United States Patent [19]

Lee

[11] **Patent Number: Des. 309,952**

[45] **Date of Patent: ** Aug. 14, 1990**

[54] **COMBINED TORCH AND WARNING LIGHT**

[75] Inventor: **Kwok W. J. Lee**, Kwai Chung, Hong Kong

[73] Assignee: **Lomak Industrial Company Limited**, Hong Kong

[**] Term: **14 Years**

[21] Appl. No.: **198,820**

[22] Filed: **May 25, 1988**

[30] **Foreign Application Priority Data**

Nov. 27, 1987 [GB] United Kingdom 1046696

[52] **U.S. Cl.** **D26/49**

[58] **Field of Search** D26/37-50; 362/157, 158, 191-208, 183-190

[56] **References Cited**

U.S. PATENT DOCUMENTS

D. 210,040	1/1968	Moore et al.	D26/49
D. 285,356	8/1986	Schosser et al.	D26/49
D. 290,406	6/1987	Brown	D26/38
D. 296,478	6/1988	Powell et al.	D26/49

Primary Examiner—Susan J. Lucas
Assistant Examiner—M. H. Tung
Attorney, Agent, or Firm—Pollock, Vande Sande & Priddy

[57] **CLAIM**

The ornamental design for a combined torch and warning light, as shown and described.

DESCRIPTION

FIG. **1** is a top plan view of a combined torch and warning light showing my new design;
FIG. **2** is a bottom plan view thereof;
FIG. **3** is a side elevational view thereof;
FIG. **4** is an opposite side elevational view thereof;
FIG. **5** is a front elevational view thereof;
FIG. **6** is a rear elevational view thereof;
FIG. **7** is a top plan view thereof, the head extended to show the warning light, the opposite side being a mirror image without the switch;
FIG. **8** is a side elevational view thereof, the other side being a mirror image.

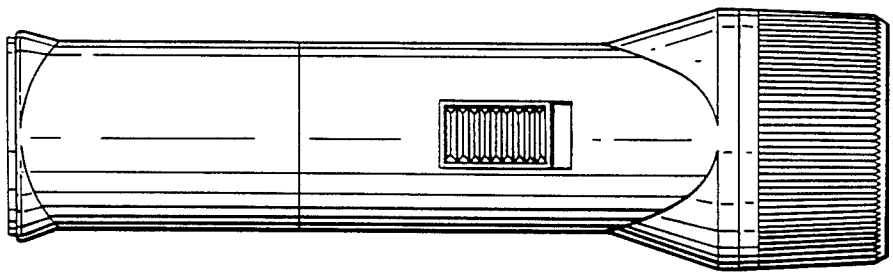

FIG. 1.

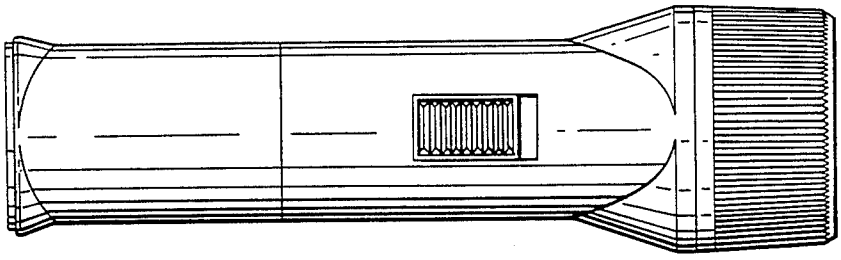

FIG. 2.



FIG. 3.



FIG. 4.



FIG. 5.



FIG. 6.

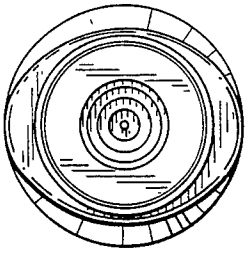

FIG. 7.

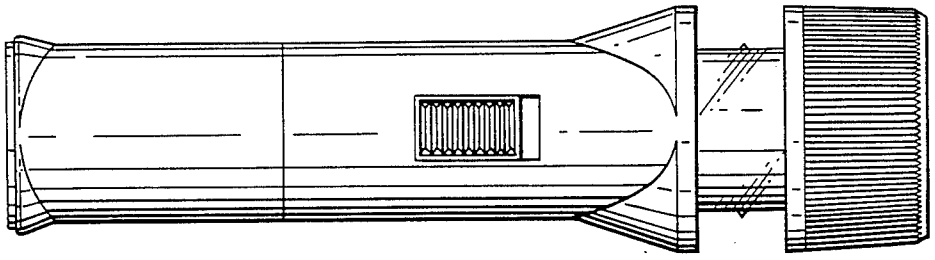

FIG. 8.

