



US00D447647B1

(12) **United States Design Patent** (10) **Patent No.:** **US D447,647 S**
Draheim et al. (45) **Date of Patent:** **** Sep. 11, 2001**

(54) **CHEST OF DRAWERS**

(74) *Attorney, Agent, or Firm*—Hoffmann & Baron, LLP

(75) **Inventors:** **Harvey J. Draheim**, Weyauwega; **Scott A. Krueger**, Appleton, both of WI (US)

(57) **CLAIM**

The ornamental design for a chest of drawers, as shown and described.

(73) **Assignee:** **Simmons Juvenile Products Company, Inc.**, New London, WI (US)

(**) **Term:** **14 Years**

DESCRIPTION

(21) **Appl. No.:** **29/131,510**

FIG. 1 is a top perspective view of a chest of drawers showing our new design;

(22) **Filed:** **Oct. 23, 2000**

FIG. 2 is a top plan view thereof;

(51) **LOC (7) Cl.** **06-04**

FIG. 3 is a front elevation view thereof;

(52) **U.S. Cl.** **D6/446**

(58) **Field of Search** D6/432-448; 312/204, 312/224, 257.1

FIG. 4 is a side elevation view thereof, the opposite side being a mirror-image thereof, and

(56) **References Cited**

U.S. PATENT DOCUMENTS

- D. 272,210 * 1/1984 Brunner et al. D6/446
- D. 357,602 * 4/1995 Brunner et al. D6/446
- D. 367,778 3/1996 Brunner et al. .
- D. 375,514 * 11/1996 Keller et al. D6/445
- D. 393,551 4/1998 Draheim .

FIG. 5 is an enlarged sectional view taken along Line 5-5 of FIG. 3; and,

FIG. 6 is an enlarged sectional view taken along Line 6-6 of FIG. 3.

OTHER PUBLICATIONS

Simmons Juvenile Products Catalog, 1998 (2900 Series).

The rear and bottom views (not shown) form no part of the claimed design. The portions shown in broken lines form no part of the claimed design.

* cited by examiner

Primary Examiner—Cathron C. Brooks

1 Claim, 5 Drawing Sheets

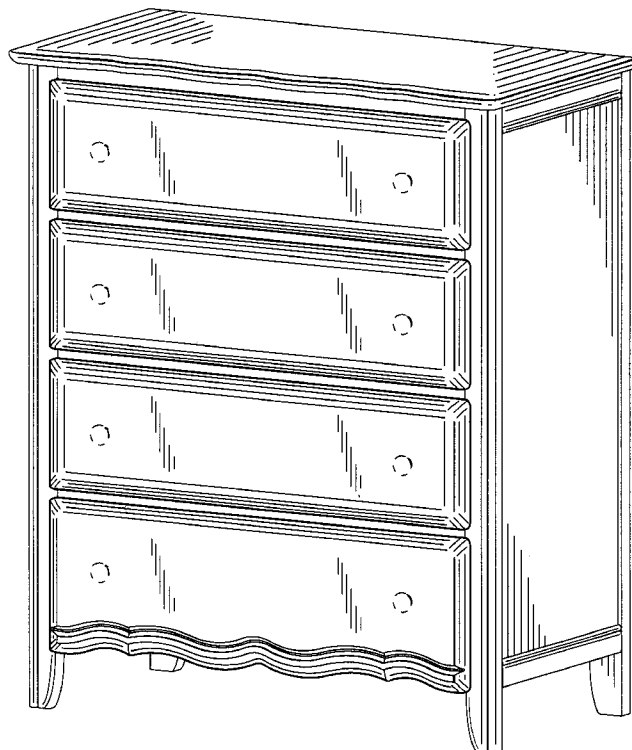


FIG. 1

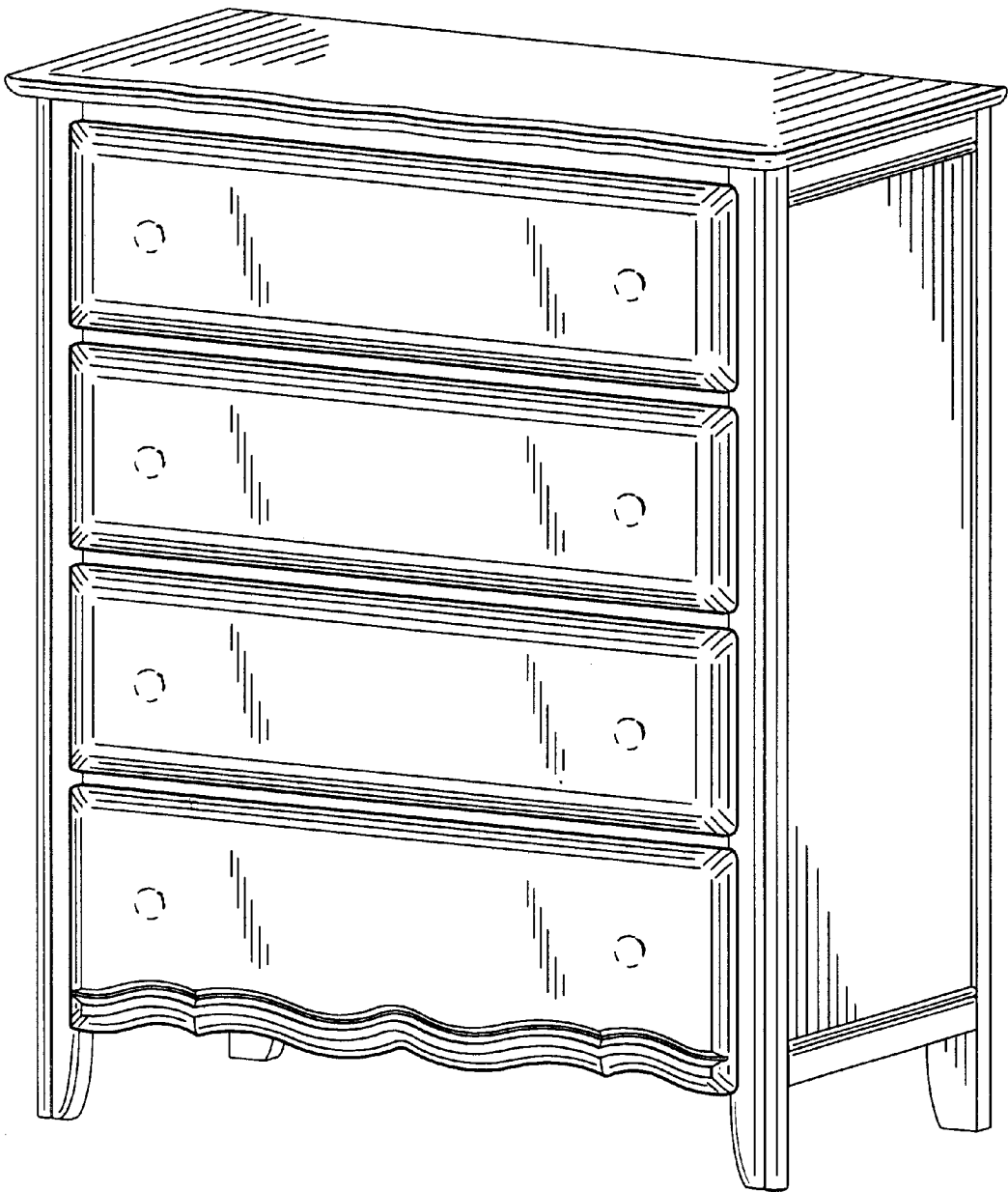


FIG. 2

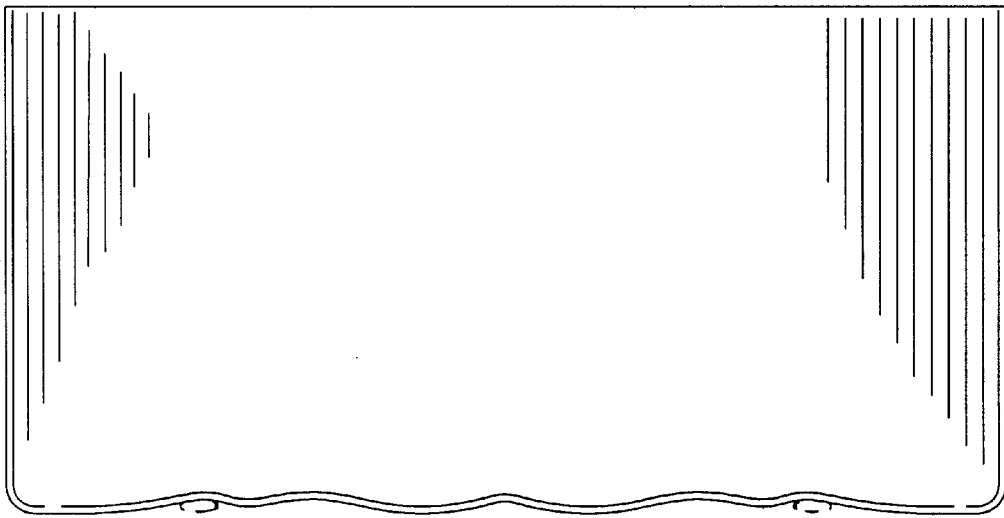


FIG. 3

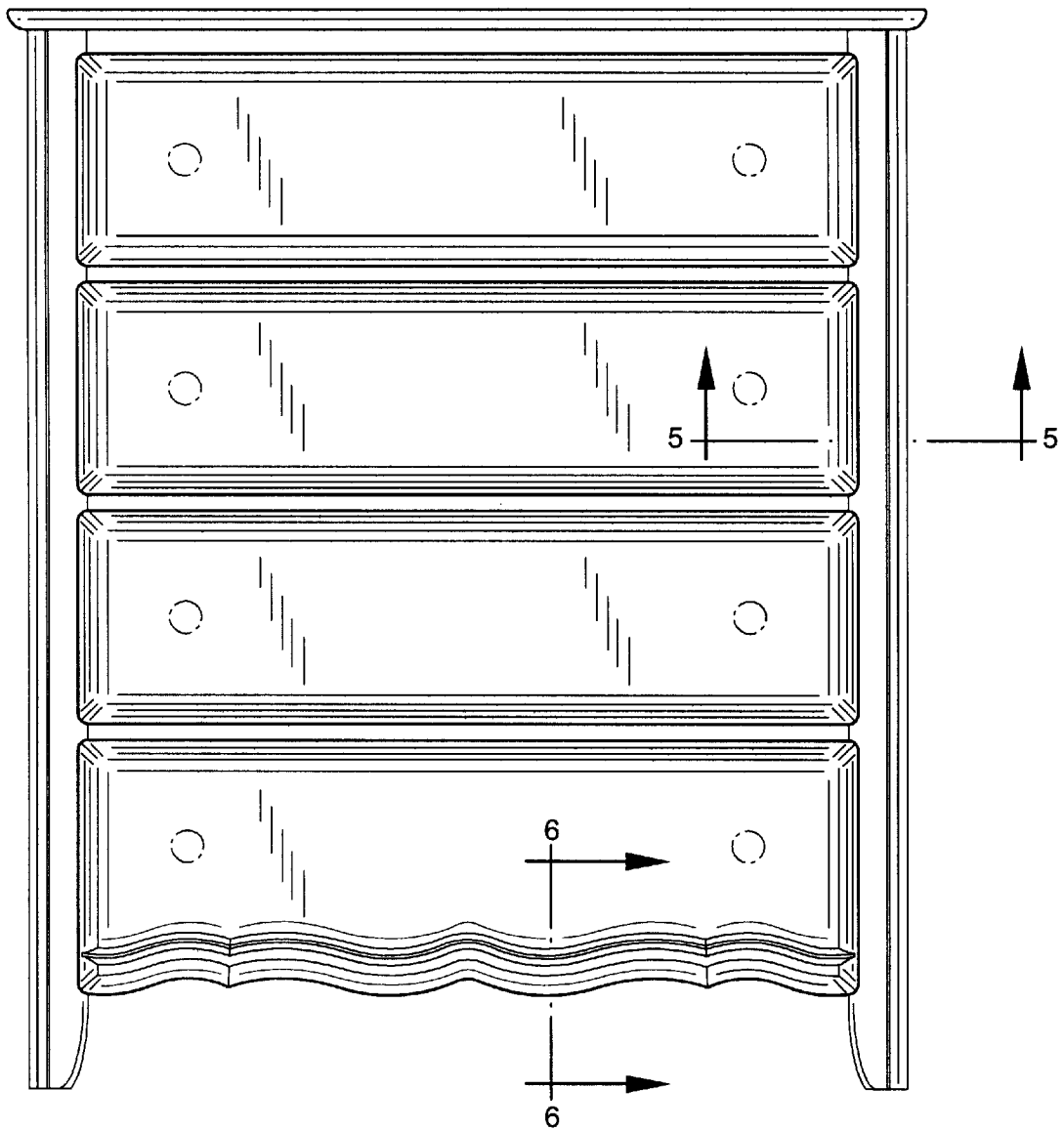


FIG. 4

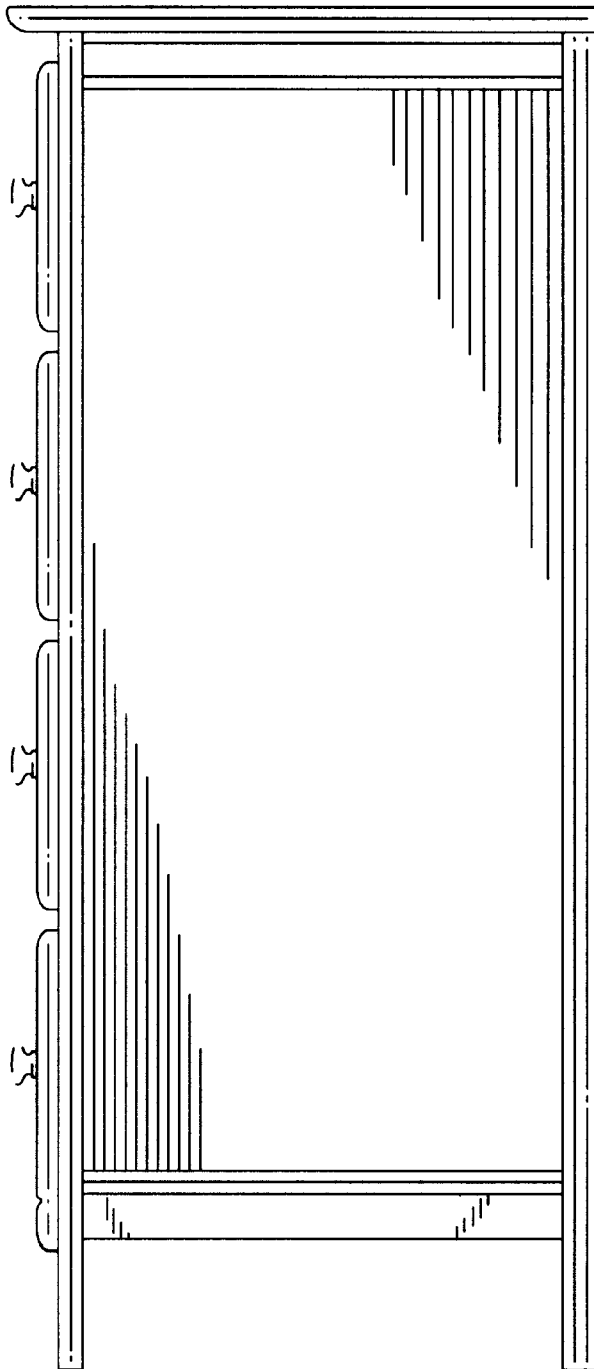


FIG. 5

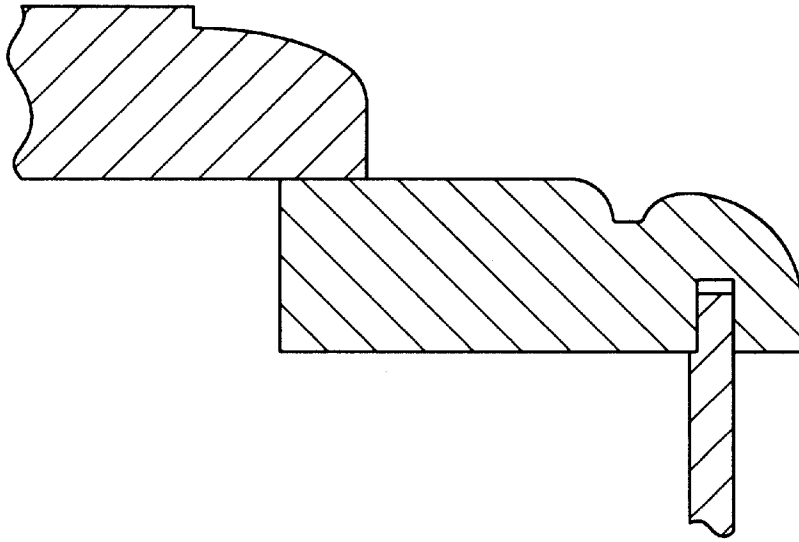


FIG. 6

