C. H. SCOTT.

COMBINED BUSTLE AND HIP FORM.

APPLICATION FILED NOV. 16, 1907.

1,036,731.

Patented Aug. 27, 1912.

2 SHEETS—SHEET 1.

Fig. 1.

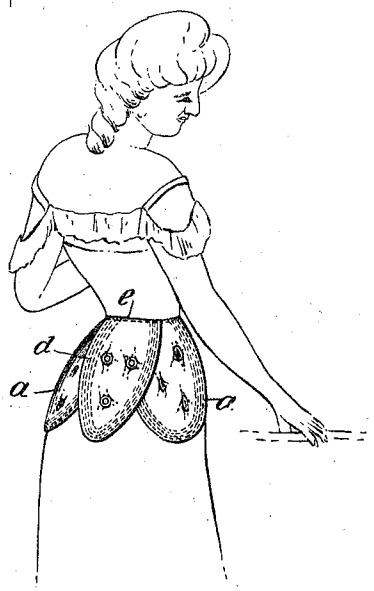


Fig. 2.

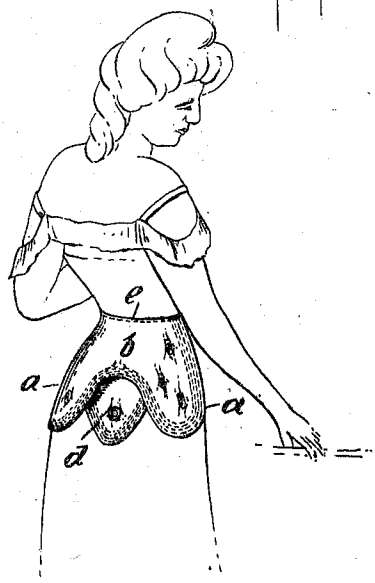


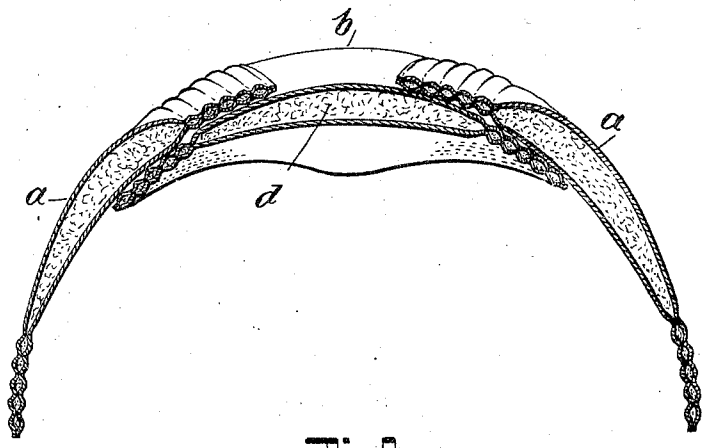


Fig. 3.

WITNESSES

Julius H. Schatz

James F. Duhamel

INVENTOR

Chas. H. Scott,

BY

John K. Macdonald,

ATTORNEY

C. H. SCOTT.

COMBINED BUSTLE AND HIP FORM.

APPLICATION FILED NOV. 16, 1907.

1,036,731.

Patented Aug. 27, 1912.

2 SHEETS—SHEET 2.

Fig. 4.

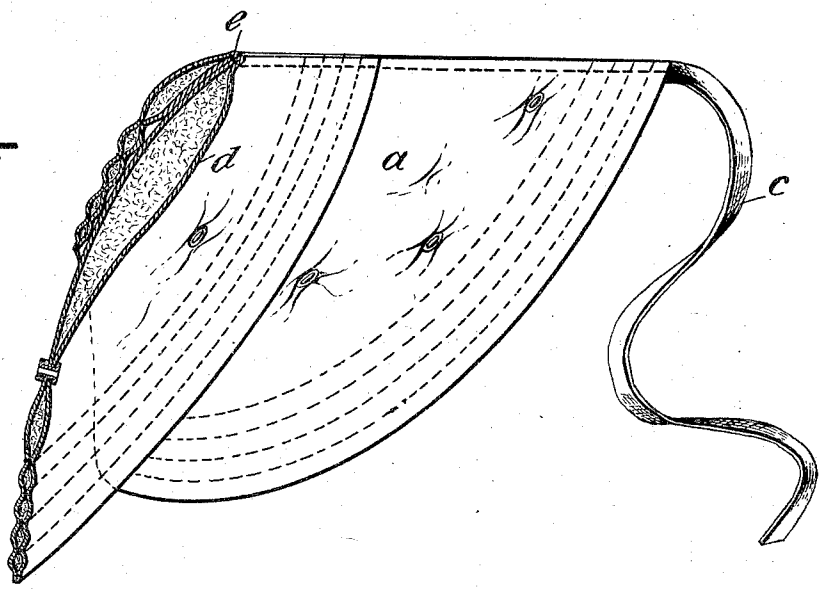


Fig. 5.

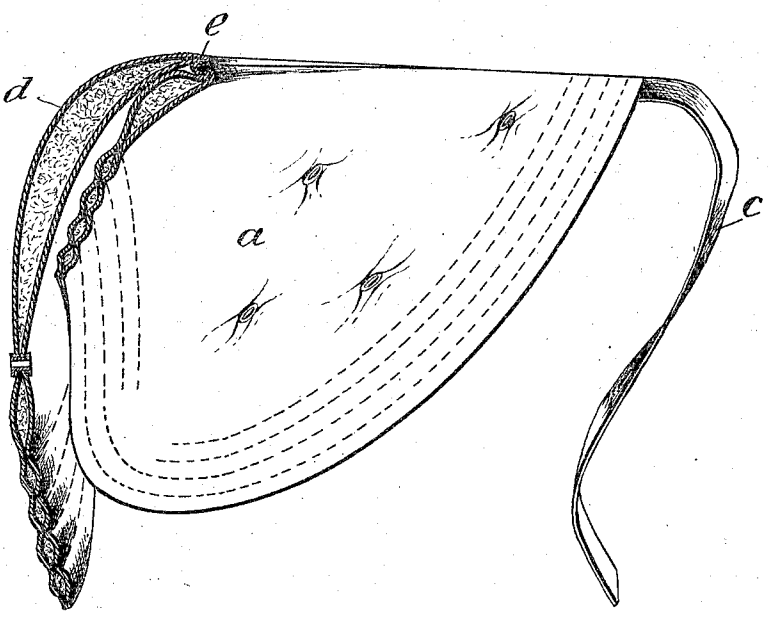


WITNESSES

Julius A. Katz.

James F. Duhamel

INVENTOR

Chas. H. Scott,

BY

John K. Macdonald,

ATTORNEY

# UNITED STATES PATENT OFFICE.

CHARLES H. SCOTT, OF NEW YORK, N. Y.

## COMBINED BUSTLE AND HIP-FORM.

1,036,731. Specification of Letters Patent. Patented Aug. 27, 1912.

Application filed November 16, 1907. Serial No. 402,370.

*To all whom it may concern:*

Be it known that I, CHARLES H. SCOTT, of the city of New York, borough of Brooklyn, county of Kings, State of New York, have invented certain new and useful Improvements in a Combined Bustle and Hip-Form, of which the following is a full, clear, and exact specification, such as will enable others skilled in the art to which it appertains to make and use the same.

In the bustle trade, it was heretofore customary to manufacture and carry in stock two different classes of bustles or hip-forms, namely, the hip-form or bustle designed to fill out the wearer at the back, and a hip-form or bustle to fill out and develop the hips only.

The object of my invention is to construct a combined bustle and hip-form which may be readily converted to either use, thus effecting, as will be obvious, a material saving to the manufacturer. In attaining this end I construct the main part of the device with two hip pads connected by a relatively narrow and thin portion at the back of the wearer, and coacting with these hip-pads is another pad, to be worn either under or over the hip-pads, in which former position it fits into the recess or cavity found in the back of most persons and its effect is practically *nihil*, while in the latter position setting outside said narrow and thin portion, or bridge, its effect becomes prominent; thus allowing the wearer to convert the device at will into one form developing the hips only, or into another form developing both the hips and the back.

Reference is had to the accompanying drawings which illustrate, as an example, one manner in which the various principles of my invention may be embodied, in which drawings,

Figure 1 is a perspective view of the device in use, the back pad being over the hip pads; Fig. 2 is another perspective view of the device in use, the back pad being under the hip pads; Fig. 3 is a horizontal sectional view of the device in the adjustment shown in Fig. 2; Fig. 4 is a vertical section of the bustle in its second adjustment; and Fig. 5 is a vertical section of the bustle in its first adjustment.

*a* indicates the hip pads which are respectively arranged to cover the hips of the wearer. These are connected at the rear by a relatively thin and narrow portion or bridge *b*, while tapes or strips *c* are provided adapted to pass around the front of the waist to fasten the bustle in place.

*d* indicates the back pad. This is arranged in the center of the bustle at the back and is connected at its upper edge to the upper edge of the connecting portion *b*, as indicated at *e*, the connection being similar to a hinge which enables the back pad to be readily thrown to one or the other of the positions shown in the drawings. When the pad *d* is in the adjustment shown in the Figs. 2, 3, and 4, the back pad is covered by the connecting piece *b* and depressed or caused to lie snugly against the wearer in the cavity or depression usually found in that portion of the human figure, so that the effect of the pad in this adjustment is *nihil*. When, however, the pad is thrown over, as in Figs. 1 and 5, it rests upon the bridge *b* and pads *a* in which position it presents its greatest fullness and then serves materially to increase the figure under the waist line at the back. This construction of the device may be varied to suit the type of article to be produced. It is here shown as constructed of covering pieces, with a filling of hair or the like, the parts being suitably tufted and grometed for ventilation as will be understood from the prior art.

I prefer to give to all of the pads a concavo-convex shape, and to taper the edges to a feather edge, the manner of effecting which being well known to those skilled in the art, and which is more particularly referred to in my Patent No. 702,158, dated June 10, 1902. This concavo-convexity is particularly desirable in the back-pad *d*,

which, when so constructed, will bear with its outer edges upon the bridge-portion *b* when in the position shown in Fig. 1.

Having thus described my invention, what I claim as new and desire to secure by Letters Patent of the United States is:

A combined bustle and hip-form having hip-pads and a relatively narrow connecting portion joining said parts at the back and a back pad hinged to the top of the connecting portion, and adapted to occupy a position either inward or outward for the purpose specified.

In testimony whereof I have signed my name to this specification in the presence of two subscribing witnesses.

CHARLES H. SCOTT.

Witnesses:

ETHEL I. MCLAUGHLIN,

EUGENE S. MACDONALD.

**Copies of this patent may be obtained for five cents each, by addressing the "Commissioner of Patents, Washington, D. C."**