

No. 724,320.

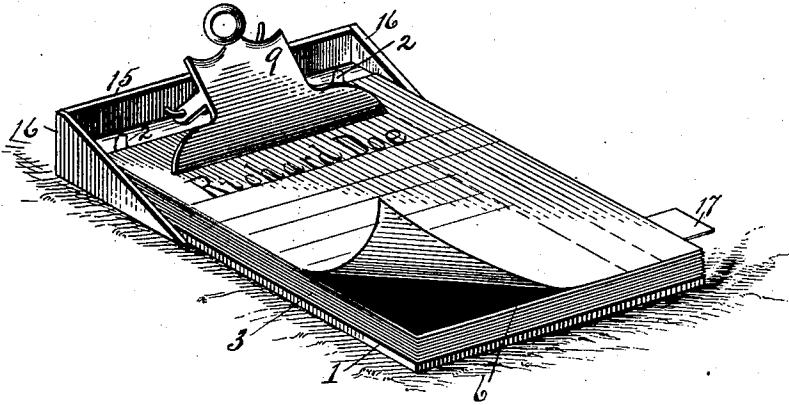
PATENTED MAR. 31, 1903.

D. W. MCGREGOR.  
MANIFOLD DEVICE.


APPLICATION FILED JUNE 23, 1902.

NO MODEL.

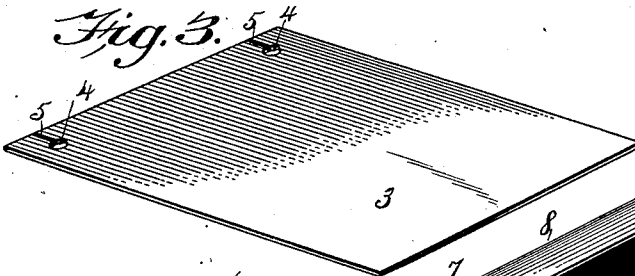
*Fig. 1.*




*Fig. 2.*



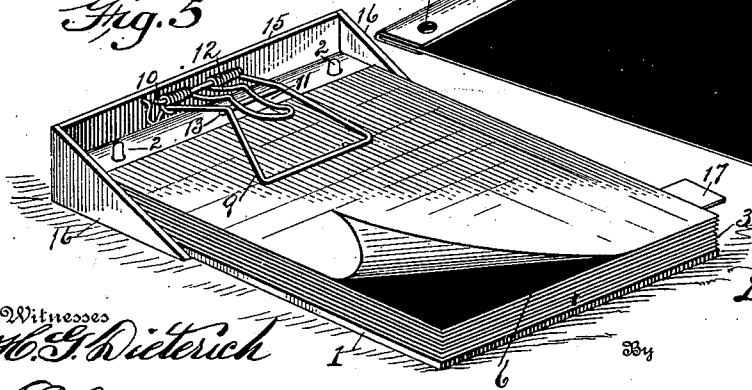
*Fig. 3.*



*Fig. 4.*



*Fig. 5.*



Inventor

*David W. McGregor*

Witnesses

*H. S. Richter*

*C. P. Alexander*

*H. H. Allen*  
Attorney.

# UNITED STATES PATENT OFFICE.

DAVID W. MCGREGOR, OF ATHENS, GEORGIA.

## MANIFOLD DEVICE.

SPECIFICATION forming part of Letters Patent No. 724,320, dated March 31, 1903.

Application filed June 23, 1902. Serial No. 112,884. (No model.)

*To all whom it may concern:*

Be it known that I, DAVID W. MCGREGOR, a citizen of the United States, residing at Athens, in the county Clarke and State of Georgia, have invented certain new and useful Improvements in Manifold Devices, of which the following is a specification, reference being had therein to the accompanying drawings.

My invention relates to that class of manifold writing-tablets in which a packet of leaves for the duplicate writings is held in combination with a carbon or equivalent sheet, the latter being adapted to produce a duplicate writing upon the topmost of the leaves of said packet; and the purposes of the invention are to secure the various leaves of paper, both duplicate, carbon, and original, in such manner that the device may be readily supplied from time to time with the desired collection of leaves, that the latter may be secured during the writing operation, and that the leaf with the duplicate writing may be conveniently detached when finished.

The invention consists in the parts and combination thereof hereinafter set forth.

In order to make the invention more clearly understood, I have illustrated in the accompanying drawings means for carrying the same into practical effect.

In said drawings, Figure 1 is a perspective view of a duplicating-tablet embodying my invention. Fig. 2 is a side view of the same, the thickness being somewhat exaggerated for the sake of clearness in illustration. Fig. 3 is a view of one of the duplicating-leaves. Fig. 4 is a view of the carbon-paper. Fig. 5 shows another form of clamping device.

Referring to the drawings, 1 is a board or other stiff or rigid backing for the tablet, in or on which, near one edge, such as the top edge, are fixed two or more pins or posts 2. These are of sufficient length to accommodate the aggregate thickness of the leaves on which the duplicate writing is to be produced, which leaves constitute the bulk of the tablet. These leaves of paper, which I term the "duplicating-leaves," are indicated at 3 and are perforated near one edge at 4 to fit over the pins 2. From the perforation 4 to the adjacent margin of the leaf 3 are formed slits 5,

which enable said leaves to be withdrawn individually with slight resistance from under the carbon-paper and from off the pins 2, although said slits do not prevent the leaves 3 from being securely held as a body on said pins.

The carbon-paper or equivalent transfer-sheet is shown at 6, perforated at 7 to fit the pins 2, and preferably strengthened by a pasted-on border 8, through which the perforations 7 are formed.

9 is a movable paper-clamp pivoted or otherwise secured to the tablet-base at 10 and adapted to rest upon the carbon or other topmost sheet of the tablet with sufficient pressure to keep all of the leaves in place. Said clamp is arranged to extend past or forward of the pins 2 a sufficient distance to grasp the top edge of the sheet upon which the original writing is done, which I term the "original sheet," while the top edge of the latter bears against the fronts of the pins 2. The clamp is provided with suitable arresting means or a support or catch by which the clamp may be held in a sufficiently-elevated position to allow of the introduction of the body of duplicate leaves over the tops of the pins 2 and beneath the clamp, so that said body of duplicate leaves may be fitted over the pins, as already described.

After the duplicate writing has been produced the clamp is slightly raised at its front end to permit the original sheet to be removed and to allow the duplicate sheet immediately beneath the carbon-paper 6 to be drawn off from the pins 2, the slits 5 of said sheet opening for the purpose.

The arresting device above referred to is indicated at 11, consisting of a notch or bend in a spring-arm 12, which is adapted to press down upon a cross-bar 13 of the clamp. When the clamp is raised, the said cross-bar engages said notch or bend, and the clamp is held up.

I may further provide the clamp with a suitable stop for holding it slightly elevated sufficiently to allow the withdrawal of the original and duplicate sheets, although not enough to be above the tops of the posts 2 or to allow the escape of any of the leaves over the tops of said posts.

The board 1 preferably comprises a head-

piece 15, which may be utilized for the support of the clamp above described and which is held in place by bracing-pieces 16.

It will be understood that the exact form of the clamping device is not material to the present invention and that many different forms of clamps may be efficiently employed for the purpose.

It will be observed that while the duplicating-leaves may be easily removed the overlying carbon-sheet is not disturbed. For more easily handling the carbon-sheet without soiling the fingers I attach (as by pasting) to said sheet, near its lower free edge, a little tab 17, by which the carbon may be lifted for obtaining a hold on the duplicating-sheet.

What I claim is—

1. In a manifolding-tablet or paper-holder the combination of a base, paper-holding posts thereon adapted to receive a body of perforated duplicating-leaves and a carbon-sheet, a movable paper-holding clamp adapted to bear on said leaves at a point lower than the tops of said posts, and means connected with said base for mechanically holding said clamp in an elevated position near said posts and over the paper with its clamping surface or edge at a point lower than the tops of said posts, substantially as set forth.

2. In a manifolding-tablet or paper-holder,

the combination of a base, paper-holding posts thereon adapted to receive a body of perforated duplicating-leaves and a carbon-sheet, a movable paper-holding clamp adapted to bear on said leaves at a point lower than the tops of said posts, means connected with said base for mechanically holding said clamp in position to release said leaves with its clamping surface or edge at a point lower than the tops of said posts, and means for holding said clamp in a more elevated position above the tops of said posts for the application of perforated leaves to the latter, substantially as set forth.

3. In a manifolding-tablet or paper-holder, the combination of a base, means thereon adapted to receive a body of duplicating-leaves and a carbon-sheet, a clamp adapted to hold such leaves, and a spring-arm adapted to hold said clamp in two different elevated positions, said arm extending from a point of attachment to the upper rear part of said clamp, substantially as set forth.

In testimony whereof I affix my signature in presence of two witnesses.

DAVID W. MCGREGOR.

Witnesses:

C. H. NEWTON,  
E. CARITHERS.