



US00D733664S

(12) **United States Design Patent**
Baldwin et al.

(10) **Patent No.:** **US D733,664 S**

(45) **Date of Patent:** **** Jul. 7, 2015**

(54) **CABLE RAIL**

(71) Applicants: **Jeffrey Baldwin**, Desert Hills, AZ (US);
John Klein, Gilbert, AZ (US); **Ryan Liebengood**, Gilbert, AZ (US)

(72) Inventors: **Jeffrey Baldwin**, Desert Hills, AZ (US);
John Klein, Gilbert, AZ (US); **Ryan Liebengood**, Gilbert, AZ (US)

(**) Term: **14 Years**

(21) Appl. No.: **29/489,866**

(22) Filed: **May 3, 2014**

(51) **LOC (10) Cl.** **13-03**

(52) **U.S. Cl.**
USPC **D13/155**

(58) **Field of Classification Search**
USPC D13/155, 153, 154, 156, 157, 184, 199;
D8/349, 354, 356, 377, 394; 174/50,
174/68.1, 68.2, 68.3, 135, 136; 248/49, 53,
248/60; 361/827; 385/134, 135; 439/207,
439/210, 445, 446, 447, 527;
D25/119-125, 164, 199
CPC H01B 7/00; H02G 3/00; H02G 3/04;
H02G 3/10; H02G 3/0608
See application file for complete search history.

(56) **References Cited**

U.S. PATENT DOCUMENTS

5,523,529 A * 6/1996 Holliday 174/101
D380,736 S * 7/1997 Theis et al. D13/155
D404,010 S * 1/1999 Viklund et al. D13/155

D498,211 S 11/2004 Thibault
D503,968 S 4/2005 Ruddick
D503,969 S 4/2005 Ruddick
D504,938 S 5/2005 Ruddick
D539,752 S 4/2007 Ruddick
D541,143 S 4/2007 Ruddick
7,375,280 B2 * 5/2008 VanderVelde et al. 174/72 A
7,696,434 B2 4/2010 Ruddick
D626,817 S * 11/2010 Donowho et al. D8/356
D635,935 S * 4/2011 Donowho D13/156
D669,035 S 10/2012 Ruddick
D671,502 S 11/2012 Ruddick
D683,318 S 5/2013 Ruddick

* cited by examiner

Primary Examiner — Derrick Holland

(74) *Attorney, Agent, or Firm* — Ryan Liebengood

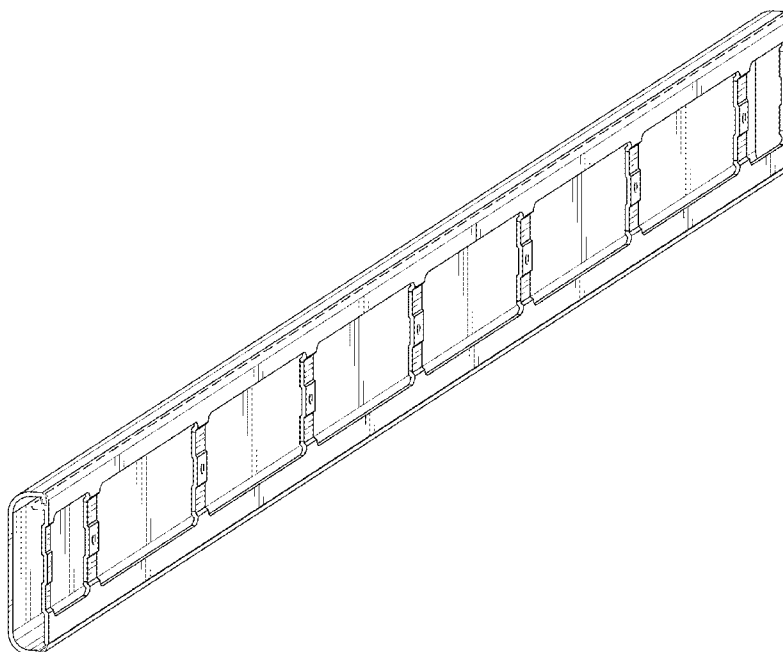
(57) **CLAIM**

We claim the ornamental design for a cable rail, as shown and described.

DESCRIPTION

FIG. 1 is a perspective view of a cable rail showing our design;
FIG. 2 is an end view thereof;
FIG. 3 is a rear elevational view thereof;
FIG. 4 is a front elevational view thereof;
FIG. 5 is a top plan view thereof; and,
FIG. 6 is a bottom plan view thereof.
The broken lines shown represent unclaimed subject matter and form no part of the claimed design.

1 Claim, 6 Drawing Sheets



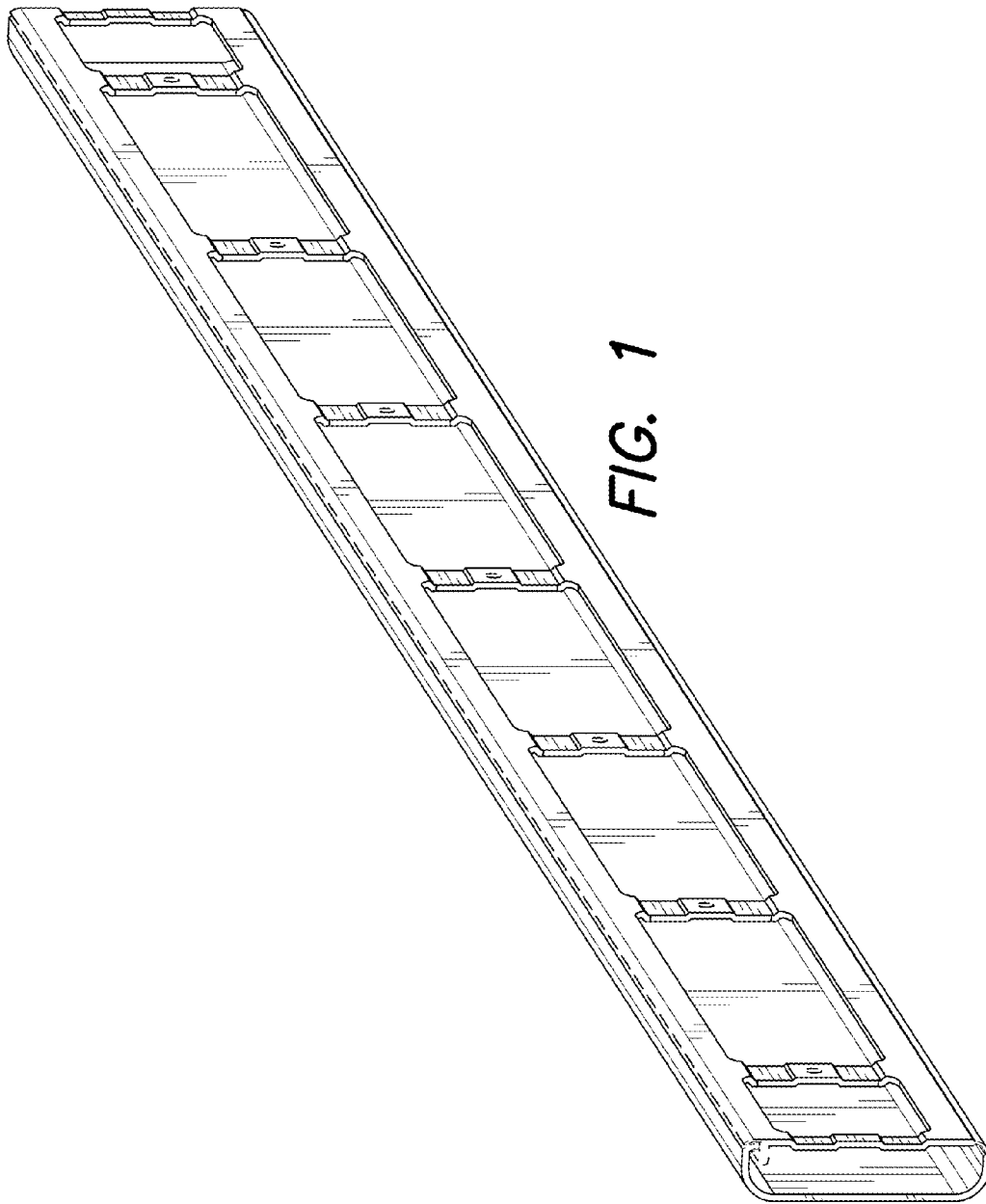


FIG. 1

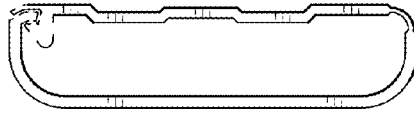


FIG. 2

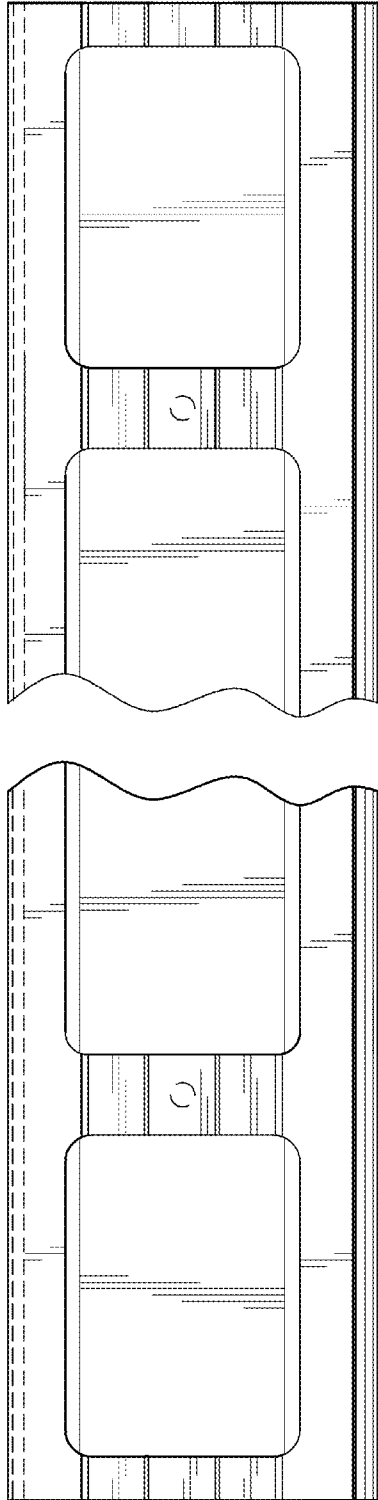


FIG. 3

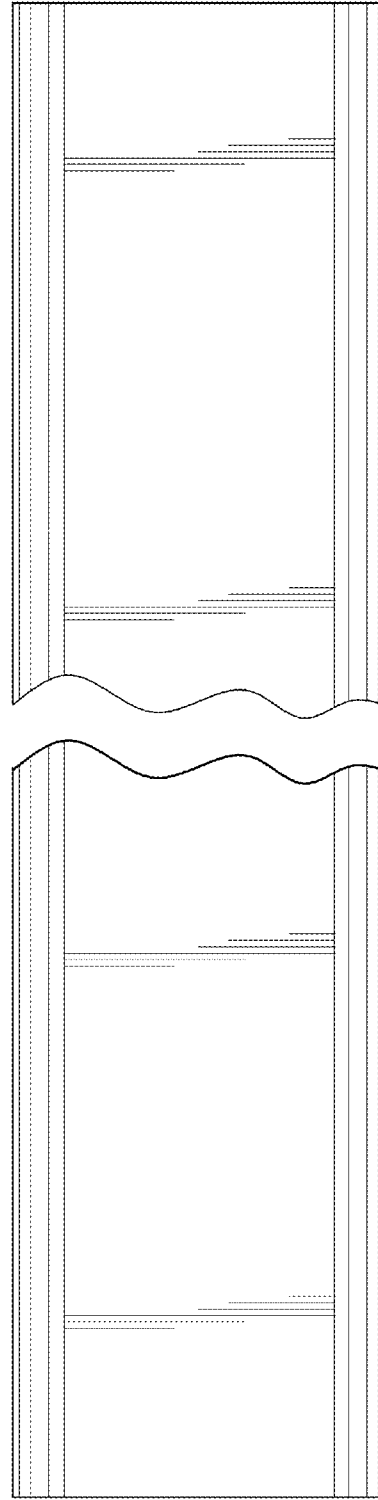


FIG. 4

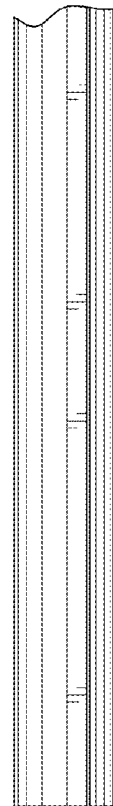

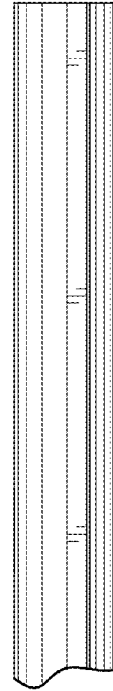


FIG. 5

FIG. 6

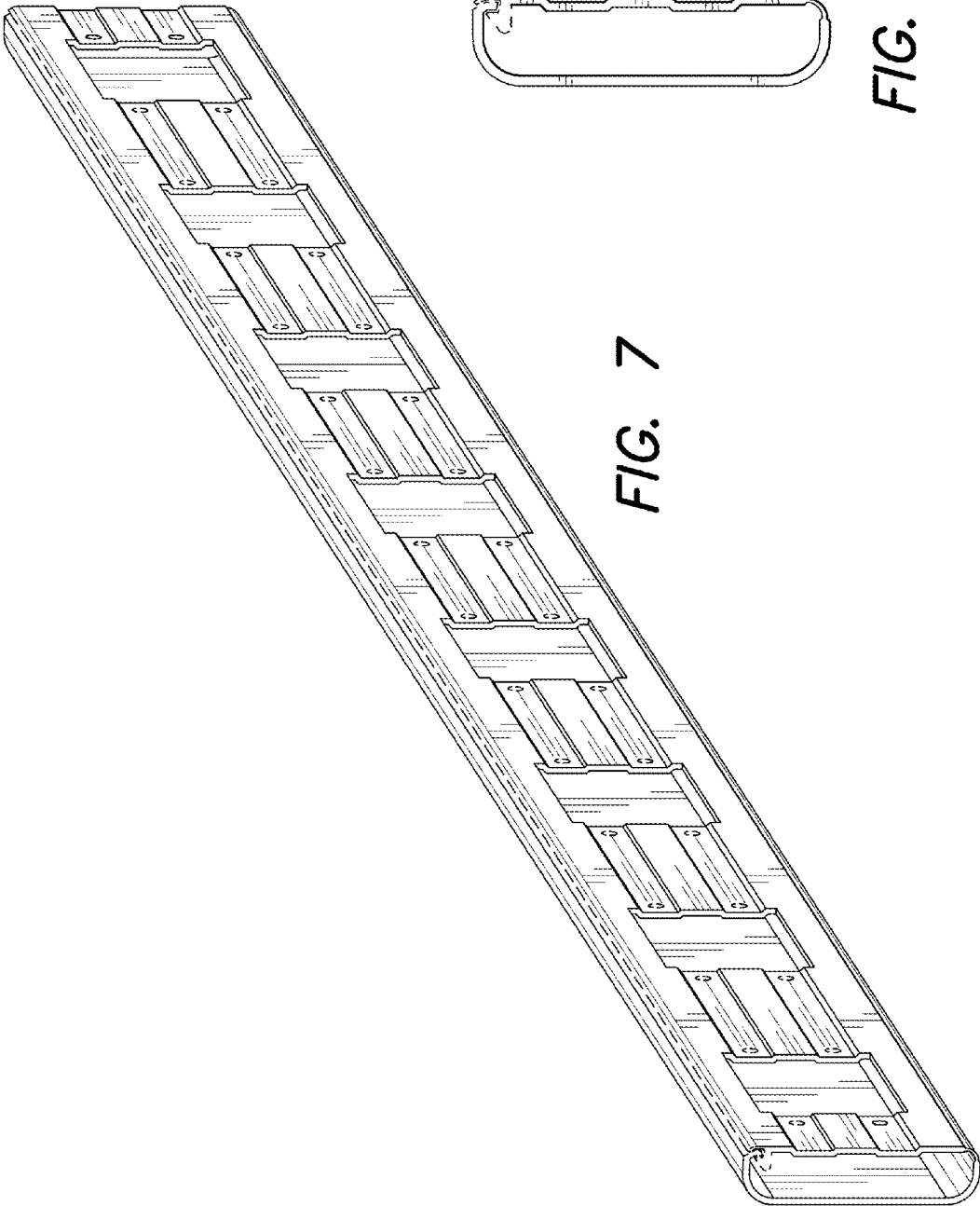


FIG. 7



FIG. 8

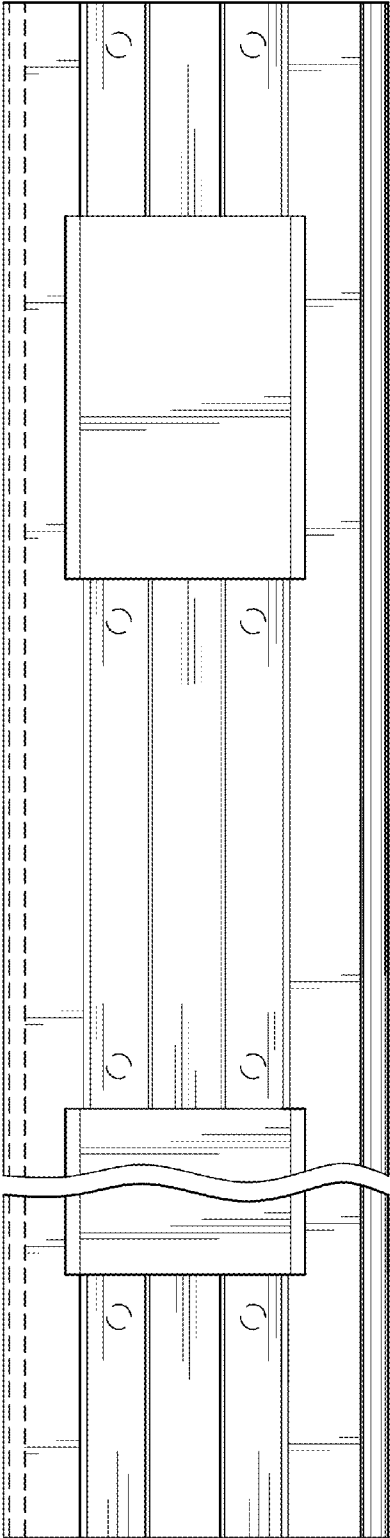


FIG. 9

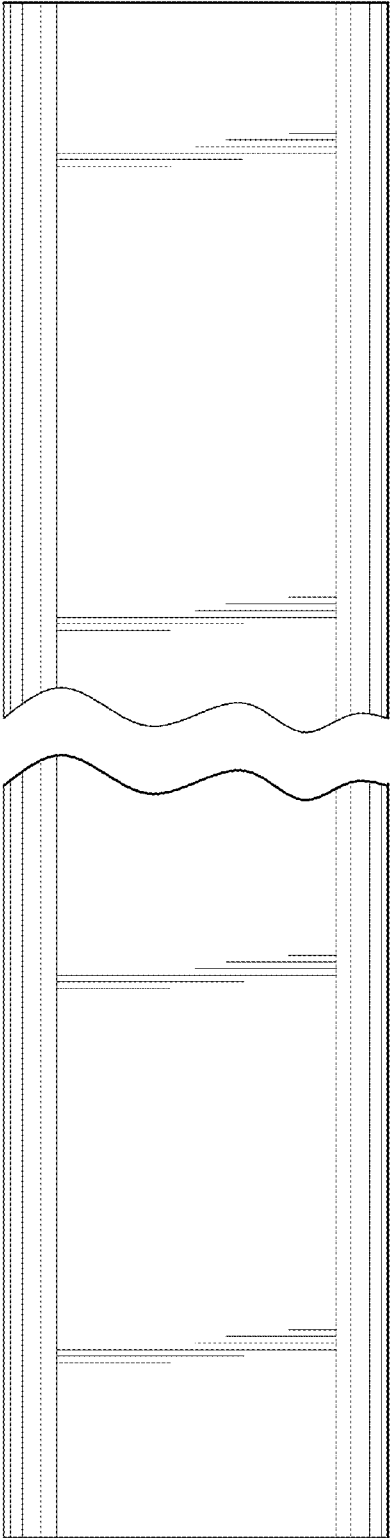


FIG. 10

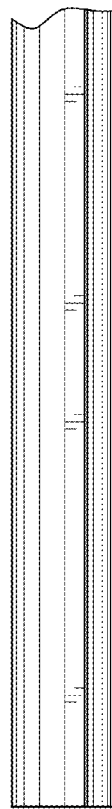
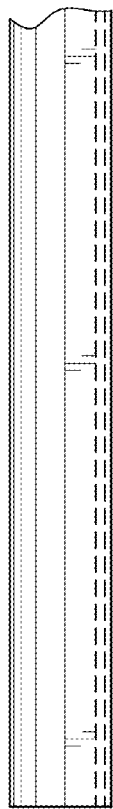
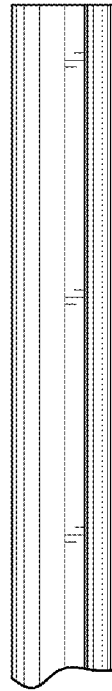



FIG. 11

FIG. 12