



US00D956331S

(12) **United States Design Patent**
Horiki et al.

(10) **Patent No.:** **US D956,331 S**

(45) **Date of Patent:** **** Jun. 28, 2022**

(54) **SPOTLIGHT**

(71) Applicant: **Panasonic Intellectual Property Management Co., Ltd., Osaka (JP)**

(72) Inventors: **Toshio Horiki, Tokyo (JP); Yoshihiko Ishida, Kanagawa (JP)**

(73) Assignee: **Panasonic Intellectual Property Management Co., Ltd., Osaka (JP)**

(**) Term: **15 Years**

(21) Appl. No.: **29/708,537**

(22) Filed: **Oct. 7, 2019**

(30) **Foreign Application Priority Data**

Aug. 30, 2019 (JP) 2019-019382
Aug. 30, 2019 (JP) 2019-019383

(51) **LOC (13) Cl.** **26-05**

(52) **U.S. Cl.**
USPC **D26/118**

(58) **Field of Classification Search**
USPC D26/1, 2, 4, 24-26, 36, 118, 123, 124,
D26/128; D11/121; D21/707, 708;
D25/155; D28/82, 88
CPC ... F21V 3/00; F21V 3/02; F21V 3/023; F21V
3/0615; F21V 3/0625; F21V 7/043; F21V
7/045; F21V 1/00; F21S 8/02; F21S 8/03;
F21S 8/04; F21S 8/033
See application file for complete search history.

(56) **References Cited**

U.S. PATENT DOCUMENTS

3,873,880 A * 3/1975 Riddell F21L 4/00
315/53
D467,361 S * 12/2002 Chang D26/4
D547,887 S * 7/2007 Titmarsh D26/25

D560,019 S * 1/2008 Myers, Jr D26/128
D724,680 S * 3/2015 Rub D21/707
D725,204 S * 3/2015 Rub D21/707
D725,205 S * 3/2015 Rub D21/707
D788,354 S * 5/2017 Yoshioka D26/118
D791,396 S * 7/2017 Yang D26/118
D820,106 S * 6/2018 Jasani D9/600
D859,700 S * 9/2019 Li D26/4
D860,347 S * 9/2019 Bartels D21/708
D861,928 S * 10/2019 Li D26/4
D861,929 S * 10/2019 Li D26/4
D866,012 S * 11/2019 Li D26/4
D869,010 S * 12/2019 Li D26/4
D911,467 S * 2/2021 Hasell D21/713
D914,959 S * 3/2021 Inoko D26/118
D929,644 S * 8/2021 Aravena D26/118
2005/0168981 A1 * 8/2005 Chen F21V 17/06
362/231
2014/0138559 A1 * 5/2014 Tseng G21K 5/00
250/504 R

(Continued)

Primary Examiner — Clint A Samuel
(74) *Attorney, Agent, or Firm* — Panasonic IP Management; Kerry S. Culpepper

(57) **CLAIM**


We claim the ornamental design for a spotlight, as shown and described.

DESCRIPTION

FIG. 1 is a bottom perspective view of a spotlight of the present invention;
FIG. 2 is a top perspective view thereof;
FIG. 3 is a front view thereof;
FIG. 4 is a rear view thereof;
FIG. 5 is a first side view thereof;
FIG. 6 is a second side view thereof;
FIG. 7 is a top view thereof; and,
FIG. 8 is a bottom view thereof.

The broken lines in the drawings represent portions of the spotlight that form no part of the claimed design.

1 Claim, 8 Drawing Sheets



(56)

References Cited

U.S. PATENT DOCUMENTS

2017/0130937	A9*	5/2017	Myers	F21S 8/061
2017/0321867	A1*	11/2017	Hagelaar	G02F 1/13
2018/0274755	A1*	9/2018	Clendinning	F21V 3/02
2019/0293274	A1*	9/2019	Franzosi	F21V 23/0485

* cited by examiner

FIG. 1




FIG. 2

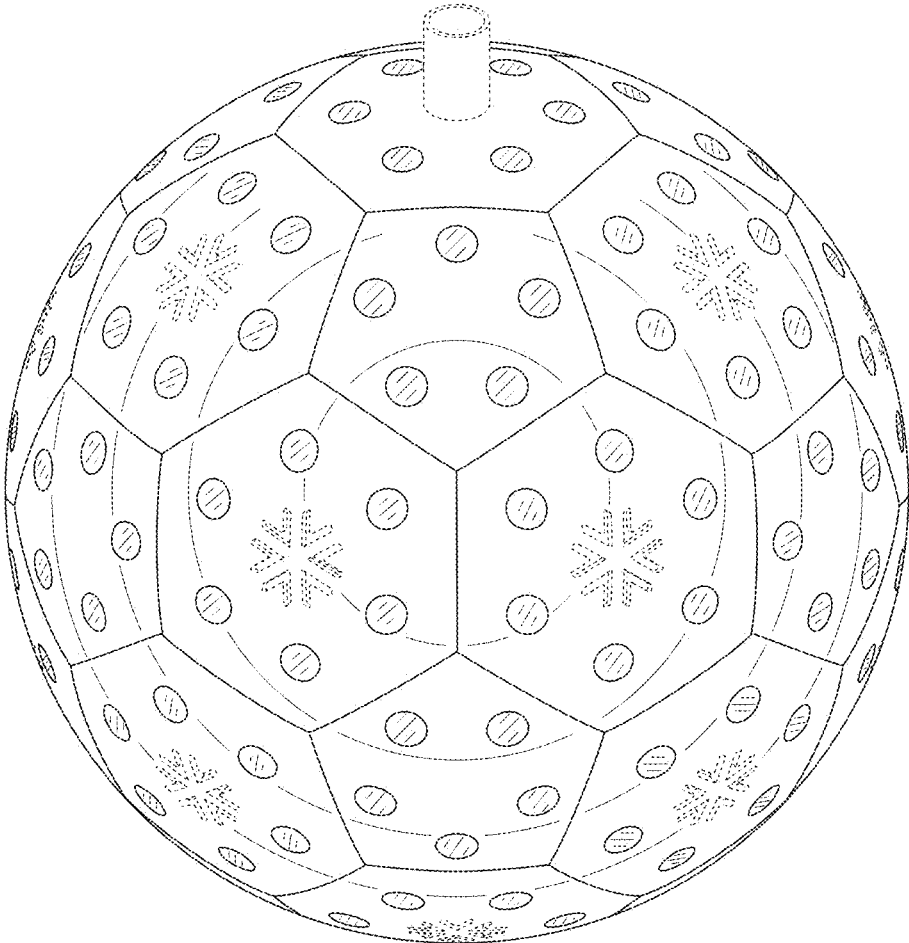


FIG. 3




FIG. 4




FIG. 5

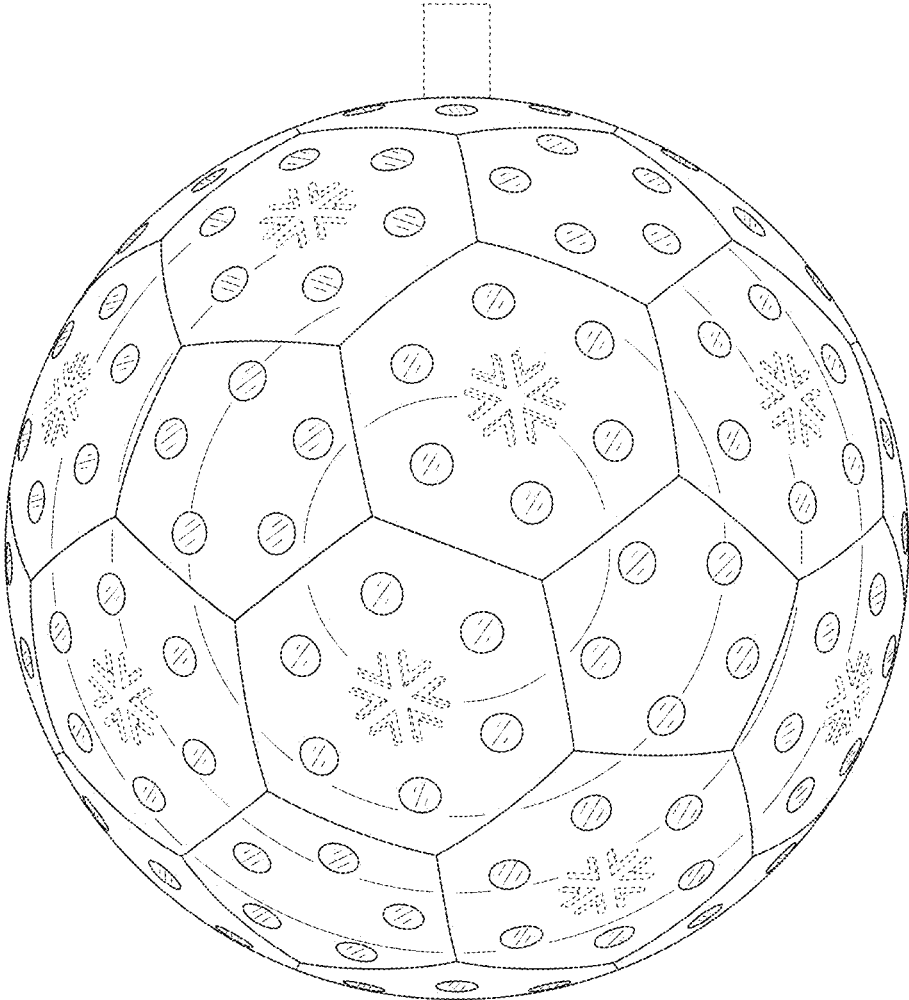


FIG. 6

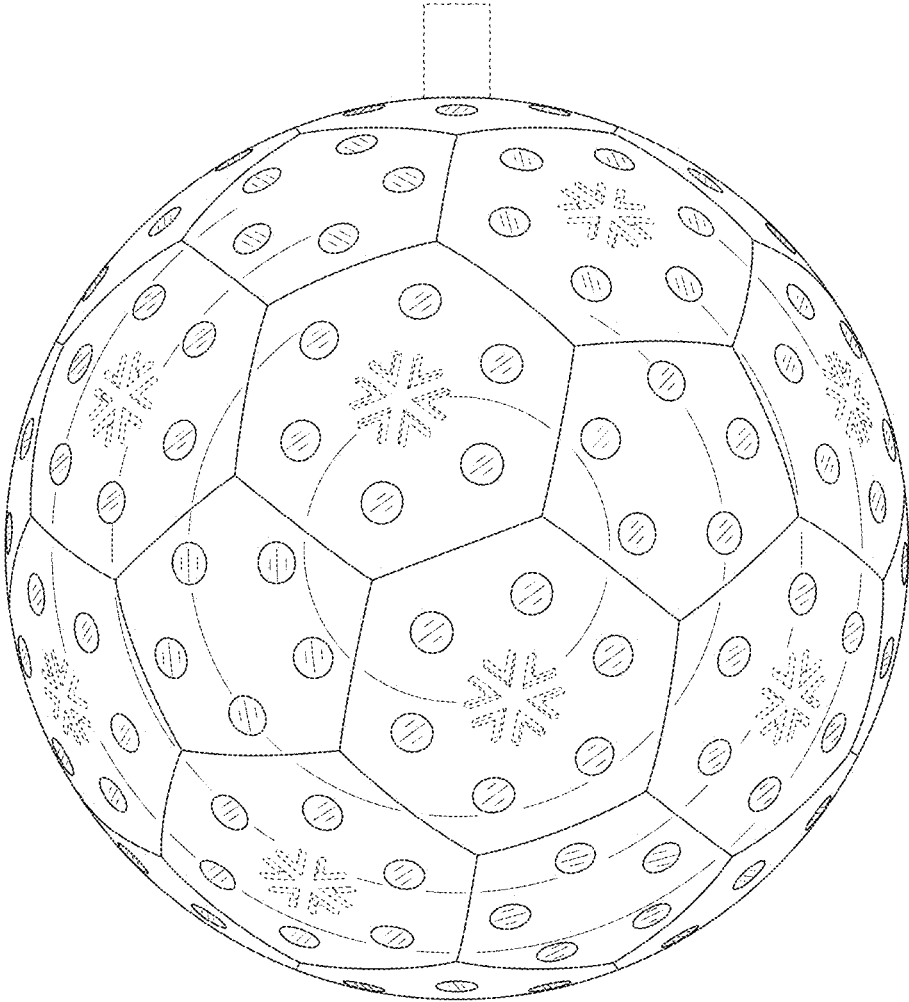


FIG. 7

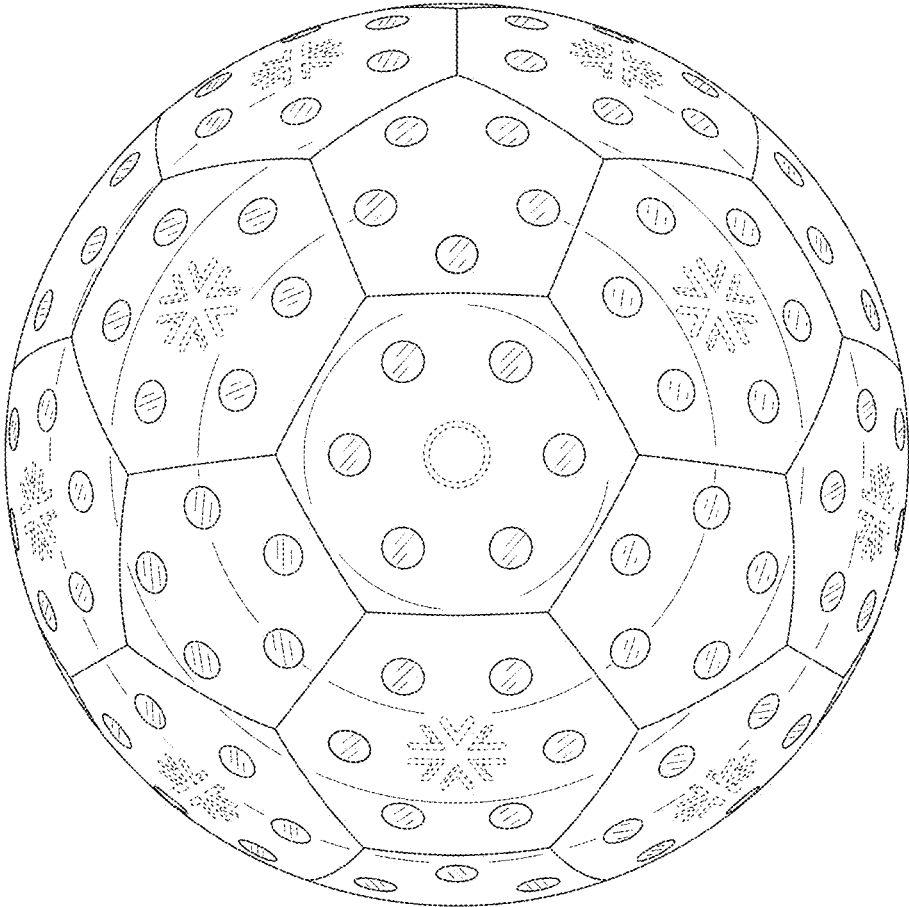


FIG. 8

