



US 20140000219A1

(19) **United States**

(12) **Patent Application Publication**  
**Pezzoli**

(10) **Pub. No.: US 2014/0000219 A1**

(43) **Pub. Date: Jan. 2, 2014**

(54) **RESEALABLE PACKAGING CONTAINER WITH INTERIOR MOUNTED PRESSURE SENSITIVE COATED COLLAR**

(76) Inventor: **Paul Pezzoli**, Portage, MI (US)

(21) Appl. No.: **13/537,717**

(22) Filed: **Jun. 29, 2012**

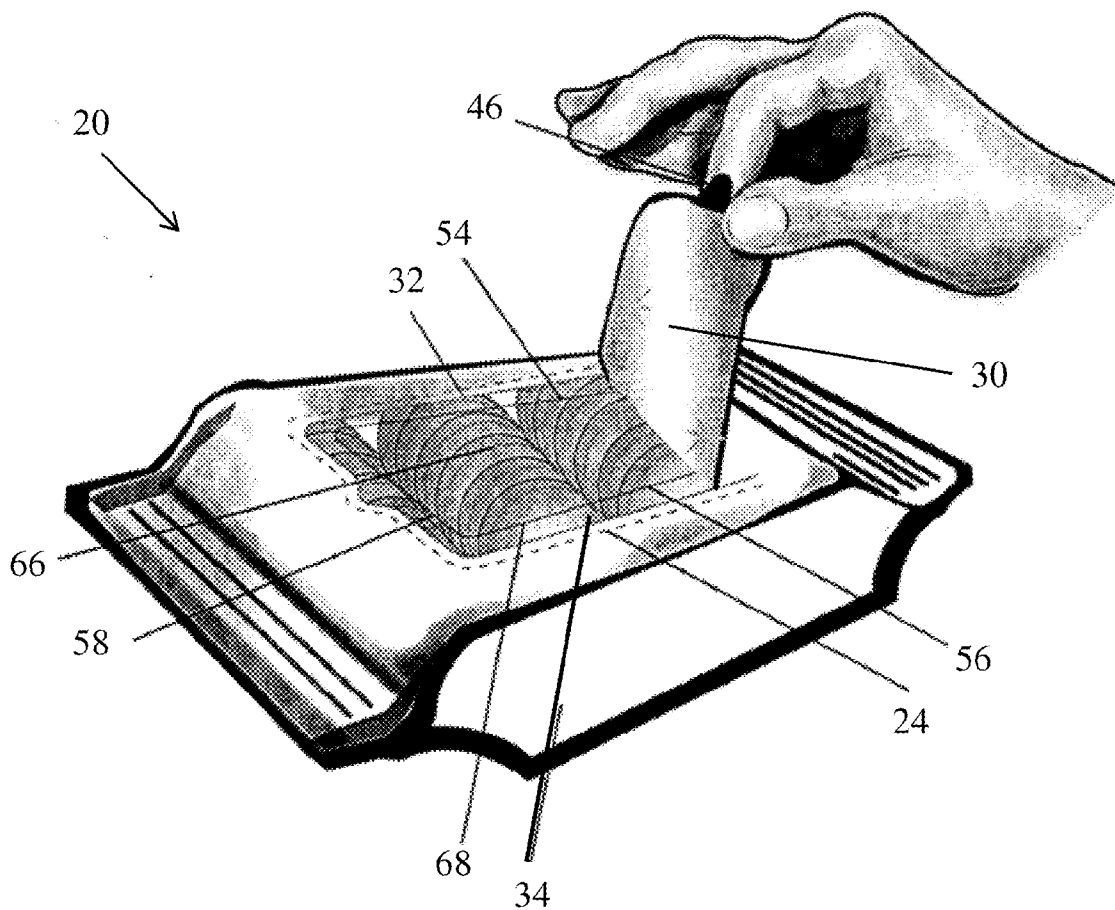
**Publication Classification**

(51) **Int. Cl.**  
*B65D 65/26* (2006.01)  
*B65D 77/04* (2006.01)  
*B65B 11/00* (2006.01)  
*B65D 65/14* (2006.01)

(52) **U.S. Cl.**  
USPC ..... **53/416; 383/203; 206/557; 383/5**

(57) **ABSTRACT**

A resealable packaging container for housing goods includes a wrapper of a flexible material that encloses the goods within. A perforated panel is cut into the wrapper for movement between open and closed positions. The perforated panel defines a wrapper opening in the wrapper when the perforated panel is in the open position to allow access to the goods disposed within the resealable packaging container. A pressure sensitive coated collar adhesively engages the inner surface of the wrapper underneath the perforated panel to partially surround the wrapper opening. The pressure sensitive coated collar includes an open central portion that is disposed inwardly of the wrapper opening and an exposed region that extends between the wrapper opening and the open central portion. The perforated panel reseals to the exposed region of the pressure sensitive coated collar in the closed position.



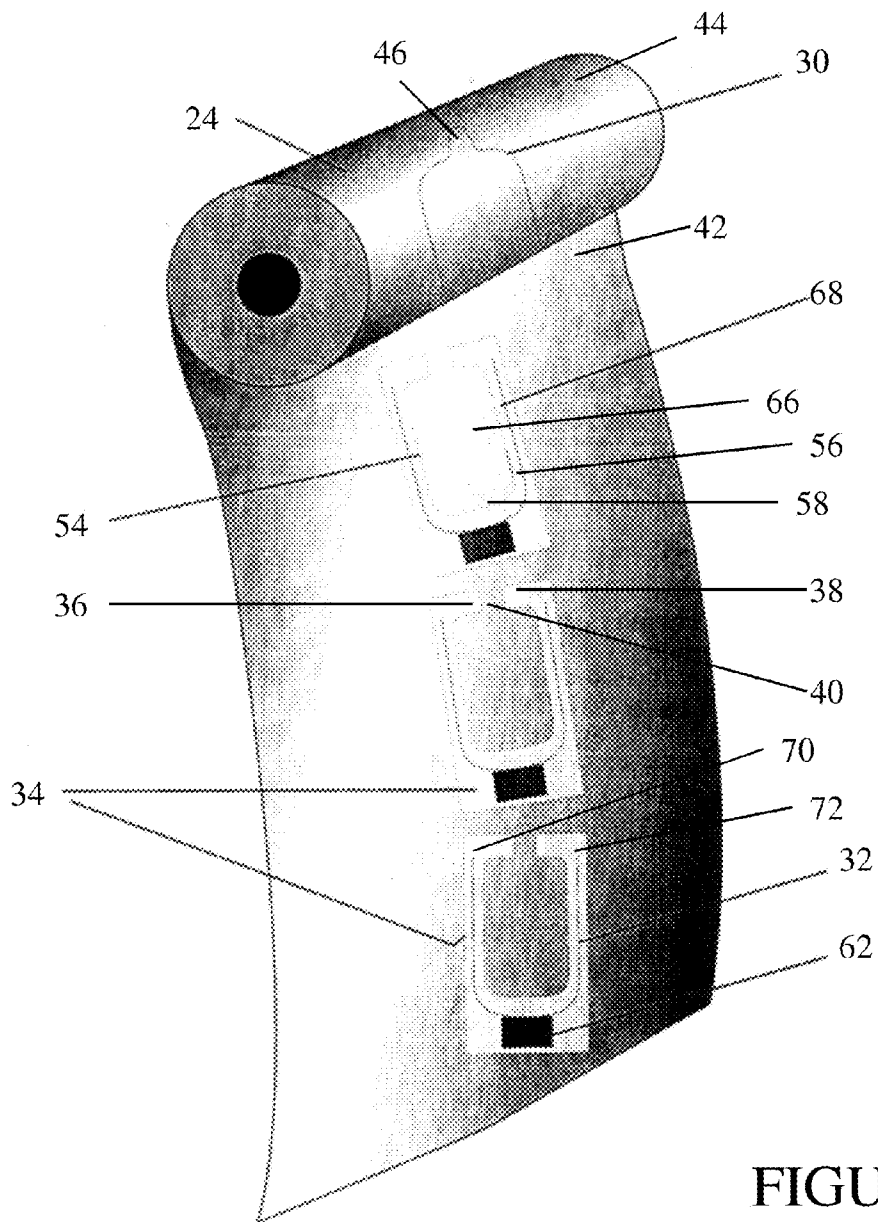


FIGURE 1



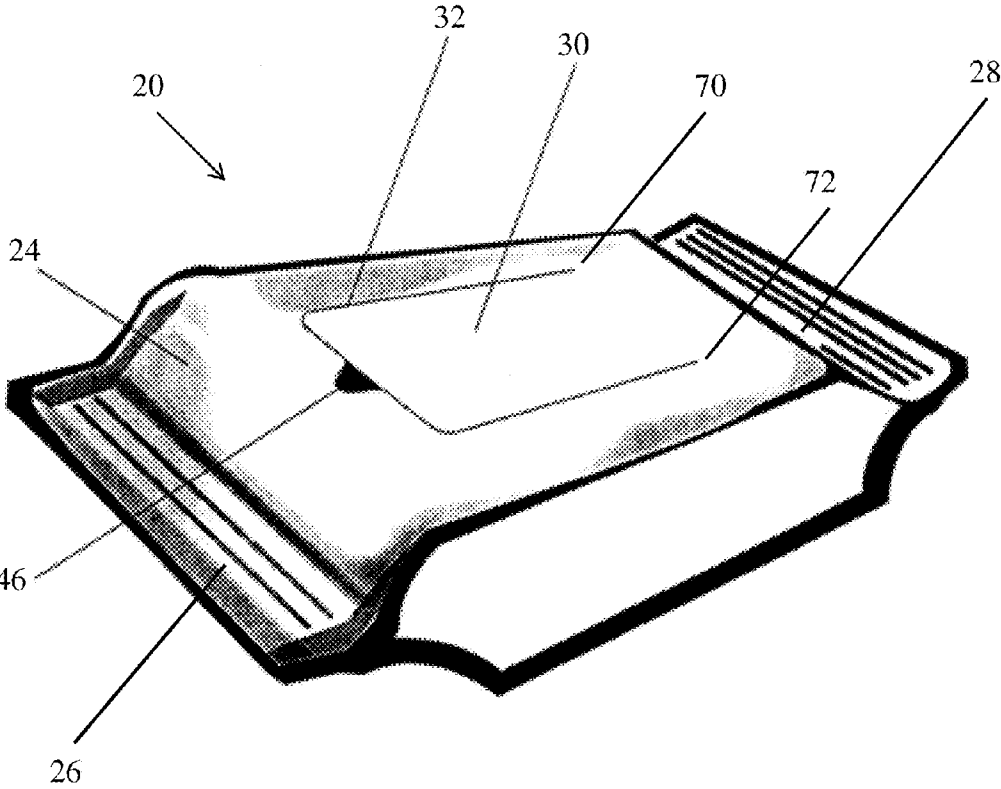


FIGURE 3

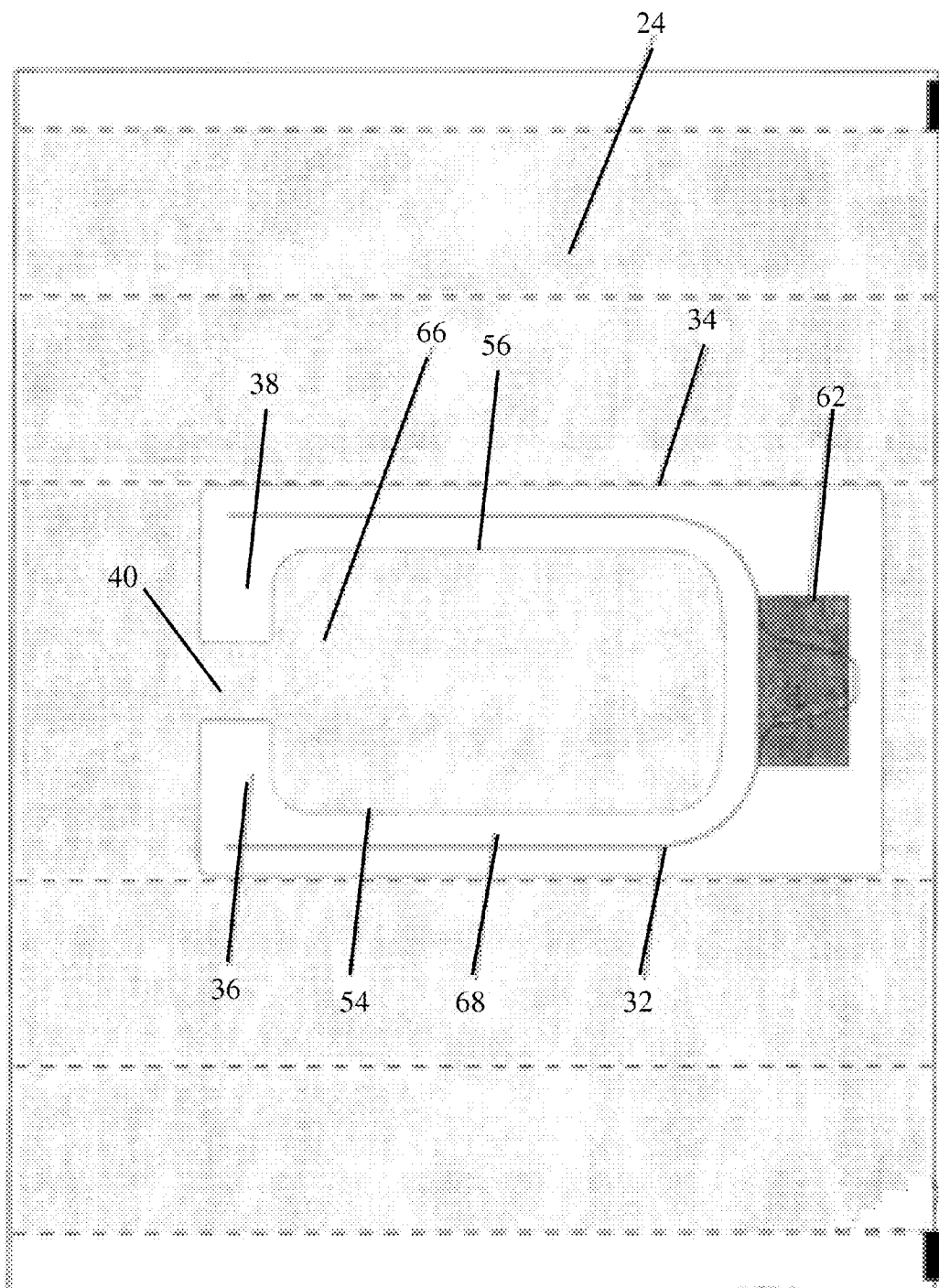


FIGURE 4

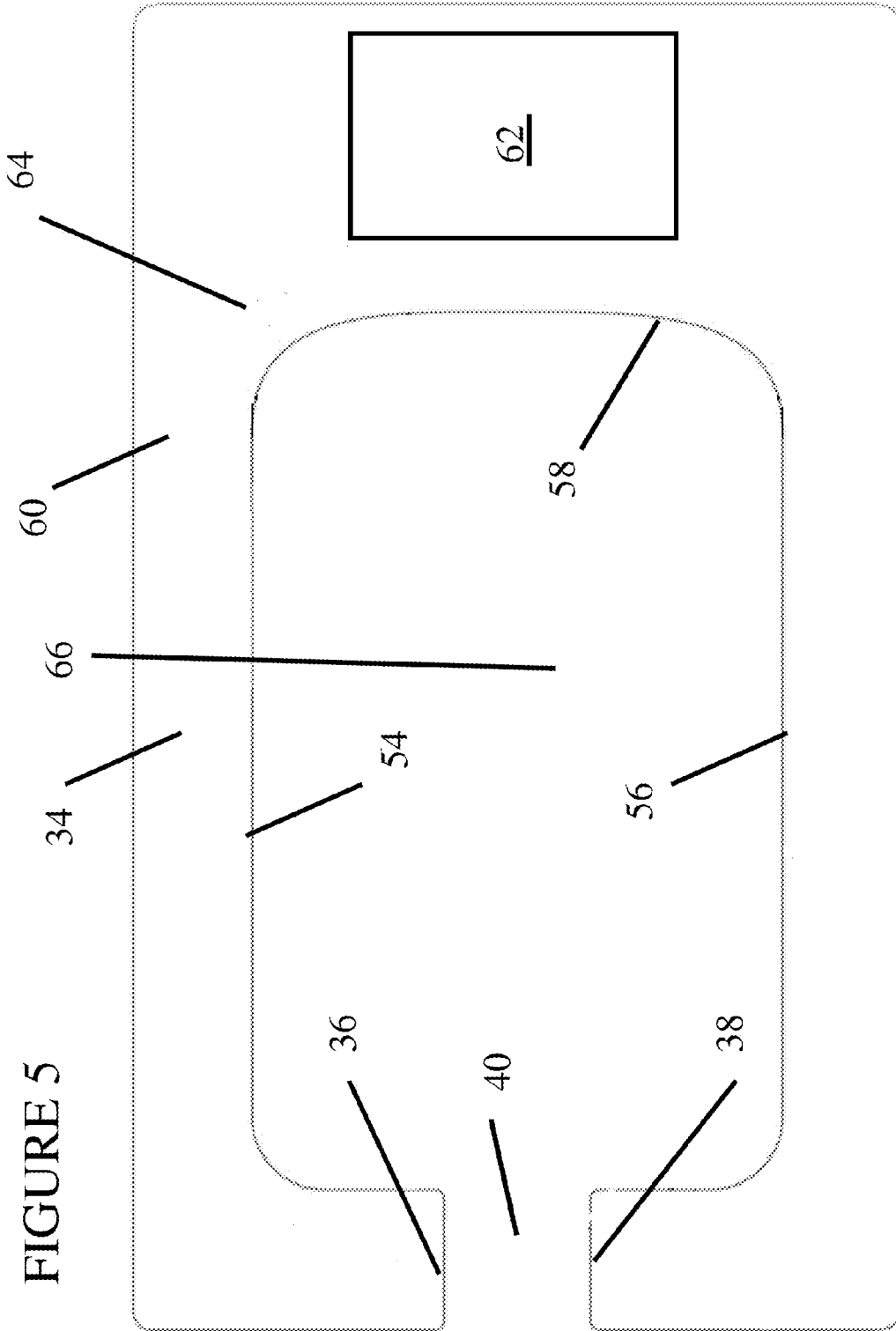




FIGURE 5





**RESEALABLE PACKAGING CONTAINER  
WITH INTERIOR MOUNTED PRESSURE  
SENSITIVE COATED COLLAR**

BACKGROUND OF THE INVENTION

**[0001]** 1. Field of the Invention

**[0002]** The subject invention relates to a resealable packaging container for housing a plurality of goods, more specifically, a resealable packaging container having a perforated panel that is movable between open and closed positions to provide access to the goods.

**[0003]** 2. Description of the Prior Art

**[0004]** Products such as food and personal care items are provided in resealable packaging containers that provide for access. The resealable packaging containers protect the product within from damage during shipping and handling, seal the product to prevent the product from deteriorating due to environmental conditions for predetermined periods of time, and act as a storage vessel. Once opened, while most containers can be reclosed, the effectiveness of the closing arrangement varies widely. Resealable packages provide a user with the ability to open a container to gain access to the contents disposed within and reseal the container in a closed position to protect the remaining contents within the container between uses.

**[0005]** One such example is disclosed in U.S. Pat. No. 6,918,532 to Seirra-Gomez. The Seirra-Gomez patent discloses a resealable package having a polygonal-shaped frame surrounded by a wrapper with a flap cut therein to define an access opening in the top of the wrapper. A sealing layer, or label with adhesive disposed over its inner surface, is placed over the top of the wrapper and the flap. The adhesive label is sized slightly larger than the flap to effectuate sealing to the wrapper top in addition to the flap. The adhesive label is permanently adhered to the flap and resealably adhered to the portion of the wrapper top surrounding the flap. The adhesive label and the flap secured thereto are movable together between an open position and a closed position. In the open position, the adhesive label and flap secured thereto are pulled away from the top of the wrapper to expose the access opening. In the closed position, the adhesive label is resealable against the top layer of the wrapper in the area surrounding the flap. The adhesive label includes a starter tab to assist in moving the adhesive label and the attached flap between the open and closed positions.

**[0006]** Another such example is disclosed in U.S. Pat. No. 4,610,357 to Nakamura. The Nakamura patent discloses a container with a wrapper having a U-shaped weakened line formed therein, with the ends of the weakened line being formed in an arc. The arc portions extend outwardly towards the sides of the wrapper. The weakened line forms a flap portion or a perforated panel that is movable between an open position to allow access to the contents within the container and a closed position that conceals the contents disposed therein. An adhesive sheet or label is secured to the inner surface of the wrapper. The adhesive label is generally rectangular and includes a removable adhesive portion that is defined by a closed loop, perforated portion formed in the label. The label completely covers and completely surrounds the flap portion of the wrapper. The perforations defining the removable adhesive portion of the label are positioned to lie within the perforations defining the flap portion of the wrapper. A starter tab, is located on flap portion, and is used to move the flap portion between the open and closed positions.

Upon initial use, the flap portion of the wrapper is pulled upwardly at the starter tab and is partially separated from the wrapper. At the same time, the removable adhesive portion of the label, which is adhered to the flap portion, is removed or separated from the adhesive label. When the wrapper is closed or reopened, the flap portion, which is partially separated from the wrapper, has the removable adhesive portion attached thereto since it was fully removed from the label. The removable adhesive portion remains attached to the flap portion during all subsequent openings and closings.

**[0007]** Another such example is disclosed in U.S. Pat. No. 6,309,105 to Palumbo. The Palumbo patent discloses a wrapper having a non-rectangular, V-shaped slit, scored therein. A V-shaped label is adhered to the outer surface of the wrapper to follow the direction of the slit and cover the wrapper on both sides of the slit. A starter tab is defined in the apex of the label to move the label and the wrapper secured thereto between the open and closed positions. The portion of the label secured to the wrapper inwardly of the V-shaped slit is secured to the wrapper to move with the wrapper between the open and closed positions. The portion of the label positioned outwardly of the V-shaped slit is resealably adhered to the wrapper to allow the label to disengage from the wrapper outwardly of the V-shaped slit in the open position and reseal to the wrapper in the closed position.

SUMMARY OF THE INVENTION

**[0008]** The present invention relates to a resealable packaging container for housing goods therein. The resealable packaging container includes a wrapper of flexible material having an inner surface and an outer surface for enclosing the goods within the wrapper. A perforated panel is scored or die cut into the wrapper and movable between an open position and a closed position. The perforated panel defines a wrapper opening in the wrapper for accessing the goods when in the open position. The container may assume any three-dimensional shape and may include a separate internal structure such as a tray to provide rigidity for support when necessary. The container can hold anything, such as for example, wipes, food items, small parts, etc.

**[0009]** A pressure sensitive coated collar adhesively engages the inner surface of the wrapper in the area of the perforated panel to at least partially surround the wrapper opening. The collar has an open central portion that is positioned directly underneath the panel when the panel is in the closed position. The pressure sensitive coated collar has an exposed region and an adhered region. The adhered region is adhered to the inner surface of the wrapper adjacent the wrapper opening. The exposed region extends into the wrapper opening with the exposed region facing the panel such that the perforated panel adheres to the exposed region to adhesively close the panel against the exposed region when the panel is in the closed position.

**[0010]** The open central portion of the pressure sensitive coated collar is positioned inwardly of the wrapper opening and allows access to the goods. The open central portion is defined in the pressure sensitive coated collar prior to the initial opening of the resealable packaging container. In this way, the panel is free of any portion of the collar when in the open position and has the same flexibility as the wrapper.

**[0011]** In operation, the perforated panel of the wrapper separates from the pressure sensitive coated collar, which has been uniquely applied to the inner surface of the wrapper. The perforated panel of wrapper material can readily be re-ad-

hered to the exposed region of the pressure sensitive coated collar. This creates the resealing function of the resealable packaging container.

#### ADVANTAGES OF THE INVENTION

**[0012]** The resealable packaging container for food, personal care goods, parts, etc. of the present invention provides protection for the goods until the container is opened, and provides easy access and visibility to the goods after opening. The present invention achieves advantages, by providing a resealable packaging container and method for making same, in which the resealable packaging container has an opening and reseal feature that utilizes a separate pressure sensitive coated collar uniquely cut and disposed on the inner surface of the wrapper. The wrapper has a pre-cut perforated panel which defines an opening in the wrapper when pulled back. The perforated panel is positioned opposite the pressure sensitive coated collar. The perforated panel is adapted to be re-sealed against the exposed region of the pressure sensitive coated collar, providing a resealable action.

**[0013]** Another advantage provided by the present invention is that it provides for a container that is easier to open. Upon the initial opening, only the perforated panel portion of the wrapper needs to be separated from the remainder of the wrapper that defines the resealable packaging container, that is; tearing along only one perforated portion is required. As such, the present invention requires less force to open the resealable packaging container, making it easier to open.

**[0014]** An additional advantage provided by the present invention is that the perforated panel of the resealable container of the present invention has greater flexibility and maneuverability. In the prior art, the adhesive label that is secured to the perforated panel increases both the weight and the thickness of the perforated panel at the product opening, making it less flexible and more difficult to maneuver. In the resealable packaging container of the present invention, the perforated panel does not have anything attached to it, which results in the weight and thickness of the perforated panel being less when the resealable container is opened. The perforated panel is more flexible than in the prior art container and has the same flexibility as the wrapper.

**[0015]** Another advantage of the present invention is that the pressure sensitive coated collar is disposed on the inner surface of the wrapper and reinforces the wrapper to make it stiffer at the opening and provides for a stiffer surface for resealing the perforated panel. This reduces wrinkles, air gaps and channels between the perforated panel and the pressure sensitive coated collar in the closed position.

**[0016]** Another advantage of the present invention is that the use of a pressure sensitive coated collar on the inner surface of the wrapper provides for a more aesthetically appealing container.

**[0017]** Another advantage of the present invention is that placing the pressure sensitive coated collar on the inner surface of the wrapper allows for less accuracy in the initial alignment of the pressure sensitive coated collar. In the prior art containers, the adhesive label must be accurately adhered to the top surface of the wrapper for proper functioning and aesthetics.

**[0018]** Another advantage of the present invention is that with the pressure sensitive coated collar on the inner surface of the wrapper, there is less likelihood of contamination. Placing the pressure sensitive coated collar on the inner surface of the wrapper forms a functional barrier between the

goods and the adhesive on the pressure sensitive coated collar. This obviates the need for a food grade adhesive if food products are to be provided in the container. Also, if the perforated panel is misaligned, the adhesive will not contact the food or other goods in the container.

#### BRIEF DESCRIPTION OF THE DRAWINGS

**[0019]** Other advantages of the present invention will be readily appreciated, as the same is better understood by reference to the following detailed description when considered in connection with the accompanying drawings wherein:

**[0020]** FIG. 1 is a perspective view of the wrapper having a pressure sensitive coated collar applied to the wrapper according to an embodiment of the subject invention;

**[0021]** FIG. 2 is a perspective view of the perforated panel of the wrapper and the exposed region of the pressure sensitive coated collar, which has been applied to the inner surface of the wrapper, as the packaging system is opened according to an embodiment of the subject invention;

**[0022]** FIG. 3 is a perspective view of the finished packaging system with the perforated panel creating the product opening and reclosable feature according to an embodiment of the subject invention;

**[0023]** FIG. 4 is a plane view of the roll stock from the inner surface of the roll stock with the pressure sensitive coated collar applied after the roll stock has been cut to size but immediately prior to being formed into a wrapper according to an embodiment of the subject invention;

**[0024]** FIG. 5 is a top view of a pressure sensitive coated collar according to the subject invention;

**[0025]** FIG. 6 is perspective view of a resealable packaging container in the open position according to an alternative embodiment of the subject invention; and

**[0026]** FIG. 7 is a top view of the resealable packaging container in the closed position according to an alternative embodiment of the subject invention.

#### DETAILED DESCRIPTION OF THE ENABLING EMBODIMENTS

**[0027]** Referring to the Figures, wherein like numerals indicate corresponding parts throughout the several views, a resealable packaging container **20** for housing goods is generally shown. The goods may be any product that is normally contained in a wrapper **24**. For exemplary purposes, the goods, may include, but are not limited to food products, such as baked goods and snack products, or personal care goods such as wet wipe products or general goods such as parts. The package may hold a single good or a plurality of goods as desired.

**[0028]** The resealable packaging container **20** includes any wrapper **24** of flexible material known in the art. The wrapper **24** encloses or surrounds the plurality goods or a tray, etc. that may be used. The shape of the wrapper **24** can be complementary to the shape of the goods or a tray, etc. that holds the goods such as, for example, circular, rectangular, square, etc. The wrapper **24** may be a single layer of flexible film, or it may include a plurality of flexible film layers that are laminated together.

**[0029]** The wrapper **24** includes an inner surface **42** and an outer surface **44**. The inner surface **42** of the wrapper **24** faces the goods within the resealable packaging container **20**. The outer surface **44** of the wrapper **24** is what the customer sees. The wrapper **24** may include graphics disposed on the outer

surface 44 of the wrapper 24. The graphics may be applied to the wrapper 24 via surface printing or reverse printing. Graphics that may be incorporated onto the wrapper 24 include, but are not limited to, product identification and product nutritional information.

[0030] An internal tray structure 22 may be enclosed within the wrapper 24 to hold the goods. In this embodiment, the wrapper 24 encloses or surrounds the internal tray structure 22 that holds the goods. The shape of the wrapper 24 may be complementary to the tray structure 22. In the exemplary embodiment, the tray structure 22 and the wrapper 24 that surrounds the tray structure 22 are generally rectangular, but the tray structure 22 and complementary shape of the wrapper 24 may be any shape known in the art, including, but not limited to circular, oval, rectangular, square etc.

[0031] In the exemplary embodiment, the wrapper 24 is sealed at opposing ends 26, 28 to enclose the goods or internal tray structure 22 within the wrapper 24. The wrapper 24 may further include an additional seal that extends transversely between the opposing ends 26, 28 along the resealable packaging container 20. Typically, this transverse seal is disposed along the bottom of the resealable packaging container 20. The seals may be formed by any sealing method known in the art, including, but not limited to heat sealing.

[0032] A perforated panel 30 is cut into the wrapper 24. The cutting of the perforated panel 30 into the wrapper 24 may be accomplished by perforations, die-cuts or a score line. The cuts forming the perforated panel 30 are cut into the wrapper 24 from either the outer 44 or inner surface 42 of the wrapper 24. In the disclosed embodiment, the perforated panel 30 is generally U-shaped and extends between first and second perforated ends 70, 72, but may be any shape known in the art, including circular, oval, rectangular, square, etc. The perforated panel 30 moves between open and closed positions. In the open position, the perforated panel 30 provides entry, via a wrapper opening 32, to the goods disposed in the resealable packaging container 20. In the disclosed embodiment, the wrapper opening 32 is generally rectangular but could be any desired shape, such as circular, oval, square, etc.

[0033] After the resealable packaging container 20 is initially opened, the perforated panel 30 is moved to the closed position to reseal the perforated panel 30 to a pressure sensitive coated collar 34 to be discussed in greater detail below. The subject invention allows for the repeated opening and closing of the perforated panel 30. That is, the user may open and close the resealable packaging container 20 any number of times necessary to access the goods disposed within the resealable packaging container 20.

[0034] The perforated panel 30 may include a lift tab 46 that is disposed at one end of the perforated panel 30. In the exemplary embodiment, the lift tab 46 is incorporated into the perforated panel 30, and as such, the lift tab 46 is also cut into the wrapper 24 using perforations, die cuts or a score line. The lift tab 46 provides a user with an area to grasp the perforated panel 30 and to move the perforated panel 30 between the open and closed positions. The lift tab 46 is free of adhesive such that the user can easily grasp the lift tab 46.

[0035] The resealable packaging container 20 may further include an indicator 48 that is disposed adjacent to or on the lift tab 46. The indicator 48 identifies the lift tab 46 that provides the user with the ability to move the perforated panel 30 between the open and closed positions. The indicator 48 can be in the form of graphics on the wrapper 24. Such graphics can include text identifying the lift tab 46 or a direc-

tional indicator 48, such as an arrow that points in the direction of the lift tab 46. Any indicator 48 known in the art may be used.

[0036] The perforated panel 30 may further include at least one stopping portion 50 that is disposed at the end of the perforated panel 30 opposite the lift tab 46. Since, the at least one stopping portion 50 is a portion of the perforated panel 30, the at least one stopping portion 50 is also cut into the wrapper 24 using perforations, die cuts or a score line. The at least one stopping portion 50 limits the movement of the perforated panel 30 when the perforated panel 30 is moved to the open position. In one exemplary embodiment the perforated panel 30 includes a pair of stopping portions 50, with each of the stopping portions 50 being j-shaped cuts extending inwardly from each of the first and second perforated ends 70, 72 towards one another. While the perforated panel 30 may include at least one stopping portion 50, in the present invention, the placement of the pressure sensitive coated collar 34 and adhesive disposed thereon underneath the roll stock, obviates the need for a stopping portion 50 in the wrapper 24 to prevent inadvertent tearing.

[0037] The resealable packaging container 20 may further include a tamper evident element to indicate to a user that the resealable packaging container 20 has been opened. The tamper evident element may be incorporated into the wrapper 24. For example, the tamper evident element may be in the form of graphics disposed on the wrapper 24. In addition, the tamper evident element may be a separate structure applied to the wrapper 24. The tamper evident element may be any tamper evident element known in the art. Placing the pressure sensitive coated collar 34 on the inner surface 42 of the wrapper 24 allows the tamper evident feature to be incorporated into the wrapper.

[0038] The resealable packaging container 20 further includes a pressure sensitive coated collar 34 having a collar surface 60 that adhesively engages the inner surface 42 of the wrapper 24 underneath the perforated panel 30 to partially surround the wrapper opening 32. Since the pressure sensitive coated collar 34 is attached to the inner surface 42 of the wrapper 24, the wrapper 24 is reinforced, making it stiffer and providing for a stiffer surface for resealing the perforated panel 30 in the closed position. This reduces wrinkles, air gaps and channels between the perforated panel 30 and the coated collar 34 in the closed position.

[0039] The pressure sensitive coated collar 34 has both a width and length that are smaller than the width and length of the wrapper 24. That is, the pressure sensitive coated collar 34 and the wrapper 24 are not contiguous with one another. As a result, the pressure sensitive coated collar 34 minimizes the amount of material that needs to be secured to the wrapper 24 to allow the perforated panel 30 to be repeatedly opened and closed.

[0040] The pressure sensitive coated collar 34 may be generally oval shaped, circular, rectangular, square, U-shaped or horseshoe shaped, etc. The pressure sensitive coated collar 34 may be formed from any suitable material known in the art, including, but not limited to, a flexible film or paper materials. The pressure sensitive coated collar 34 may be a single layer structure, or it may include a plurality of layers that are laminated together to form the pressure sensitive coated collar 34.

[0041] The pressure sensitive coated collar 34 includes an open central portion 66 that is disposed inwardly of the wrapper opening 32 and an exposed region 68 that is disposed

between the wrapper opening 32 and the open central portion 66. The open central portion 66 may be generally oval shaped, circular, rectangular, square, or U-shaped, etc. The perforated panel 30 reseals to the exposed region 68 of the pressure sensitive coated collar 34 in the closed position.

[0042] In the exemplary embodiment, the pressure sensitive coated collar 34 includes a pair of inner edges 54, 56 that are spaced and extend parallel to each other. A perpendicular edge 58 extends transversely between the inner edges 54, 56. The open central portion 66 is defined between the inner edges 54, 56 and perpendicular edge 58. In the exemplary embodiment, the pressure sensitive coated collar 34 may further include a pair of collar ends 36, 38, with each of collar ends 36, 38 extending inwardly from one of inner edges 54, 56 towards the other of the collar ends 36, 38. The collar ends 36, 38 may be spaced to define a gap 40 therebetween. The gap is optional and not necessary for the present invention to operate. The open central portion 66 is further defined by the inner edges 54, 56, the perpendicular edge 58 which is disposed opposite the gap 40.

[0043] The pressure sensitive coated collar 34 is cut into a piece of stock material. This cutting of the uniquely shaped pressure sensitive coated collar 34 into the stock material may be accomplished by perforations, scoring, die-cutting or any other method of cutting the stock material known in the art. In the exemplary embodiment, the open central portion 66 is die cut into a generally rectangular piece of stock material. Again, the open central portion 66 may be generally oval shaped, circular, rectangular, square, or U-shaped, etc. In the exemplary embodiment, the die cut is disposed into the pressure sensitive coated collar 34, and forms the inner edges 54, 56, the perpendicular edge 58, and the collar ends 36, 38 of the pressure sensitive coated collar 34, that defines the open central portion 66.

[0044] The open central portion 66 is removed from the remainder of the pressure sensitive coated collar 34. The optional gap 40 between the pair of inwardly extending collar ends 36, 38 may assist in the removal of a portion of the stock material in a matrix to form the open central portion 66 and the gap 40. As a result of the open central portion 66 being removed, the pressure sensitive coated collar 34 only adhesively engages the inner surface 42 of the wrapper 24 at the perforated panel 30 to at least partially surround the wrapper opening 32. It is possible, based on the shape of the pressure sensitive coated collar 34 and the open central portion 66 that the pressure sensitive coated collar 34 will surround the wrapper opening 32.

[0045] In the exemplary embodiment, an adhesive is applied to a collar surface 60 of the pressure sensitive coated collar 34 that adhesively engages the inner surface 42 of the wrapper 24. The adhesive may be a pressure sensitive adhesive, such as Fasson®, but any pressure sensitive adhesive known in the art may be used. Because the exposed region 68 of the pressure sensitive coated collar 34 extends into the wrapper opening 32, when the panel is moved back to a closed position, the adhesive on the exposed region 68 of the pressure sensitive coated collar 34 contacts the inner surface 42 of the perforated panel 30 to effectuate sealing of the resealable packaging container 20 when the perforated panel 30 is moved to the closed position.

[0046] The collar surface 60 may include a non-adhesive region 62 and an adhesive region 64. The non-adhesive region 62 is disposed adjacent the lift tab 46 to allow a user to grab the lift tab 46 to move the roll stock 24 between the open and

closed positions. The non-adhesive region 62 may be completely free of adhesive or may include a deadening agent that reacts with the adhesive to eliminate its adhesive properties.

[0047] The placement of the pressure sensitive coated collar 34 on the inner surface 42 of the wrapper 24 prevents the downward curl effect found in the prior art. With containers that have the label applied to the top, the adhesive disposed on the label pulls away from the opening, curls down and when re-sealed there is a potential for air gaps in the seal. In the present invention, if the edges of the perforated panel 30 curl, they curl towards the adhesive on the pressure sensitive coated collar 34.

[0048] In addition, with the pressure sensitive coated collar 34 disposed on the inner surface 42 of the wrapper 24, there is less likelihood of product contamination. Placing the pressure sensitive coated collar 34 underneath the wrapper 34 forms a functional barrier between the goods and the adhesive disposed on the pressure sensitive coated collar 34. This obviates the need for a food grade adhesive when food products are involved. Also, if the perforated panel 30 is misaligned, the adhesive will not contact the goods within the resealable packaging container 20.

[0049] Another advantage of the present invention is that the perforated panel 30 is less stiff than known panels on reseal containers. In the present invention, the perforated panel 30 does not have a label attached to it. There is nothing attached to the perforated panel 30 of the present invention because collar 34 has the open central portion 66. The less stiff perforated panel 30 easily remains open after it has been pulled back. The prior art resealable packaging containers have more memory and are likely to spring back to the closed position due to their flap having a portion of the adhesive label attached to it after opening. As a result, the perforated panel 30 of the resealable container of the present invention has greater flexibility and maneuverability. In the prior art, the flap having a portion of the adhesive attached to it weights more and is thicker, making it less flexible and more difficult to maneuver. In the present invention, the removal of the adhesive portion to define the central portion 66 prior to the initial opening of the resealable packaging container 20 results in the weight and thickness of the perforated panel 30 being less at the wrapper opening 32.

[0050] The present invention further provides a method of forming a resealable packaging container 20 for housing goods. To begin, the pressure sensitive coated collar 34 which is manufactured from a film, paper or any other stock material known in the art, is coated with an adhesive and mated to a release liner. The film that makes up the pressure sensitive coated collar 34 may be selected from oriented polypropylene (OPP) polyester, similar polymers or any other material known in the art. After coating the collar surface 60 of the pressure sensitive coated collar 34 with the adhesive and drying, the pressure sensitive coated collar 34 is mounted on a release liner and wound on a roll or spool to form a master roll. The master roll may then be slit to a predetermined width.

[0051] The slit master roll of film that makes up the pressure sensitive coated collar 34 and release liner are then unwound and separated from each other. The pressure sensitive coated collars 34 are then coated with a deadening agent, such as a release coating or deadening ink, in register in a predetermined area and size to form the non-adhesive region 62 on the collar surface 60 of the pressure sensitive coated collar 34. The deadening agent may be applied to the collar

surface **60** by a printing press or any other device known in the art for applying deadening agents. The deadening agent masks the effects of the adhesive so that the area to which it is applied will not adhere to the roll stock **24** or wrapper **24**, enabling the lift tab **46** to be easily grasped by a user.

**[0052]** The film and release liner at this point are then mated back together and introduced and fed through a die cutting station. The film is cut to the desired shape of the pressure sensitive coated collar **34**. In the exemplary embodiment, the shape may be generally in that of a horseshoe. Alternatively, the shape may be circular, oval, rectangular, or any other shape known in the art. This cutting extends through the pressure sensitive coated collar **34**. At this point, in the preferred embodiment, the non usable portion of the die cut pressure sensitive coated collar **34** is removed as a matrix. This matrix includes the center portion that defines the open central portion **66** between the inner edges **54**, **56** and the perpendicular edge **58** of the pressure sensitive coated collar **34**. The matrix which is separated from the release liner, leaving the pressure sensitive coated collar **34**, can be recycled.

**[0053]** The pressure sensitive coated collar **34** and the release liner are then wound on a spool to a desired diameter. The finished wound spool of the pressure sensitive coated collars **34** and release liner is now ready for application to the roll stock **25**.

**[0054]** The roll stock **25** includes an inner surface **42** and an outer surface **44**. The roll stock **25** may be a single layer of flexible film, or it may include a plurality of flexible film layers that are laminated together. In an exemplary embodiment, the roll stock **25** may comprise at least an inside impervious layer and an outside layer laminated together. After lamination, the layers are cut to the same width and length if they are not the same width or length before or during the lamination process. Additional layers may be included in the lamination between the inside impervious layer and the outside layer, if desired.

**[0055]** The roll stock **25** is a flexible film made from at least one of polyolefins, polystyrenes, polyimides, and more specifically polyester or polyethylene terephthalate (PET). The roll stock **25** may be printed on either side by reverse printing or by surface printing. Thus, product identification or any other information, including any trademarks, may be applied to the roll stock **25** so that the source of the goods within the resealable packaging container **20** and any other information can be readily viewed by the consumer or purchaser. The roll stock **25** may further provide protection that prevents entry of sunlight, and/or air when the goods that are used is a food item.

**[0056]** In the exemplary embodiment, the die-cut pressure sensitive coated collar **34** is applied to the roll stock **25**. As noted above, the pressure sensitive coated collar **34** includes a pressure sensitive adhesive applied to the collar surface **60**. The pressure sensitive coated collar **34** is applied to the inner surface **42** of the roll stock **25**, which will face the product being packaged. The pressure sensitive coated collar **34** is applied to the roll stock **25** from a separate spool. The collar surface **60** of the pressure sensitive coated collar **34** having the adhesive is contacted to inner surface **42** of the roll stock **25** as the pressure sensitive coated collar **34** is unspooled from the spool and separated and cleanly removed from the release liner. Placing the pressure sensitive coated collar **34** on the inner surface **42** of the roll stock **25** allows for less accuracy in initial alignment of the pressure sensitive coated collar **34**

and further prevents the adhesive from being exposed to the goods within the resealable packaging container **20**.

**[0057]** In the preferred embodiment, cuts, such as perforations, die cuts or score lines, are then made into the roll stock **25** from the outer surface **44** of the roll stock **24** opposite the pressure sensitive coated collar **34** in the shape of a desired perforated portion. In the exemplary embodiment, the roll stock **25** is die cut to form the U-shaped perforated panel **30**. The die-cuts are formed in the roll stock **25** so that they overlap the pressure sensitive coated collar **34** applied to the inner surface **42** of the roll stock **25**. The die-cuts penetrate the roll stock **25**, and may partially penetrate the pressure sensitive coated collar **34**, but do not completely cut through the thickness of pressure sensitive coated collar **34**. The roll stock **25**, having been cut, is now ready to be formed into the wrapper **24** of packaging system **20**. However, the die-cut roll stock **25** material may be rolled into a coil until it is ready for forming into the wrapper **24** of a resealable packaging container **20**.

**[0058]** When product is available and ready for packaging into a resealable packaging container **20**, the roll stock **25** having the pressure sensitive coated collar **34** can be uncoiled and cut to size. The roll stock **25** is folded around the product and the edges are brought into contact. The edges are then sealed using any known sealing method which may include heat sealing using pressure and/or heat. While the roll stock **25** having a pressure sensitive coated collar **34** has been provided in a form to facilitate a horizontal forming technique, the roll stock **25** having a pressure sensitive coated collar **34** can be provided in a form to facilitate packaging using the well know vertical forming technique or by pouching.

**[0059]** The foregoing invention has been described in accordance with the relevant legal standards, thus the description is exemplary rather than limiting in nature. Variations and modifications to the disclosed embodiment may become apparent to those skilled in the art and do come within the scope of the invention. Accordingly, the scope of legal protection afforded this invention can only be determined by studying the following claims.

---

ELEMENT LIST

---

Element Symbol	Element Name
20	resealable packaging container
22	tray structure
24	wrapper
26	first end
28	second end
30	perforated panel
32	wrapper opening
34	pressure sensitive coated collar
36	first collar end
38	second collar end
40	gap
42	inner surface
44	outer surface
46	lift tab
48	indicator
50	stopping portion
54	first inner edge
56	second inner edge
58	perpendicular edge
60	collar surface
62	non-adhesive region
64	adhesive region

-continued

ELEMENT LIST	
Element Symbol	Element Name
66	Central portion
68	exposed region
70	first perforated end
72	second perforated end

What is claimed is:

1. A resealable packaging container for housing one or more goods, comprising:

a wrapper having an inner surface and an outer surface for enclosing the one or more goods within said wrapper;

a perforated panel cut into said wrapper and movable between an open position to access the one or more goods and a closed position and defining a wrapper opening in said wrapper for accessing the one or more goods when in said open position;

a pressure sensitive coated collar adhesively engaging said inner surface of said wrapper at said perforated panel to at least partially surround said wrapper opening;

said collar having an open central portion positioned directly underneath said panel when said panel is in said closed position;

said pressure sensitive coated collar having an exposed region and an adhered region, said adhered region is adhered to said inner surface of said wrapper adjacent said wrapper opening, said exposed region extending into said wrapper opening with said exposed region facing said panel such that said perforated panel adheres to said exposed region to adhesively close said panel against said exposed region when said panel is in said closed position;

said open central portion is disposed inwardly of said wrapper opening with said open central portion defined in said pressure sensitive coated collar prior to initial opening of said resealable packaging container;

whereby said panel is free of any portion of said collar when in said open position and has the same flexibility as said wrapper.

2. The resealable packaging container as set forth in claim 1, further including an internal tray structure enclosed within said wrapper for holding the one or more goods.

3. The resealable packaging container as set forth in claim 1, further including a lift tab disposed at one end of said perforated panel for moving said perforated panel between said open and closed positions.

4. The resealable packaging container as set forth in claim 3, wherein said pressure sensitive coated collar includes a collar surface facing said inner surface of said wrapper and having a non-adhesive region adjacent said lift tab for allowing a user to grab said lift tab to move said perforated panel between said open and closed positions.

5. The resealable packaging container as set forth in claim 1, further including at least one stopping portion disposed at one end of said perforated panel for limiting the movement of said perforated panel.

6. The resealable packaging container as set forth in claim 1, further including a tamper evident element for indicating that said resealable packaging container has been opened.

7. The resealable packaging container as set forth in claim 1, further including graphics being visible on said outer surface of said wrapper.

8. A method of forming a resealable packaging container for housing one or more goods, comprising the steps of: cutting a pressure sensitive coated collar mounted on a release liner to a desired shape;

removing a portion from said pressure sensitive coated collar to define an open central portion within the pressure sensitive coated collar;

separating the pressure sensitive coated collar from the release liner;

adhesively engaging the pressure sensitive coated collar to an inner surface of a wrapper;

cutting the wrapper into an outer surface of the wrapper in a shape of a desired perforated portion movable between an open and closed position; and

sealing the wrapper around the one or more goods within the wrapper to form the resealable packaging container; said removed portion of said pressure sensitive coated collar that defines the open central portion is removed completely prior to adhesively engaging the pressure sensitive coated collar to the inner surface of the wrapper.

9. The method as set forth in claim 8, further including the steps of:

coating a collar surface of the pressure sensitive coated collar with an adhesive; and

mounting the pressure sensitive coated collar with the adhesive to the release liner prior to the cutting the pressure sensitive coated collar step.

10. The method as set forth in claim 9, further including the step of applying a deadening agent to a non-adhesive region of the collar surface of the pressure sensitive coated collar after the step of separating the pressure sensitive coated collar from the release liner.

\* \* \* \* \*