



US00D915547S

(12) **United States Design Patent**  
**Haner**

(10) **Patent No.:** **US D915,547 S**

(45) **Date of Patent:** **\*\* Apr. 6, 2021**

- (54) **FISHING ROD JIG**
- (71) Applicant: **Dana A. Haner**, Bradford, PA (US)
- (72) Inventor: **Dana A. Haner**, Bradford, PA (US)
- (\*\*) Term: **15 Years**
- (21) Appl. No.: **29/724,574**
- (22) Filed: **Feb. 18, 2020**
- (51) **LOC (13) Cl.** ..... **22-05**
- (52) **U.S. Cl.**  
USPC ..... **D22/144**
- (58) **Field of Classification Search**  
USPC ..... D22/144, 126-133; 43/42.35, 42.37,  
43/42.4, 42.25, 42.19, 42.34, 42.41, 42.2,  
43/42.13, 17.6, 42.31, 42.39, 44.8, 44.81  
CPC ..... A01K 85/00; A01K 85/08; A01K 91/065;  
A01K 97/10  
See application file for complete search history.

D425,171 S *	5/2000	Wicklund	.....	D22/144
6,415,543 B2	7/2002	Keller		
6,647,658 B1	11/2003	Park		
7,845,106 B2	12/2010	Norman		
8,136,289 B2	3/2012	Modglin		
D675,702 S *	2/2013	Watts	.....	D22/144

\* cited by examiner

*Primary Examiner* — Catherine R Oliver-Garcia  
(74) *Attorney, Agent, or Firm* — Cramer Patent & Design, PLLC; Aaron R. Cramer

(57) **CLAIM**

The ornamental design for a fishing rod jig, as shown and described.

**DESCRIPTION**

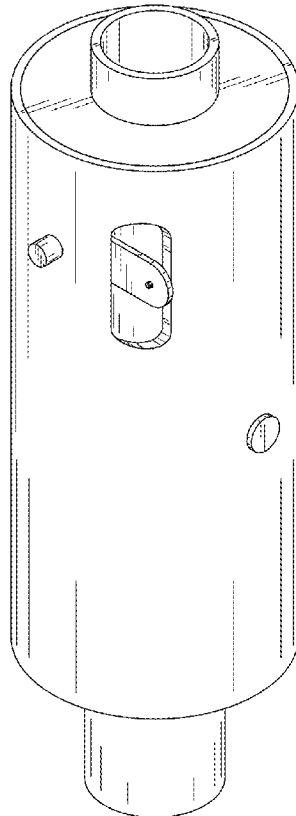
FIG. 1 is a perspective top front right view of a fishing rod jig, showing my new design;  
FIG. 2 is a perspective top rear left view thereof;  
FIG. 3 is a front elevation view thereof;  
FIG. 4 is a rear elevation view thereof;  
FIG. 5 is a right elevation view thereof;  
FIG. 6 is a left elevation view thereof;  
FIG. 7 is a top plan view thereof; and,  
FIG. 8 is a bottom plan view thereof.

(56) **References Cited**

U.S. PATENT DOCUMENTS

D252,336 S *	7/1979	Grippi, Jr.	.....	D22/144
4,660,317 A	4/1987	Evans		
D326,891 S *	6/1992	Hill	.....	D22/126
5,446,991 A *	9/1995	Brackus	.....	A01K 85/08 43/42.25
5,461,817 A	10/1995	Flood		
5,570,534 A	11/1996	Ford et al.		

**1 Claim, 7 Drawing Sheets**



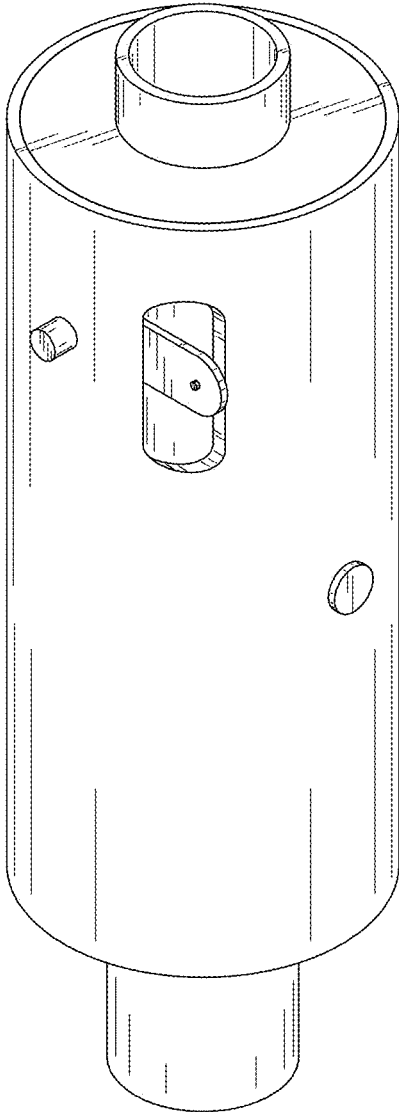


FIG. 1




FIG. 2

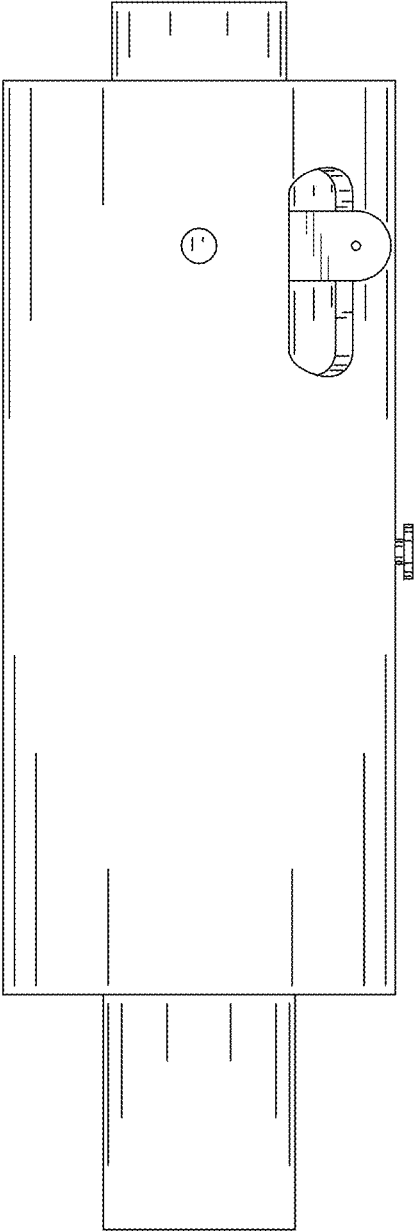


FIG. 3




FIG. 4

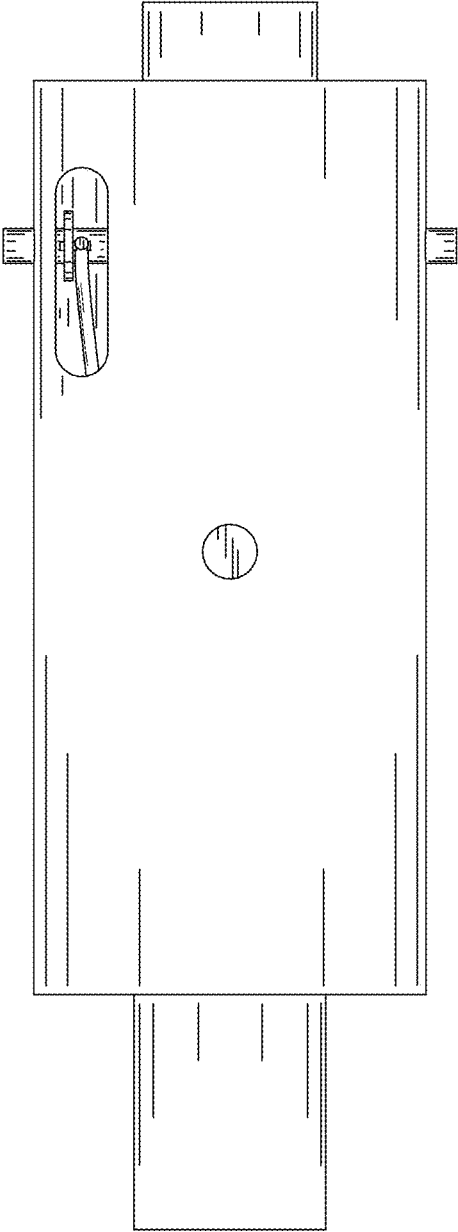


FIG. 5

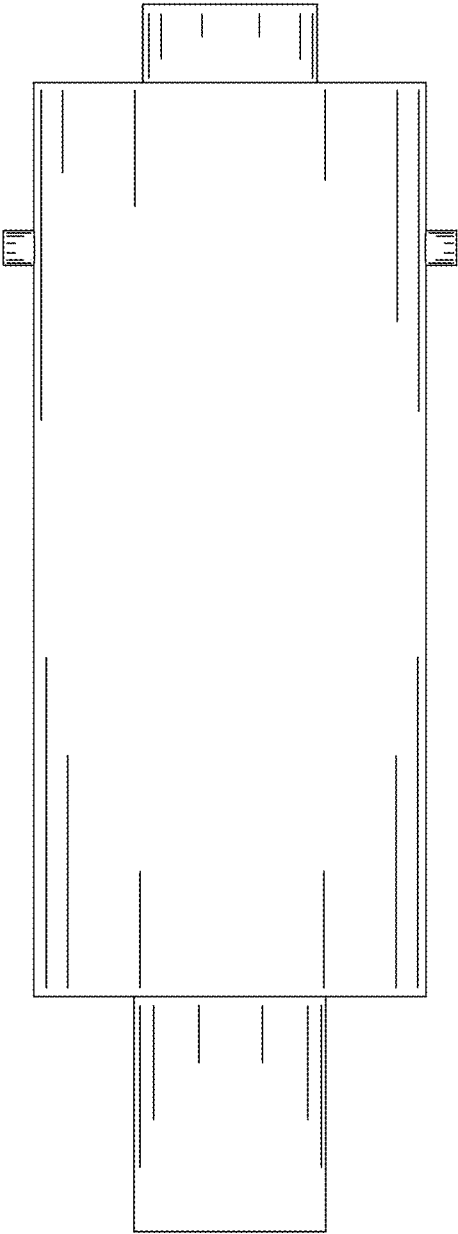


FIG. 6

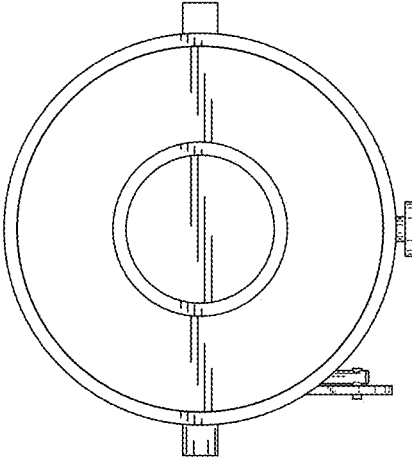


FIG. 7

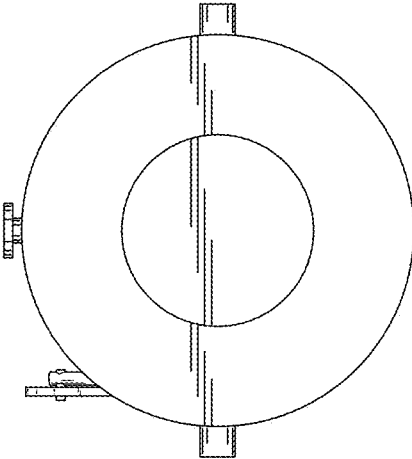


FIG. 8