



US00D784875S

(12) **United States Design Patent**
Buxton et al.

(10) **Patent No.:** **US D784,875 S**

(45) **Date of Patent:** **** Apr. 25, 2017**

(54) **VEHICLE BRAKE FRICTION PAD**

(71) Applicant: **Federal-Mogul Motorparts Corporation**, Southfield, MI (US)

(72) Inventors: **Carl Richard Buxton**, Cookeville, TN (US); **Rodney G. Silvey**, Cookeville, TN (US); **Weiming Liu**, Novi, MI (US)

(73) Assignee: **Federal-Mogul Motorparts Corporation**, Southfield, MI (US)

D588,970 S *	3/2009	Liu	D12/180
D588,971 S *	3/2009	Liu	D12/180
D588,972 S *	3/2009	Liu	D12/180
D588,973 S *	3/2009	Liu	D12/180
D588,974 S *	3/2009	Liu	D12/180
D589,419 S *	3/2009	Liu	D12/180
D590,310 S *	4/2009	Liu	D12/180
D596,092 S *	7/2009	Liu	D12/180
D596,093 S *	7/2009	Liu	D12/180
D596,544 S *	7/2009	Liu	D12/180
D597,900 S *	8/2009	Liu	D12/180

(Continued)

(**) Term: **15 Years**

OTHER PUBLICATIONS

(21) Appl. No.: **29/538,133**

QuietCast Copper Free Ceramic Brake Pads, image post date 2015, site visited Jan. 9, 2017, (online), <<https://www.boschautoparts.com/en/auto/brakes/quietcast-ceramic-brake-pads>>.*

(22) Filed: **Sep. 1, 2015**

(Continued)

(51) **LOC (10) Cl.** **12-16**

(52) **U.S. Cl.**

USPC **D12/180**

(58) **Field of Classification Search**

USPC D12/14, 106, 114, 118, 122, 161, 162, D12/179, 180, 207, 217, 400

CPC B60T 7/00; B60T 8/265; B60T 83/255; B60T 11/00; B60T 11/103; B60T 13/00; B60T 13/66; B60T 17/223; B60T 2201/00; B60T 2201/03; B60T 2260/00; B60T 2270/00; B60T 2270/82; B60T 2270/83; B60T 2270/84; B60T 1/06; B62L 1/02; B62L 3/02; B62K 23/06; B62D 13/025; B62D 21/18; B62D 53/045; B62D 63/04; B62D 65/02; B62D 65/18; F16D 55/00; F16D 55/226; F16D 65/00; F16D 65/092; F16D 65/095; F16D 65/097; F16D 65/18; F16D 65/38; F16D 65/847; B32B 3/06

See application file for complete search history.

Primary Examiner — Kevin Rudzinski

Assistant Examiner — Sean D Lough

(74) *Attorney, Agent, or Firm* — Reising Ethington P.C.

(57)

CLAIM

The ornamental design for a vehicle brake friction pad, as shown and described.

DESCRIPTION

FIG. 1 is a perspective view of the vehicle brake friction pad; FIG. 2 is a front view thereof; FIG. 3 is a top plan view thereof; FIG. 4 is a bottom plan view thereof; FIG. 5 is a left side elevation view thereof; and, FIG. 6 is a right side elevation view thereof.

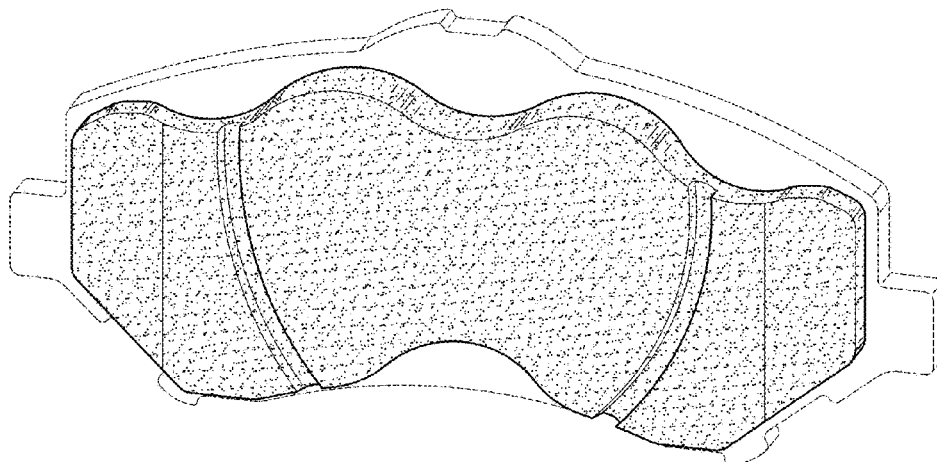
The broken lines shown in the drawings depict an illustrative brake pad backing plate that forms no part of the claimed design. And the markings depicted on the surfaces of the vehicle brake friction pad denote a friction material.

(56) **References Cited**

U.S. PATENT DOCUMENTS

D588,968 S *	3/2009	Liu	D12/180
D588,969 S *	3/2009	Liu	D12/180

1 Claim, 2 Drawing Sheets



(56)

References Cited

U.S. PATENT DOCUMENTS

D597,901 S * 8/2009 Liu D12/180
 D597,902 S * 8/2009 Liu D12/180
 D597,903 S * 8/2009 Liu D12/180
 D597,904 S * 8/2009 Liu D12/180
 D597,905 S * 8/2009 Liu D12/180
 D597,906 S * 8/2009 Liu D12/180
 D597,907 S * 8/2009 Liu D12/180
 D598,342 S * 8/2009 Liu D12/180
 D598,343 S * 8/2009 Liu D12/180
 D598,344 S * 8/2009 Liu D12/180
 D599,723 S * 9/2009 Liu D12/180
 D602,824 S * 10/2009 Liu D12/180
 D602,825 S * 10/2009 Liu D12/180
 D602,826 S * 10/2009 Liu D12/180
 D602,827 S * 10/2009 Liu D12/180
 D603,768 S * 11/2009 Liu D12/180
 D603,769 S * 11/2009 Liu D12/180
 D603,770 S * 11/2009 Liu D12/180
 D603,771 S * 11/2009 Liu D12/180
 D604,213 S * 11/2009 Liu D12/180
 D604,214 S * 11/2009 Liu D12/180
 D604,215 S * 11/2009 Liu D12/180
 D608,704 S * 1/2010 Liu D12/180
 D608,705 S * 1/2010 Liu D12/180
 D608,707 S * 1/2010 Liu D12/180
 D608,708 S * 1/2010 Liu D12/180
 D610,508 S * 2/2010 Liu D12/180
 D610,509 S * 2/2010 Liu D12/180
 D610,510 S * 2/2010 Liu D12/180
 D612,780 S * 3/2010 Liu D12/180
 D614,551 S * 4/2010 Liu D12/180
 D614,552 S * 4/2010 Liu D12/180
 D614,553 S * 4/2010 Liu D12/180
 D615,010 S * 5/2010 Liu D12/180
 D618,601 S * 6/2010 Liu D12/180
 D626,043 S * 10/2010 Liu D12/180
 D630,984 S * 1/2011 Arbesman D12/180
 D660,206 S * 5/2012 Liu D12/180
 D669,828 S * 10/2012 Liu D12/180

D680,480 S * 4/2013 Magaard D12/180
 D684,906 S * 6/2013 Magaard D12/180
 D691,075 S * 10/2013 Magaard D12/180
 D764,987 S * 8/2016 Radhakrishnan D12/180
 2003/0178266 A1* 9/2003 Hulten F16D 65/0006
 188/250 R
 2004/0154885 A1* 8/2004 Gotti F16D 65/092
 188/250 B
 2005/0023091 A1* 2/2005 Ol F16D 69/04
 188/250 R
 2005/0082124 A1* 4/2005 Kulis, Jr. F16D 65/0006
 188/73.36
 2007/0039789 A1* 2/2007 Sano F16D 65/092
 188/250 B
 2008/0011562 A1* 1/2008 Hilbrandt F16D 65/092
 188/250 B
 2008/0190712 A1* 8/2008 Hagberg F16D 65/092
 188/1.11 L
 2008/0251326 A1* 10/2008 Lundskog F16D 65/092
 188/1.11 W
 2008/0264738 A1* 10/2008 Reeves F16D 55/228
 188/72.5
 2009/0031550 A1* 2/2009 Liu F16D 65/092
 29/527.1
 2009/0032343 A1* 2/2009 Liu F16D 65/0006
 188/250 B
 2009/0159640 A1* 6/2009 Liu B23K 1/0016
 228/37
 2013/0134001 A1* 5/2013 Liu F16D 65/08
 188/325
 2016/0003317 A1* 1/2016 Buxton F16D 69/00
 188/250 B

OTHER PUBLICATIONS

Toyota LandCruiser, Prado, FJ Cruiser Rear Disc Pads, image post date Oct. 9, 2014, site visited Jan. 9, 2017, (online), <<https://www.tineye.com/search/11faac0cfe124d1070005e2d2ce352afe3be4c8b/?pluginver=>>>.*

* cited by examiner

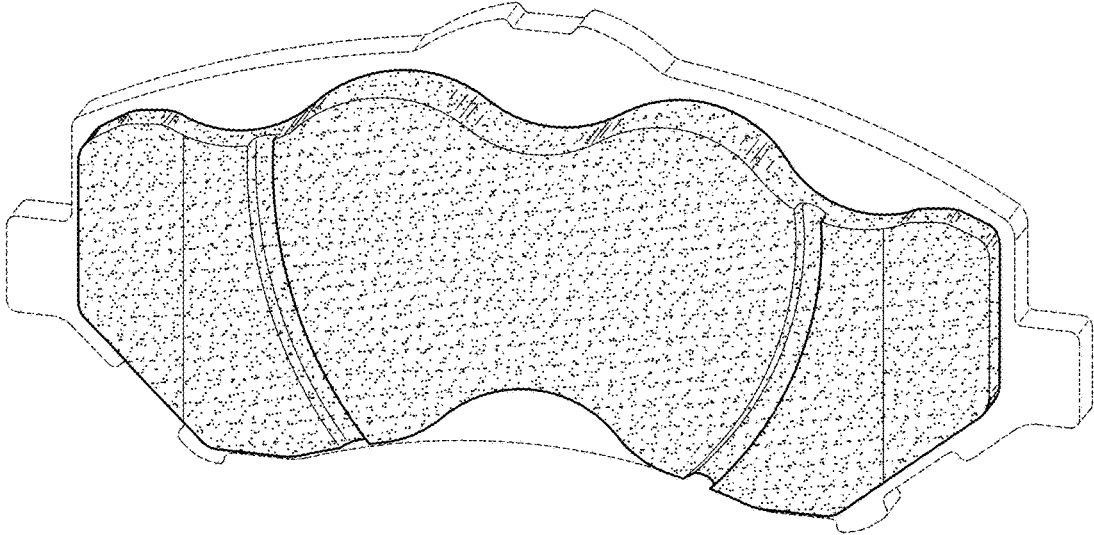


FIG. 1

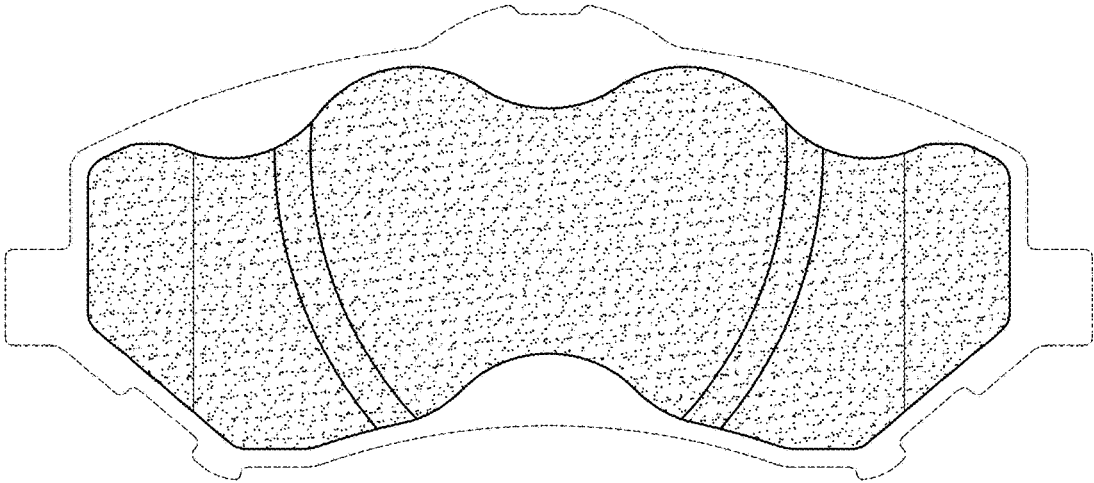


FIG. 2

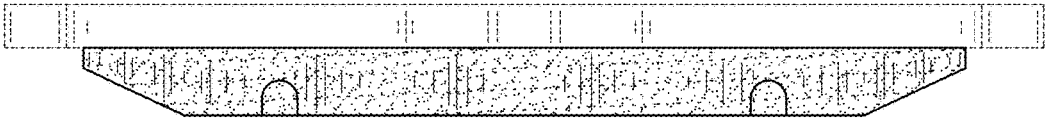


FIG. 3




FIG. 4




FIG. 5




FIG. 6