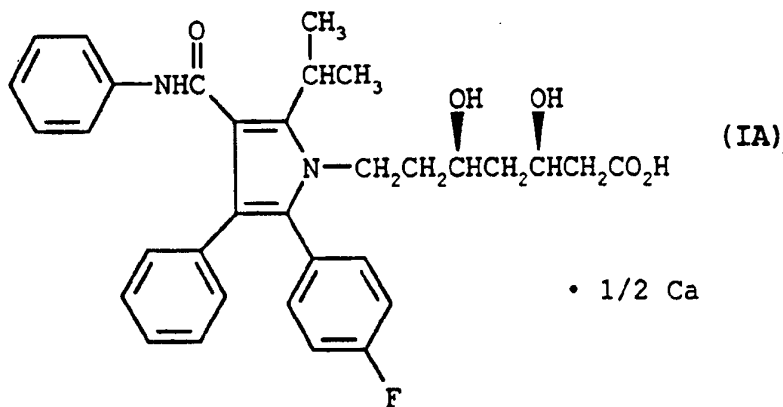




## INTERNATIONAL APPLICATION PUBLISHED UNDER THE PATENT COOPERATION TREATY (PCT)

<p>(51) International Patent Classification <sup>5</sup> : A61K 31/40, 47/02</p>	A1	<p>(11) International Publication Number: <b>WO 94/16693</b> (43) International Publication Date: 4 August 1994 (04.08.94)</p>
<p>(21) International Application Number: PCT/US93/12471 (22) International Filing Date: 20 December 1993 (20.12.93) (30) Priority Data: 08/005,708 19 January 1993 (19.01.93) US (71) Applicant: WARNER-LAMBERT COMPANY [US/US]; 201 Tabor Road, Morris Plains, NJ 07590 (US). (72) Inventors: MILLS, Nancy; 31 Kadel Drive, Mt. Arlington, NJ 07856 (US). MUHAMMAD, Nouman, A.; 44 Quail Run, Long Valley, NJ 07853 (US). WEISS, Jay; 63 Independence Drive, East Brunswick, NJ 08810 (US). NESBITT, Russell, U.; 292 Miller Avenue, Somerville, NJ 08876 (US). (74) Agents: ALMER, Charles, W., III et al.; Warner-Lambert Company, 201 Tabor Road, Morris Plains, NJ 07950 (US).</p>		<p>(81) Designated States: CA, JP, PT, European patent (AT, BE, CH, DE, DK, ES, FR, GB, GR, IE, IT, LU, MC, NL, PT, SE).  <b>Published</b> <i>With international search report.</i></p>

(54) Title: STABLE ORAL CI-981 FORMULATION AND PROCESS OF PREPARING SAME



## (57) Abstract

An oral pharmaceutical composition is provided for treating hypercholesterolemia or hyperlipidemia containing an advantageous formulation for stabilizing the HMG-CoA coenzyme A inhibitor, CI-981 Hemi-Calcium, of formula (IA) with effective amounts of calcium carbonate. A method for preparing a CI-981 stabilizing composition is described.

**FOR THE PURPOSES OF INFORMATION ONLY**

Codes used to identify States party to the PCT on the front pages of pamphlets publishing international applications under the PCT.

AT	Austria	GB	United Kingdom	MR	Mauritania
AU	Australia	GE	Georgia	MW	Malawi
BB	Barbados	GN	Guinea	NE	Niger
BE	Belgium	GR	Greece	NL	Netherlands
BF	Burkina Faso	HU	Hungary	NO	Norway
BG	Bulgaria	IE	Ireland	NZ	New Zealand
BJ	Benin	IT	Italy	PL	Poland
BR	Brazil	JP	Japan	PT	Portugal
BY	Belarus	KE	Kenya	RO	Romania
CA	Canada	KG	Kyrgystan	RU	Russian Federation
CF	Central African Republic	KP	Democratic People's Republic of Korea	SD	Sudan
CG	Congo	KR	Republic of Korea	SE	Sweden
CH	Switzerland	KZ	Kazakhstan	SI	Slovenia
CI	Côte d'Ivoire	LI	Liechtenstein	SK	Slovakia
CM	Cameroon	LK	Sri Lanka	SN	Senegal
CN	China	LU	Luxembourg	TD	Chad
CS	Czechoslovakia	LV	Latvia	TG	Togo
CZ	Czech Republic	MC	Monaco	TJ	Tajikistan
DE	Germany	MD	Republic of Moldova	TT	Trinidad and Tobago
DK	Denmark	MG	Madagascar	UA	Ukraine
ES	Spain	ML	Mali	US	United States of America
FI	Finland	MN	Mongolia	UZ	Uzbekistan
FR	France			VN	Viet Nam
GA	Gabon				

- 1 -

STABLE ORAL CI-981 FORMULATION  
AND PROCESS OF PREPARING SAME

## 5 FIELD OF THE INVENTION

The present invention relates to stable oral pharmaceutical formulations of acid-sensitive substituted pyran ring-opened acid forms of substituted pyrrolyl carboxamides useful in the treatment of hypercholesterolemia or hyperlipidemia. A method for the preparation of such formulations is also described.

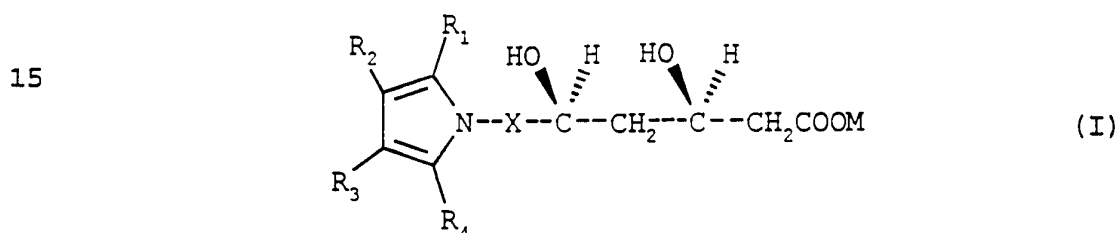
## 15 BACKGROUND OF THE INVENTION

Hypercholesterolemia and hyperlipidemia, conditions of excessively high levels of blood cholesterol and lipids, are well recognized risk factors in the onset of atherosclerosis and coronary heart disease. The blood cholesterol pool is generally dependent on dietary uptake of cholesterol from the intestine and biosynthesis of cholesterol throughout the body, especially the liver. Cholesterol is an indispensable component of virtually all cell membrane systems, as well as a precursor of a variety of steroid hormones and bile acids.

It is well known that inhibitors of 3-hydroxy-3-methylglutaryl-coenzyme A reductase (HMG-CoA reductase), an important enzyme catalyzing the intracellular synthesis of cholesterol, will bring about reduced levels of blood cholesterol, especially in terms of the low density lipoprotein form of cholesterol. Therefore, HMG-CoA reductase enzyme inhibitors are considered potentially useful as hypocholesterolemic or hypolipidemic agents.

-2-

Certain trans-6-(2-(3 or 4-carboxamido-substituted pyrrol-1-yl)alkyl)-4-hydroxypyran-2-ones and corresponding pyran ring-opened hydroxy acids derived therefrom have been described in US Patent 4,681,893 to Roth as potent inhibitors of HMG-CoA reductase which description is herewith incorporated by reference in the present specification. The pyran ring-opened hydroxy acids which are intermediates in the synthesis of the lactone compounds can be used as free acids or as pharmaceutically acceptable metal or amine salts. In particular, these compounds can be represented by the Formula I below:



20 wherein X is  $-\text{CH}_2-$ ,  $-\text{CH}_2\text{CH}_2-$ ,  $-\text{CH}_2\text{CH}_2\text{CH}_2-$ , or  $-\text{CH}_2\text{CH}(\text{CH}_3)-$ ;

$R_1$  is 1-naphthyl; 2-naphthyl; cyclohexyl, norbornenyl; 2-, 3-, or 4-pyridinyl; phenyl; phenyl substituted with fluorine, chlorine, bromine, hydroxyl, trifluoromethyl, alkyl of from 1 to 4 carbon atoms, alkoxy of from 1 to 4 carbon atoms, or alkanoylalkoxy of from 2 to 8 carbon atoms;

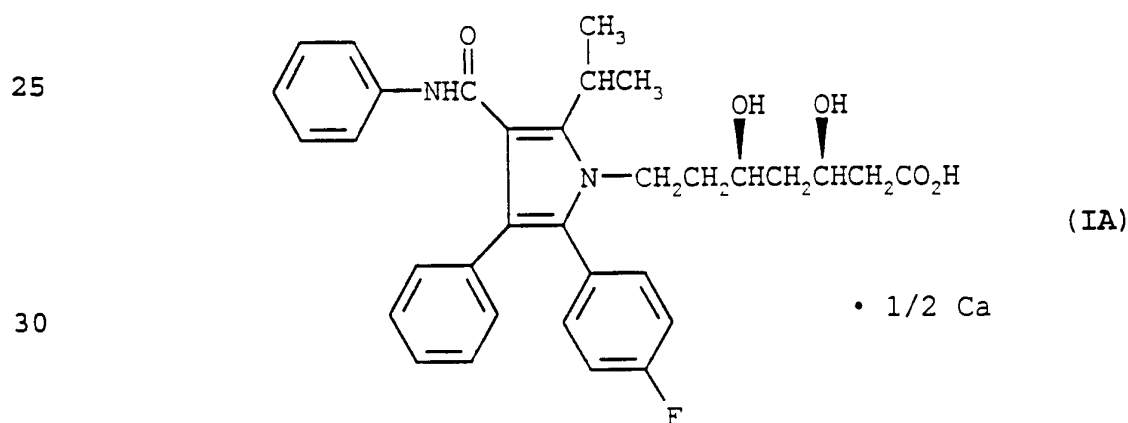
25 Either  $R_2$  or  $R_3$  is  $-\text{CONR}_5\text{R}_6$  where  $R_5$  and  $R_6$  are independently hydrogen; alkyl of from 1 to 6 carbon atoms; 2-, 3-, or 4-pyridinyl; phenyl; phenyl substituted with fluorine, chlorine, bromine, cyano, trifluoromethyl, or carboalkoxy of from 3 to 8 carbon atoms; and the other of  $R_2$  or  $R_3$  is hydrogen; alkyl of from 1 to 6 carbon atoms; cyclopropyl; cyclobutyl cyclopentyl; cyclohexyl; phenyl; or phenyl substituted with fluorine, chlorine, bromine, hydroxyl,

-3-

trifluoromethyl, alkyl of from 1 to 4 carbon atoms, alkoxy of from 1 to 4 carbon atoms, or alkanoyloxy of from 2 to 8 carbon atoms;

$R_4$  is alkyl of from 1 to 6 carbon atoms; cyclopropyl; cyclobutyl; cyclopentyl; cyclohexyl; or trifluoromethyl; and M is a pharmaceutically acceptable salt, which includes a pharmaceutically acceptable metal salt or a pharmaceutically acceptable amine salt.

Among the stereo-specific isomers one particular compound having HMG-CoA reductase inhibitory activity, CI-981 Hemi-Calcium, is currently under development for the treatment of moderate to severe familial or nonfamilial hypercholesterolemia (Type IIa). This most preferred compound characterized is the ring-opened form of (2R-trans)-5-(4-fluorophenyl)-2-(1-methyl-ethyl)-N,4-diphenyl-1-[2-(tetrahydro-4-hydroxy-6-oxo-2H-pyran-2-yl)ethyl]-1H-pyrrole-3-carboxamide, namely, the enantiomer [R-(R\*,R\*)]-2-(4-fluorophenyl)- $\beta,\delta$ -dihydroxy-5-(1-methylethyl)-3-phenyl-4-[(phenyl-amino)carbonyl]-1H-pyrrole-1-heptanoic acid hemicalcium salt. Its chemical structure may be represented by Formula IA:



The specific isomer (CI-981) has been described in copending US Patent Application Serial 07/660,976.

- 4 -

However, these compounds are unstable in that they are susceptible to heat, moisture, low pH environment, and light. In an acidic environment, in particular, the hydroxy acids will degrade to lactone. In  
5 addition, the hydroxy acids will decompose rapidly when exposed to UV or fluorescent light.

When packaged in the form of tablets, powders, granules, or within capsules, the compounds may be further destabilized by contact with the molecular  
10 moieties of other components. Since pharmaceutical dosage components such as binders, diluents, antiadherents, surfactants, and the like may adversely interact with the active ingredient compounds a stabilizing means is required for effective  
15 pharmaceutical dosages.

Therefore, it is an object of the present invention to provide a stable solid peroral pharmaceutical formulation comprising substituted pyrrolyl substituted pyran ring-opened hydroxy acids  
20 for therapy of hypercholesterolemia or hyperlipidemia. More particularly, it is the object of the present invention to provide a stable solid peroral pharmaceutical formulation comprising a HMG CoA reductase inhibitor, such as the aforescribed CI-981  
25 Hemi-Calcium, as active ingredient.

#### SUMMARY OF THE INVENTION

30 Accordingly, the present invention provides a pharmaceutical formulation characterized by improved stability of a 7-substituted pyrrolyl-3,5-dihydroxy-heptanoic acid salt as active ingredient combined with  
35 at least one pharmaceutically acceptable stabilizing additive for peroral treatment of hypercholesterolemia or hyperlipidemia.

**SUBSTITUTE SHEET**

-5-

An aspect of the present invention is to provide a stable oral pharmaceutical formulation for the treatment of hypercholesterolemia or hyperlipidemia comprising as active ingredient, a HMG-CoA reductase enzyme inhibitor according to Formula I, as defined above, which is stabilized by combination with at least one pharmaceutically acceptable metal salt additive.

Another aspect of the present invention is to provide a stable oral pharmaceutical formulation for the treatment of hypercholesterolemia or hyperlipidemia comprising, as an active ingredient, a HMG-CoA reductase inhibitor such as CI-981 Hemi-Calcium or its enantiomer  $[R(R^*,R^*)]-2-(4\text{-fluorophenyl-}\beta,\delta\text{-dihydroxy-5-(1-methylethyl)-3-phenyl-4-[(phenylamino) carbonyl]}\text{-1H-pyrrole-1-heptanoic acid, hemicalcium salt, having the proposed isomeric structural Formula IA stabilized by a combination with at least one pharmaceutically acceptable alkaline earth metal salt such as calcium carbonate, calcium hydroxide, magnesium carbonate, magnesium hydroxide, magnesium silicate, magnesium aluminate or aluminum magnesium hydroxide.}$

Further, a preferred embodiment of the present invention provides a stable peroral pharmaceutical formulation for the treatment of hypercholesterolemia or hyperlipidemia comprising the HMG-CoA reductase inhibitor, CI-981 Hemi-Calcium, having the proposed structure according to the above-described structural Formula IA combined with calcium carbonate as stabilizing additive.

Further, a preferred embodiment of the present invention provides a stable oral pharmaceutical formulation for the treatment of hypercholesterolemia or hyperlipidemia comprising the HMG-CoA reductase inhibitor, CI-981 Hemi-Calcium, as active ingredient in a composition comprising, in addition to the stabilizing additive calcium carbonate, at least one

-6-

other ingredient such as a binder, diluent, disintegrant, surfactant, and, optionally, antioxidant.

More specifically, the present invention provides a stable solid oral pharmaceutical composition wherein  
5 the active ingredient dosage is between about 1% and about 50% by weight of the composition.

The present invention also provides a stable solid oral pharmaceutical composition containing about 5% to about 75% of the stabilizer calcium carbonate by weight  
10 of the composition.

Another preferred embodiment of the present invention is a stable solid oral pharmaceutical composition comprising in addition to the active and the stabilizing ingredients, cited above, by weight,  
15 between about 5% and about 75% microcrystalline cellulose; between about 1% and about 80% of hydrous lactose; between about 1% and about 15% of croscarmellose sodium; between about 0.5% and about 6% hydroxypropyl cellulose; between about 0.1% and about  
20 4% of Tween 80; between about 0.25% and about 2% of magnesium stearate; and optionally between about 0.0% and about 3% of sodium ascorbate or butylated hydroxyanisole of the total solid composition.

The present invention is also directed to a method  
25 of preparing a stable solid composition of the active ingredient according to Formula I comprising a stabilizing additive, for peroral therapy of hypercholesterolemia or hyperlipidemia.

A preferred embodiment of the present invention  
30 also provides a method for preparing the solid oral composition, including stabilizing the active ingredient, CI-981 Hemi-Calcium, according to Formula IA with calcium carbonate and admixing a binder, a diluent, a disintegrant, a surfactant, and  
35 optionally an antioxidant.

- 7 -

## DETAILED DESCRIPTION OF THE INVENTION

The pyran ring-opened hydroxy acid corresponding to certain trans-6-[2-(3 or 4-carboxamido-substituted pyrrol-1-yl)alkyl]-4-hydroxypyran-2-ones can be useful inhibitors of HMG-CoA reductase and may be used in their free acid form. Both lactone and free acid forms can be prepared in accordance with the process described in US Patent 4,681,893, which is incorporated by reference therefor. The free acid can be prepared by hydrolysis of the lactone form or by treatment of the salt with cationic exchange resin (H<sup>+</sup> resin) and evaporating the water portion. These free acids also react to form pharmaceutically acceptable metal or amine salts. The term "pharmaceutically acceptable metal salt" contemplates sodium, potassium, lithium, calcium, magnesium, aluminum, iron, or zinc salts. The term "pharmaceutically acceptable amine salt" contemplates salts formed by reaction with ammonium hydroxide or organic amine salt or for example methylglucamine, choline, arginine, 1-deoxy-2-(methyl-amino)-D-glucitol, and the like.

Insofar as the hydroxy acid compounds according to Formula I or metal or amine salts thereof are HMG-CoA reductase inhibitors they may be useful in the treatment of hypercholesterolemia or hyperlipidemia. The compound of particular interest is the HMG-CoA reductase enzyme inhibitor, CI-981 Hemi-Calcium, Formula (IA), which is presently under development as a drug for treatment of hypercholesterolemia or hyperlipidemia.

The preferred compounds according to the present invention, especially the compound CI-981 or [R-(R\*,R\*)]-2-(4-fluorophenyl)- $\beta$ , $\delta$ -dihydroxy-5-(1-methylethyl)-3-phenyl-4-[(phenylamino)-carbonyl]-1H-pyrrole-1-heptanoic acid hemicalcium salt,

- 8 -

inhibit the biosynthesis of cholesterol as measured in the CSI screen assay disclosed in US Patent 4,681,893, which is incorporated by reference. More particularly, the level of HMG-CoA reductase enzyme activity in standard laboratory rats is increased by feeding the rats a chow diet containing 5% cholestyramine for 4 days, after which the rats are sacrificed. The rat livers are dissected and homogenized, and the incorporation of cholesterol-<sup>14</sup>C-acetate into nonsaponifiable lipid by the rat liver homogenate is measured. The micromolar concentration of compound required for 50% inhibition of sterol synthesis over a 1-hour period is measured, and denoted as an IC<sub>50</sub> value. The activity data of representative examples of the compound CI-981 Hemi-Calcium, its enantiomer and the racemate of both compounds have been disclosed in the aforementioned copending US Patent Application Serial 660,976, which are incorporated herein.

20

Compound	IC <sub>50</sub> (mmol/L)
[R-(R <sup>*</sup> R <sup>*</sup> )] isomer (CI-981 Hemi-Calcium)	0.0044
[S-(R <sup>*</sup> R <sup>*</sup> )] isomer	0.44
Racemate	0.045

25

30

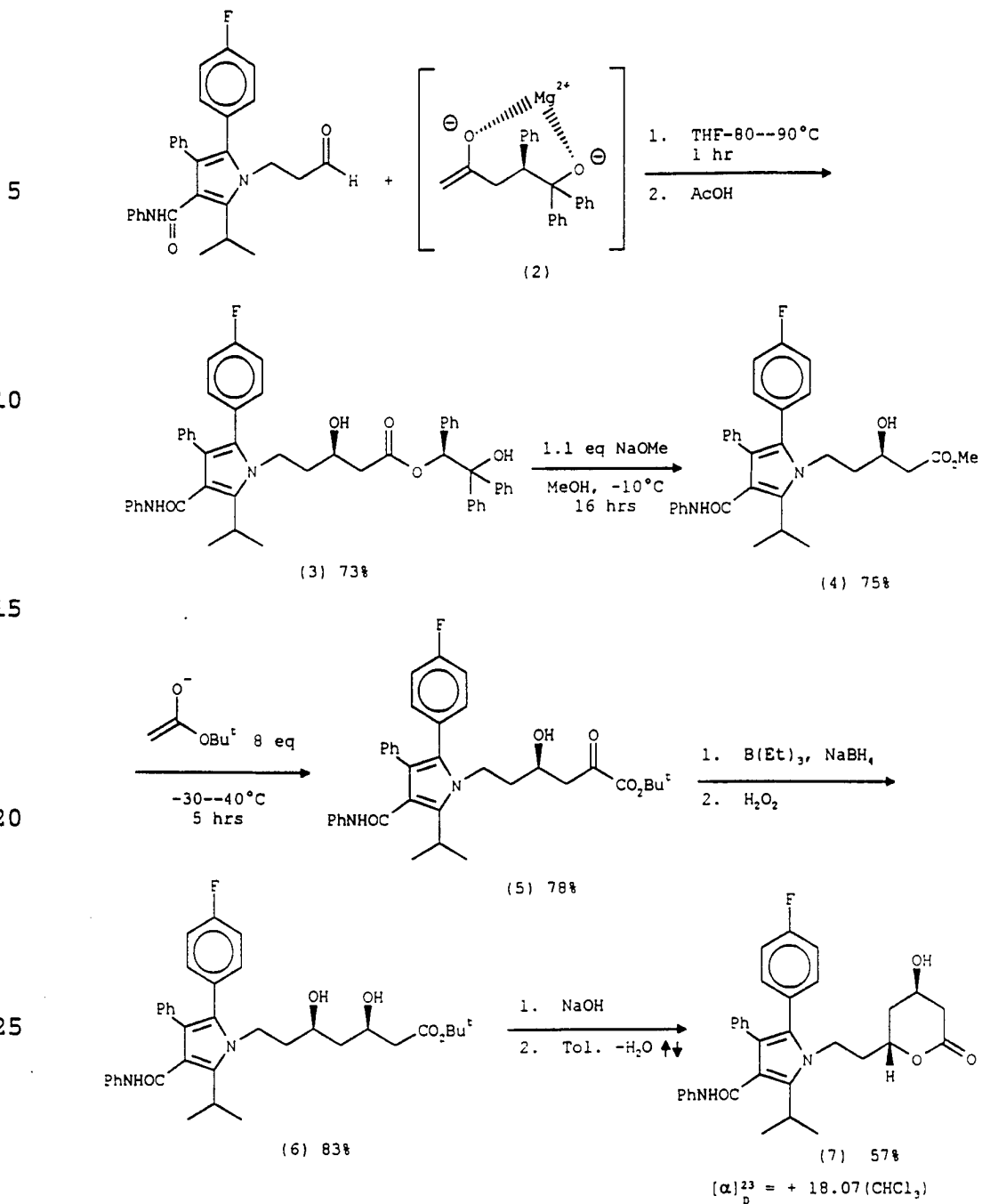
The most preferred compound of the present invention, CI-981 (structural Formula IA), is the enantiomer [R-(R<sup>\*</sup>R<sup>\*</sup>)-2-(4-fluorophenyl)-β,δ-dihydroxy-5-(1-methylethyl)-3-phenyl-4-(phenylamino)-carbonyl]-1H-pyrrole-1-heptanoic acid, hemicalcium salt. This chiral form can be synthesized from known starting materials or from materials prepared according to methods analogous to known processes in accordance

35

-9-

with the Scheme 2 of the copending patent application recited above and incorporated by reference herein, as follows:

- 10 -



-11-

In addition, the preferred chiral form can be prepared from a racemic mixture prepared by the methods described in US Patent 4,681,893, especially Examples 1 and 2 which description is incorporated by reference therefor.

5

Reference of the racemate and separation of the preferred isomer can be performed in accordance with the methodology for chiral synthesis disclosed in copending US Patent Application Serial 07,660,976, as illustrated in the Examples 1-5, which is incorporated herein by reference therefor.

10

The present invention provides a pharmaceutical composition containing hypocholesterolemic or hypolipidemic compounds according to preferably Formula (I) or more preferably Formula (IA). The preferred effective stereoisomeric compounds of the present invention are administered to the patient at adult dosage levels of from approximately 10 to 500 mg per day, or from about 0.1 to about 8.0 mg/kg body weight per day. More preferred daily dosages range from about 0.5 to about 1.0 mg/kg. The unit dosage treatment embodiment provided by the present invention for oral or parenteral administration may be varied or adjusted from 10 to 500 mg, preferably from 20 to 100 mg depending on potency or application.

15

20

25

Since the hydroxy acid compounds according to Formula I are susceptible to degradation to the lactone form in an acidic environment, it has been necessary to stabilize their structural integrity in pharmaceutical formulations. Moreover, the compounds have been determined to decompose rapidly under the impact of UV and fluorescent light.

30

For the purpose of stable oral preparations of the present invention, pharmaceutically acceptable inert carriers can be either solid or liquid. The most preferred embodiment of the present invention provides

35

-12-

for an oral solid formulation which may include powders, tablets, dispersible granules, capsules, and cachets. A solid carrier may be one or more substances which can also act as diluents, flavoring agents, binders, or tablet disintegrating agents. Encapsulating materials are also within the scope of the present invention.

In powdered preparations, the carrier is preferably a solid which is finely divided in a homogeneous mixture with the finely divided active ingredient. In tablets, the active component is blended with the carrier material with binding properties that facilitate compacting, shaping and sizing as desirable. Oral powders or tablets according to the present invention are generally designed to contain between about 1% to about 50% by weight of the active ingredient.

As is usual in the art, pharmaceutical preparations are in suitable unit dosage form, which can be a capsule, cachet or tablet, or any number thereof, as appropriate. Dosages are held to be within the skill of the art and may vary with the particular requirements and bioavailability of the active ingredient.

In practice, use of the salt form amounts to use of the acid or lactone form. Appropriate pharmaceutically acceptable salts within the scope of the invention are those derived from bases such as sodium hydroxide, potassium hydroxide, lithium hydroxide, calcium hydroxide, 1-deoxy-2-(methylamino)-D-glucitol, magnesium hydroxide, zinc hydroxide, aluminum hydroxide, ferrous or ferric hydroxide, ammonium hydroxide or organic amines such as N-methylglucamine, choline, arginine, and the like. Preferably, the lithium, calcium, magnesium, aluminum and ferrous or ferric salts are prepared from the

**SUBSTITUTE SHEET**

-13-

sodium or potassium salt by adding the appropriate reagent to a solution of the sodium or potassium salt, i.e., addition of calcium chloride to a solution of the sodium or potassium salt of the compound of the Formula I will give the calcium salt thereof.

5 The active hydroxy acid metal salt ingredient of the present invention which may be an isomeric compound with a structure according to Formula (I) or, preferably, Formula (IA) can be prepared from sodium salt or lactone as illustrated in Example A, below.

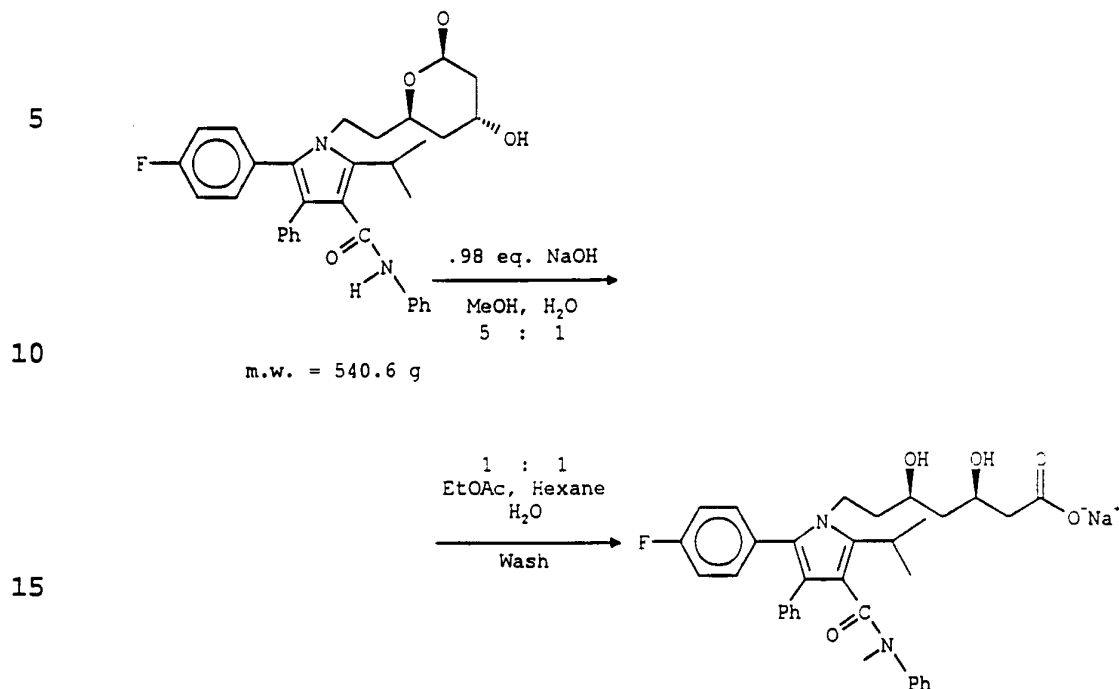
#### EXAMPLE A

##### Calcium Salt from Sodium Salt and/or Lactone

15 One mole lactone (540.6 g) is dissolved in 5 L of MeOH; after dissolution 1 L H<sub>2</sub>O is added. While stirring, one equivalent NaOH is added and the reaction is followed by HPLC until 2% or less lactone and methyl ester of the diolacid remains (one cannot use an excess of NaOH, because Ca(OH)<sub>2</sub> will form on addition of CaCl<sub>2</sub>). Usually NaOH is charged as caustic (51.3 mL, 20 0.98 eq.) or as pellets (39.1 g, 0.98 eq.).

-14-

The above procedure is shown as follows:



20 The abbreviation "Ph" is for the term phenyl group. Upon completion of hydrolysis, 10 L H<sub>2</sub>O are added, then the product is washed at least two times with a 1:1 mixture of EtOAc/Hexane. Each wash should contain 10 L each of EtOAc/Hexane. If sodium salt is pure, 15 L of MeOH are added. If it is impure and/or

25 contains color, 100 g of G-60 charcoal are added, the mixture is stirred for 2 hours, filtered over supercel, and washed with 15 L MeOH. An assay analysis (weight per volume, %) is performed on the reaction mixture by HPLC, to determine the exact amount of salt in

30 solution.

35 Subsequently, about 1/2 equivalent or a slight excess of CaCl<sub>2</sub>·2H<sub>2</sub>O (73.5 g) is dissolved in 20 L H<sub>2</sub>O. Both the reaction mixture and the CaCl<sub>2</sub> solution are heated to 60°C. CaCl<sub>2</sub> solution is added slowly, with high agitation. After complete addition, the reaction mixture is cooled slowly to 15°C and filtered. The

**SUBSTITUTE SHEET**



-16-

e.g., CI-981 Hemi-Calcium, of Formula IA (as defined above), from any degrading or processing environment, as well as preserve it from photochemical decomposition during storage. Specifically, the most preferred active chemical ingredient is the compound CI-981 Hemi-Calcium of Formula (IA). The solid formulation according to the present invention also includes, in addition to a stabilizing metal or alkaline earth metal salt, several additives which are known as suitable agents in the art comprising combinations and concentrations as further described below.

The present invention without limiting further provides for diluent additives such as microcrystalline cellulose, hydrous lactose, corn starch, sucrose, silicic anhydride, or polysaccharides (as are known as suitable in the art); binders such as methyl cellulose, carboxymethylcellulose, hydroxypropylcellulose, hydroxymethylpropylcellulose, polyvinylpyrrolidone, polyvinylalcohol, or starch; disintegrants such as carboxymethylcellulose calcium, croscarmellose sodium, or starch; and surfactants such as Tween 80 or polyoxyethylene-polyoxypropylene copolymer.

Antioxidants can also be incorporated with the formulations in order to prevent any oxidation of the drug compound. For example, antioxidants that could be used are butylated hydroxanisole, sodium ascorbate, butylated hydroxytoluene, sodium metabisulfate, malic acid, citric acid and ascorbic acid.

The most preferred embodiment of the present invention is directed to a solid oral composition including CI-981 Hemi-Calcium as active ingredient, calcium carbonate as the stabilizing component, and other additives.

The basic excipient, calcium carbonate, has been found to provide effective control of the microenvironment of the composition. Further to the

**SUBSTITUTE SHEET**

-17-

present invention, microcrystalline cellulose, and hydrous lactose are applied as suitable diluents. In addition, the inventive composition contains a suitable amount of croscarmellose sodium as functional  
5 disintegrant. The non-ionic detergent Tween 80 is used as a surfactant. The composition also contains hydroxypropyl cellulose as binder selected from among several applicable substances such as, i.e.,  
10 polyethylene glycol, polyvinylpyrrolidone, polyvinyl alcohol, hydroxymethylcellulose or hydroxypropylmethylcellulose. As anti-oxidants, reagents such as butylated hydroxyanisole, sodium ascorbate, ascorbic acid or others may optionally be incorporated in the composition. Magnesium stearate  
15 can be selected from a group including other substances such as stearic acid, palmitic acid, talc or similar lubricating compounds.

Other possible and supplemental ingredients such as preservatives, driers, glidants, or colorants known  
20 as conventional by those skilled in the art may be included optionally in the inventive formulation.

In accordance with the preferred embodiment of the present invention, the formulations provide for the following concentration ranges of ingredients by  
25 weight: the active ingredient or drug concentration is in the range from about 1% to about 50%; calcium carbonate from about 5% to about 75%; microcrystalline cellulose from about 5% to about 75%; hydrous lactose from about 1% to about 80%; croscarmellose sodium from  
30 about 1% to about 15%; hydroxypropylcellulose from about 0.5% to about 6%; Tween 80 from about 0.1% to about 4%; magnesium stearate from about 0.25% to about 2%; and sodium ascorbate (or ascorbic acid) from about 0.0% to about 3%.

35 The more preferred composition formulated according to the present invention includes the

-18-

following approximate concentrations of ingredients by weight: 6.91% of the drug; 22% of calcium carbonate; 40% microcrystalline cellulose; 22.19% hydrous lactose; 6% croscarmellose sodium; 2% hydroxypropyl cellulose; 5 0.4% Tween 80; and 0.5% magnesium stearate; in addition, optionally 0.02% of an antioxidant such as sodium ascorbate.

In particular, CI-981 Hemi-Calcium degrades rapidly in compositions prepared by the wet-granulation 10 method. It has therefore been a surprising discovery that, by adding calcium carbonate, solid formulations for this drug can be prepared by the wet granulation method without compromising the stability of the drug.

15 Method-of Preparation of Pharmaceutical Composition:

The method for preparing a solid pharmaceutical composition according to the present invention includes (a) milling an excess of the drug, which can be a compound of Formula I or Formula IA (CI-981 20 Hemi-Calcium); (b) dissolving at least one binder additive in aqueous surfactant solution; (c) blending the milled drug with at least one drug-stabilizing additive and at least one diluent additive with the drug-stabilizing additive and one-half of a 25 disintegrant additive in a rotary mixing vessel equipped with a chopping device; (d) granulating the blended drug ingredient mixture of step (c) with the surfactant/binder solution of step (b) in gradual increments in the chopper equipped mixing vessel; 30 (e) drying the granulated drug mixture overnight at about 50°C; (f) sieving the dried granulated drug mixture; (g) tumble blending the sieved drug mixture with the remaining amount of the disintegrant additive; (h) mixing separately an aliquot of the drug mixture of 35 step (g) with magnesium stearate, sieving same, and returning same to the drug mixture of step (g) and

-19-

tumble blending the entire drug mixture; and  
compressing aliquots of the drug mixture of step  
(h) into tablet having suitable drug strength.

More particularly, the preferred embodiments of  
5 the present invention can be prepared in accordance  
with the batch procedure given in the examples below.

#### EXAMPLE 1 (PROTOCOL)

10 In order to produce 1.5 kg of the composition  
formulated for peroral therapy, the following steps are  
taken:

- 15 (a) An excess of about 5% by weight of CI-981  
Hemi-Calcium is passed through a Model D Fitzmill,  
which is equipped with a Number 0 RH screen  
(0.027"). The mill is run at a high speed with  
impact forward. Exactly 103.65 g of the milled  
drug is weighed for Step (c).
- 20 (b) Tween 80 in an appropriate amount (6.0 g) is  
dissolved in 100 mL of purified water heated to  
about 50°C and mixed for approximately 5 minutes;  
similarly the hydroxypropyl cellulose (30.0 g) is  
dispersed in the warm Tween 80 solution and mixed  
for about 5 minutes; the remaining purified water  
25 (500 mL) is added, and the entire mixture is then  
allowed to hydrate for at least 4 hours.
- 30 (c) Thereafter, the milled drug, CI-981 Hemi-Calcium  
(103.65 g), calcium carbonate (330.0 g),  
microcrystalline cellulose (600.0 g), hydrous  
lactose (332.85 g), and 50% of the croscarmellose  
sodium (45.0 g) are mixed in the 10 liter-Collette  
Gral for about 5 minutes with the mixer running at  
300 rpm and chopper speed 1.
- 35 (d) The blended preparation of Step (c) is granulated  
with the solution of Step (b) by adding the  
solution over 30 to 60 seconds with only the mixer

-20-

- running at 300 rpm; then the mixing is continued up to a total of 3 minutes with the mixer speed of 300 rpm and the chopper speed set at 1; the bowl is now lowered and material scraped from the blades and the top of the mixing apparatus.
- 5 Subsequently, the preparation is remixed for another 3 minutes with the mixer running 300 rpm and the chopper speed setting at 1, with additional amounts of purified water and 3 minutes
- 10 time increments of mixing, as necessary to obtain adequate granular consistency.
- (e) The granulated preparation is spread on paper-lined trays, dried at 50°C overnight to a LOD of approximately 2%.
- 15 (f) The dried granulation is passed through a Quadromill (Comill) which is equipped with a 0.032" screen.
- (g) Approximately half the milled granulation is transferred to a 4 qt. twin shell blender, followed by the remaining 50% (w/w) of the
- 20 croscarmellose sodium (45.0 g) and finally the remaining milled granulation; the entire mixture is tumble blended for 10 minutes.
- (h) Approximately 50 g of the blend resulting from step (g) is removed and mixed with magnesium
- 25 stearate (7.50 g); this side mixture is passed through a #40 mesh screen and returned to the 4 qt. twin shell blender, and the entire mixture is tumble blended for 5 minutes.
- 30 (i) Finally, an appropriate aliquot of the final mixture is compressed to obtain a tablet weight containing the desired drug strength.

**SUBSTITUTE SHEET**

-21-

## EXAMPLE 2

All steps in this Example 2 are the same as in Example 1 except for Step (b) which proceeds as follows:

5 (2b) Firstly, Tween 80 (6.0 g) is dissolved in 100 mL of purified water which has been heated to 5°C; secondly, after about 5 minutes of mechanical stirring, the hydroxypropyl cellulose (30.0 g) is dispersed in the Tween 80 solution and further  
10 mixed for about 5 minutes; thirdly (and optionally) sodium ascorbate (0.3 g) is dissolved in the remaining volume of purified water and added to the Tween 80-hydroxypropyl cellulose mixture. Thereupon the mixture is allowed to  
15 hydrate for at east 4 hours.

## EXAMPLE 3

All steps of this alternative embodiment are as described in Example 1 with the exception of process  
20 Step (b); however, Step (b) is as follows:

Firstly, Tween 80 is dissolved in 100 mL of purified water which has been heated to 50°C.

25 Secondly, butylated hydroxyanisole is dissolved in 10 mL of ethanol; which solution is then stirred into the Tween 80 mixture and agitated for 5 minutes. Thirdly, the hydroxypropyl cellulose is dispersed in the above mixture and stirred for approximately 5 minutes. The remaining purified water is added to the  
30 mixture which is then allowed to hydrate for at least 4 hours.

The tablets as prepared in all the Examples are film-coated to about a 3% weight increase.

35 The comparative stability of the preferred antihypercholesterolemia or antihyperlipidemia formulations containing CI-981 was tested under highly

-22-

accelerated stress conditions at elevated temperatures. In particular, the stability of a CI-981 formulation was tested by comparing a powder blend prepared according to the method of Example 3, at 2.5 mg active ingredient dosage in the presence (Example 4) or the absence (Example 5) of calcium carbonate. The samples were stored in duplicate for 2 and 4 weeks at either 45°C or 60°C and then analyzed by reverse phase high performance liquid chromatography ("HPLC"). The HPLC assay procedure employs a Zorbax® Reliance C18 column (8 cm long, 5- $\mu$  bead) and a mobile phase of acetonitrile in aqueous buffer (35:65) containing triethylamine, sodium acetate adjusted to pH 4.0. A detection wavelength of 244 nm was used.

The results showed that the calcium carbonate containing preparation of Example 4 incurred no detectable losses of the drug CI-981 after 2 weeks at 60°C and only negligible losses of about 0.25% by weight after 4 weeks at 45°C and about one-half percent by weight at 60°C. In contrast, the formulation of Example 5, lacking calcium carbonate, lost by weight about 2.45% ingredient after 4 weeks storage at 45°C, about 4.12% of CI-981 after only 2 weeks and about 5.3% at 60°C (see Table I).

TABLE I. Stability of CI-981 Formulations:  
A Powder Blend With (Example 4) and  
Without (Example 5) Calcium Carbonate

Time (Weeks)	Percent Drug Remaining			
	Example 4		Example 5	
	45°C	60°C	45°C	60°C
0	100	100	100	100
2	ND	100	100	95.88
4	99.75	99.48	97.55	94.7

The second set of comparative data (see Table II) concerns the formulations of Examples 6 and 7 prepared in accord with the protocol of Example 3, wherein the

**SUBSTITUTE SHEET**

-23-

composition was packaged in a capsule at 2.5 mg strength with calcium carbonate (Example 6) and without calcium carbonate (Example 7). The formulation of Example 6, when measured by HPLC, lost about one-half a percent by weight of CI-981 after 4 weeks at 45°C and about 2.2% after 2 weeks at 60°C. The capsule preparation of Example 7 had a CI-981 content which was diminished by about 4.4% after 4 weeks at 45°C. After 2 weeks at 60°C, about 14% of CI-981 Hemi-Calcium was lost, as measured by HPLC.

TABLE II. Stability of CI-981 Formulations:  
A Capsule With (Example 6) and Without  
(Example 7) Calcium Carbonate

Time (Weeks)	Percent Drug Remaining			
	Example 6		Example 7	
	45°C	60°C	45°C	60°C
0	100	100	100	100
2	ND	97.81	ND	86
4	99.75	ND	95.6	ND

Finally, the stability of the preferred formulation according to the present invention was tested in the form of a coated tablet (Example 8) containing calcium carbonate (see Table III). In particular, the preparation of Example 8 was stored for 4 weeks at 45°C and lost about 0.5% by weight of CI-981. After 2 weeks at 60°C, the composition (Example 8) contained about 0.9% less by weight active ingredient and after 4 weeks at 60°C about 1.7% less by weight active ingredient. Clearly, the formulation according to the preferred embodiment containing calcium carbonate effectively protects the integrity of the active compounds during both the wet granulation step of the process of preparing the stable solid

-24-

composition and the subsequent storage in the form of a powder blend, capsule or coated tablet.

5           TABLE III.       Stability of CI-981 Formulations:  
                          A Coated Tablet With Calcium  
                          Carbonate (Example 8).

Time (Weeks)	Percent Drug Remaining	
	45°C	60°C
10       0	100	100
2	ND	99.11
4	99.47	98.30

ND = Not determined

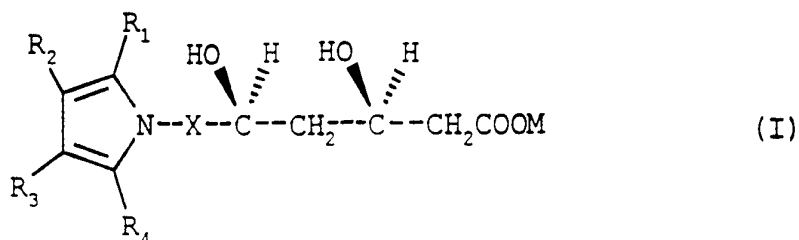
15

Consequently, any variations of the invention described above are not to be regarded as a departure from the spirit and scope of the invention as claimed.

-25-

## CLAIMS

1. A pharmaceutical composition for the peroral treatment of hypercholesterolemia or hyperlipidemia characterized by improved stability comprising in a mixture, a compound as active ingredient of structural Formula I



wherein X is  $-\text{CH}_2-$ ,  $-\text{CH}_2\text{CH}_2-$ ,  $-\text{CH}_2\text{CH}_2\text{CH}_2-$ , or  $-\text{CH}_2\text{CH}(\text{CH}_3)-$ ;

15  $R_1$  is 1-naphthyl; 2-naphthyl; cyclohexyl, norbornenyl; 2-, 3-, or 4-pyridinyl; phenyl; phenyl substituted with fluorine, chlorine, bromine, hydroxyl, trifluoromethyl, alkyl of from 1 to 4 carbon atoms, alkoxy of from 1 to 4 carbon atoms, or alkanoylalkoxy of from 2 to 8 carbon atoms;

20

Either  $R_2$  or  $R_3$  is  $-\text{CONR}_5\text{R}_6$  where  $R_5$  and  $R_6$  are independently hydrogen; alkyl of from 1 to 6 carbon atoms; 2-, 3-, or 4-pyridinyl; phenyl; phenyl substituted with fluorine, chlorine, bromine, cyano, trifluoromethyl, or carboalkoxy of from 3 to 8 carbon atoms; and the other of  $R_2$  or  $R_3$  is hydrogen; alkyl of from 1 to 6 carbon atoms; cyclopropyl; cyclobutyl; cyclopentyl; cyclohexyl; phenyl; or phenyl substituted with fluorine, chlorine, bromine, hydroxyl, trifluoromethyl, alkyl of from 1 to 4 carbon atoms, alkoxy of from 1 to 4 carbon atoms, or alkanoyloxy of from 2 to 8 carbon atoms;

25

30

-26-

35           R<sub>4</sub> is alkyl of from 1 to 6 carbon atoms,  
cyclopropyl, cyclobutyl, cyclopentyl, cyclohexyl,  
or trifluoromethyl;

          M is a pharmaceutically acceptable metal  
salt; and at least one stabilizing  
40 pharmaceutically acceptable metal salt additive.

2.   The stable pharmaceutical composition of Claim 1  
      wherein the active ingredient is a  
      pharmaceutically acceptable metal salt of [R-  
      (R\*,R\*)]-2-(4-fluorophenyl-β,δ-dihydroxy-  
5    5(1-methylethyl)-3-phenyl-4-[(phenylamino)-  
      carbonyl]-1H-pyrrole-1-heptanoic acid.
3.   The stable pharmaceutical composition of Claim 1,  
      wherein M is a pharmaceutically acceptable  
      alkaline earth metal salt.
4.   The stable pharmaceutical composition of Claim 2,  
      wherein the pharmaceutically acceptable metal salt  
      is an alkaline earth metal salt.
5.   The stable pharmaceutical composition of Claim 1  
      wherein the stabilizing pharmaceutically  
      acceptable additive is an alkaline earth metal  
      salt.
6.   The stable pharmaceutical composition of Claim 5,  
      wherein the alkaline earth metal salt is selected  
      from the group consisting of calcium carbonate,  
      calcium hydroxide, magnesium carbonate, magnesium  
5    hydroxide, magnesium silicate, magnesium  
      aluminate, and aluminum magnesium hydroxide.

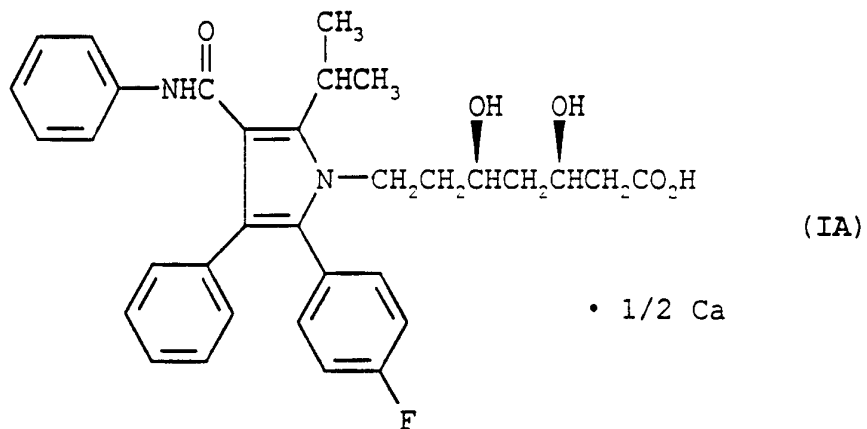
-27-

7. The stable pharmaceutical composition of Claim 1, wherein the stabilizing pharmaceutically acceptable additive is calcium carbonate.
8. The stable pharmaceutical composition of Claim 2, wherein the active ingredient is CI-981 Hemi-Calcium of Formula (IA):

5

10

15



and wherein the stabilizing pharmaceutically acceptable additive is calcium carbonate.

9. The stable pharmaceutical composition of Claim 1, further comprising other ingredients in the form of binder, diluent, disintegrant, surfactant, lubricant, and antioxidant.
10. The stable pharmaceutical composition of Claim 1, 2, or 8, wherein the active ingredient dosage is between about 1% and about 50% by weight of the composition.
11. The stable pharmaceutical composition of Claim 7 wherein the stabilizer calcium carbonate is in the range from about 5% to about 75% by weight of the composition.

-28-

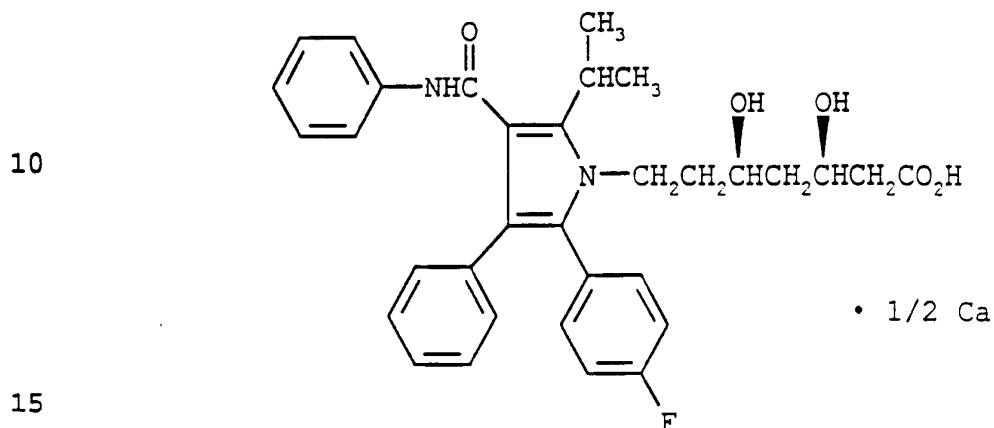
12. The stable pharmaceutical composition of Claim 9 wherein the other ingredients comprise by weight between about 5% and about 75% microcrystalline cellulose; between about 1% and about 80% of hydrous lactose; between about 1% and about 15% of croscarmellose sodium; between about 0.5% and about 6% hydroxypropyl cellulose; between about 0.1% and about 4% of Tween 80; between about 0.25% and about 2% of magnesium stearate; and up to about 3% of sodium ascorbate or butylated hydroxyanisole of the total solid composition.
13. A stabilized solid pharmaceutical composition for peroral treatment of hypercholesterolemia or hyperlipidemia comprising in solid unit dosage form an active ingredient [R-(R\*,R\*)]-2-(4-fluorophenyl)- $\beta$ - $\delta$ -dihydroxy-5-(1-methylethyl)-3-phenyl-4-(phenylamino) carbonyl]-1H-pyrrole-1-heptanoic acid hemicalcium salt and a stabilizer selected from the group consisting of calcium carbonate, calcium hydroxide, magnesium carbonate, magnesium hydroxide, magnesium silicate, magnesium aluminate, and aluminum magnesium hydroxide.
14. A method for preparing a stable pharmaceutical composition for the peroral treatment of hypercholesterolemia or hyperlipidemia comprising a step of mixing thoroughly about 1% to about 50% by weight of the active ingredient of Claim 1, 2, or 8 with about 5% to about 75% by weight of a stabilizing pharmaceutically acceptable additive.
15. The method of Claim 14, further comprising a step of adding a mixture containing at least one binder, diluent, disintegrant, surfactant, lubricant or antioxidant.

-29-

16. A method for preparing a stabilized pharmaceutical composition formulated for peroral therapy of hypercholesterolemia or hyperlipidemia comprising:

(a) milling an excess of the drug, CI-981 Hemi-Calcium of the Formula IA:

5



- (b) dissolving at least one binder additive in aqueous surfactant solution;
- (c) blending the milled drug with at least one drug-stabilizing additive and at least one diluent additive ingredient with the drug-stabilizing additive and one half of a disintegrant additive in a rotary mixing vessel equipped with a chopping device;
- (d) granulating the blended drug mixture of Step (c) with the surfactant/binder solution of Step (b) in gradual increments in the chopper equipped mixing vessel;
- (e) drying the granulated drug mixture overnight at about 50°C;
- (f) sieving the dried granulated drug mixture;
- (g) tumble blending the sieved drug mixture with the remaining amount of the disintegrant additive;
- (h) mixing separately an aliquot of the Step (g) drug mixture with magnesium stearate, sieving
- 20
- 25
- 30
- 35

**SUBSTITUTE SHEET**

-30-

40 same, and returning same to the drug mixture of Step (g) and tumble blending the entire drug mixture; and compressing aliquots of the Step (h) drug mixture into tablets having suitable drug strength.

- 5 17. The method claimed in Claim 16, wherein in Step (c) the drug stabilizing additive comprises basic inorganic salt of calcium or magnesium and the diluent additive comprises microcrystalline cellulose, hydrous lactose, corn starch, sucrose, silicic anhydride or polysaccharides.
- 5 18. The method claimed in Claim 16, wherein in Step (b) the binder additive comprises methyl cellulose, carboxymethylcellulose, hydroxypropylcellulose, hydroxymethylpropylcellulose, polyvinylpyrrolidone, polyvinylalcohol or starch; and the surfactant comprises Tween 80 or polyoxyethylene-polyoxypropylene copolymer.
19. The method of Claim 16 wherein in Step (c) the disintegrant additive comprises croscarmellose sodium, carboxymethyl cellulose calcium or starch.
- 5 20. A peroral pharmaceutical composition for treating hypercholesterolemia comprising an effective, cholesterol synthesis inhibitory amount of the enantiomer [R-(R<sup>\*</sup>R<sup>\*</sup>)]-2-(4-fluorophenyl)- $\beta$ -,  $\delta$ -dihydroxy-5-(1-methylethyl)-3-phenyl-4-[(phenylamino)carbonyl]-1H-pyrrole-1-heptanoic acid, hemicalcium salt; stabilized by calcium carbonate, in a dosage ranging from about 0.1 to about 8.0 mg/kg body weight per day.

-31-

21. A method of treating hypercholesterolemia or hyperlipidemia comprising a therapeutically effective unit dosage of the peroral pharmaceutical composition of Claim 20 in the form of tablets or capsules.
- 5

# INTERNATIONAL SEARCH REPORT

International Application No  
PCT/US 93/12471

<b>A. CLASSIFICATION OF SUBJECT MATTER</b> IPC 5    A61K31/40    A61K47/02		
According to International Patent Classification (IPC) or to both national classification and IPC		
<b>B. FIELDS SEARCHED</b>		
Minimum documentation searched (classification system followed by classification symbols) IPC 5    A61K		
Documentation searched other than minimum documentation to the extent that such documents are included in the fields searched		
Electronic data base consulted during the international search (name of data base and, where practical, search terms used)		
<b>C. DOCUMENTS CONSIDERED TO BE RELEVANT</b>		
Category *	Citation of document, with indication, where appropriate, of the relevant passages	Relevant to claim No.
A	US,A,4 681 893 (B.D.ROTH) 21 July 1987 cited in the application see claims see column 8, line 18 - line 48 see column 9, line 26 - line 67 ---	1-21
A	EP,A,0 409 281 (WARNER-LAMBERT CO.) 23 January 1991 see claims see page 8, line 9 - line 22 -----	1-21
<input type="checkbox"/> Further documents are listed in the continuation of box C.		
<input checked="" type="checkbox"/> Patent family members are listed in annex.		
* Special categories of cited documents :		
"A" document defining the general state of the art which is not considered to be of particular relevance "E" earlier document but published on or after the international filing date "L" document which may throw doubts on priority claim(s) or which is cited to establish the publication date of another citation or other special reason (as specified) "O" document referring to an oral disclosure, use, exhibition or other means "P" document published prior to the international filing date but later than the priority date claimed	"T" later document published after the international filing date or priority date and not in conflict with the application but cited to understand the principle or theory underlying the invention "X" document of particular relevance; the claimed invention cannot be considered novel or cannot be considered to involve an inventive step when the document is taken alone "Y" document of particular relevance; the claimed invention cannot be considered to involve an inventive step when the document is combined with one or more other such documents, such combination being obvious to a person skilled in the art. "&" document member of the same patent family	
Date of the actual completion of the international search  <p style="text-align: center;">10 March 1994</p>	Date of mailing of the international search report  <p style="text-align: center;">22.03.94</p>	
Name and mailing address of the ISA European Patent Office, P.B. 5818 Patentlaan 2 NL - 2280 HV Rijswijk Tel. (+ 31-70) 340-2040, Tx. 31 651 epo nl, Fax: (+ 31-70) 340-3016	Authorized officer  <p style="text-align: center;">Scarponi, U</p>	

# INTERNATIONAL SEARCH REPORT

International application No.

PCT/US 93/ 12471

## Box I Observations where certain claims were found unsearchable (Continuation of item 1 of first sheet)

This international search report has not been established in respect of certain claims under Article 17(2)(a) for the following reasons:

1.  Claims Nos.:  
because they relate to subject matter not required to be searched by this Authority, namely:  
Remark: Although claim 21 is directed to a method of treatment of the human body by therapy (Rule 39..1(iv)PCT) the search has been carried out and based on the alleged effects of the composition.
2.  Claims Nos.:  
because they relate to parts of the international application that do not comply with the prescribed requirements to such an extent that no meaningful international search can be carried out, specifically:
3.  Claims Nos.:  
because they are dependent claims and are not drafted in accordance with the second and third sentences of Rule 6.4(a).

## Box II Observations where unity of invention is lacking (Continuation of item 2 of first sheet)

This International Searching Authority found multiple inventions in this international application, as follows:

1.  As all required additional search fees were timely paid by the applicant, this international search report covers all searchable claims.
2.  As all searchable claims could be searched without effort justifying an additional fee, this Authority did not invite payment of any additional fee.
3.  As only some of the required additional search fees were timely paid by the applicant, this international search report covers only those claims for which fees were paid, specifically claims Nos.:
4.  No required additional search fees were timely paid by the applicant. Consequently, this international search report is restricted to the invention first mentioned in the claims; it is covered by claims Nos.:

Remark on Protest

The additional search fees were accompanied by the applicant's protest.

No protest accompanied the payment of additional search fees.

# INTERNATIONAL SEARCH REPORT

Information on patent family members

Int. onal Application No

PCT/US 93/12471

Patent document cited in search report	Publication date	Patent family member(s)	Publication date
US-A-4681893	21-07-87	AU-B- 601981	27-09-90
		AU-A- 7315987	03-12-87
		CA-A- 1268768	08-05-90
		EP-A, B 0247633	02-12-87
		FI-C- 88617	10-06-93
		JP-A- 62289577	16-12-87
		KR-B- 9401006	08-02-94
-----			
EP-A-0409281	23-01-91	AU-B- 628198	10-09-92
		AU-A- 5972490	24-01-91
		CA-A- 2021546	22-01-91
		JP-A- 3058967	14-03-91
		US-A- 5273995	28-12-93
-----			