Office de la Propriété Intellectuelle du Canada
Un organisme d'Industrie Canada

Canadian Intellectual Property Office
An agency of Industry Canada

CA 2724077 C 2016/04/26

(11)(21) **2 724 077**

(12) **BREVET CANADIEN**
CANADIAN PATENT

(13) **C**

(86) Date de dépôt PCT/PCT Filing Date: 2009/05/12
(87) Date publication PCT/PCT Publication Date: 2009/11/19
(45) Date de délivrance/Issue Date: 2016/04/26
(85) Entrée phase nationale/National Entry: 2010/11/10
(86) N° demande PCT/PCT Application No.: JP 2009/058821
(87) N° publication PCT/PCT Publication No.: 2009/139373
(30) Priorité/Priority: 2008/05/14 (JP2008-127424)

(51) Cl.Int./Int.Cl. *C07C 233/47* (2006.01), *A61K 31/166* (2006.01), *A61K 31/195* (2006.01), *A61K 31/381* (2006.01), *A61K 31/40* (2006.01), *A61K 31/404* (2006.01), *A61K 31/407* (2006.01), *A61K 31/415* (2006.01), *A61K 31/416* (2006.01), *A61K 31/4184* (2006.01), *A61K 31/422* (2006.01), *A61K 31/423* (2006.01), ...

(72) Inventeurs/Inventors:
NOZAWA, EISUKE, JP;
IBUKA, RYOTARO, JP;
IKEGAI, KAZUHIRO, JP;
MATSUURA, KEISUKE, JP;
ZENKOH, TATSUYA, JP; ...

(54) Titre : COMPOSE AMIDE
(54) Title: AMIDE COMPOUND

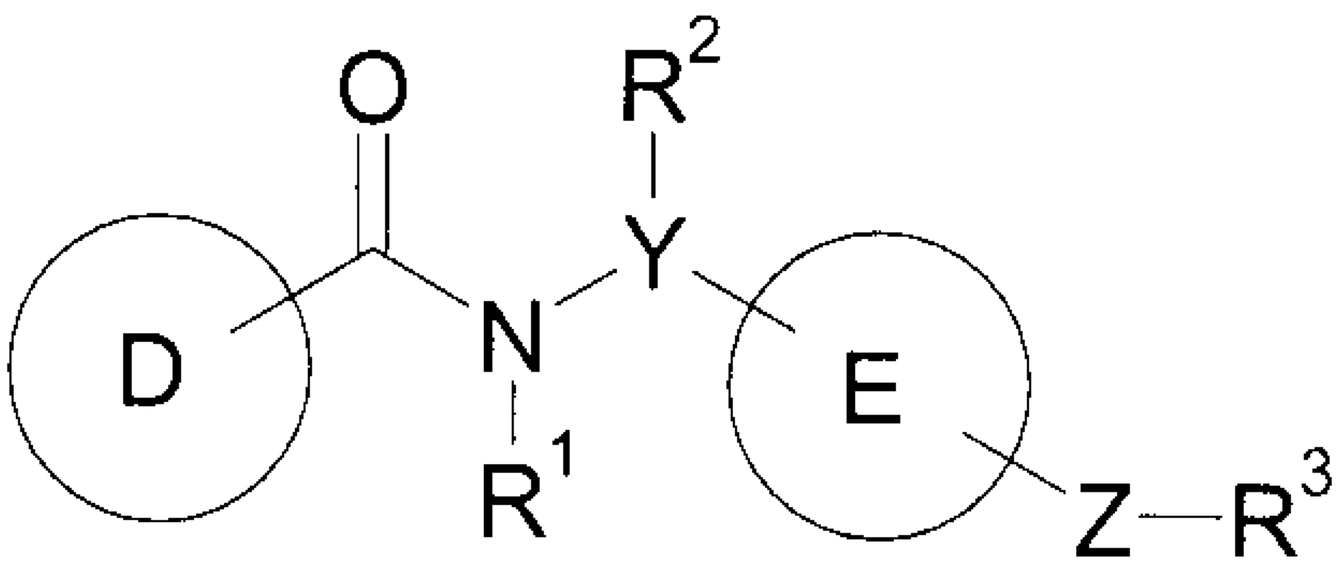

(I)

(57) Abrégé/Abstract:
Disclosed is a compound of formula (I) useful as an active ingredient of a pharmaceutical composition, such as a pharmaceutical composition for treating chronic renal failure and/or diabetic nephropathy. Extensive studies are made for the purpose of finding a compound having an antagonistic activity on an EP4 receptor, and it is confirmed that a specific amide compound of formula (I) has an antagonistic activity on an EP4 receptor. The amide compound of formula (I) has an antagonistic activity on an EP4 receptor, and therefore can be used as an active ingredient of a pharmaceutical composition for preventing and/or treating various diseases associated with EP4, such as chronic renal failure and/or diabetic nephropathy. (see Formula I)

(51) **Cl.Int./Int.Cl. (suite/continued)** *A61K 31/427* (2006.01), *A61K 31/428* (2006.01), *A61K 31/437* (2006.01), *A61K 31/44* (2006.01), *A61K 31/4412* (2006.01), *A61K 31/4439* (2006.01), *A61K 31/454* (2006.01), *A61K 31/4545* (2006.01), *A61K 31/47* (2006.01), *A61K 31/4709* (2006.01), *A61K 31/4725* (2006.01), *A61P 1/04* (2006.01), *A61P 13/02* (2006.01), *A61P 13/04* (2006.01), *A61P 13/12* (2006.01), *A61P 17/02* (2006.01), *A61P 29/00* (2006.01), *A61P 35/00* (2006.01), *A61P 35/04* (2006.01), *A61P 43/00* (2006.01), *A61P 7/10* (2006.01), *A61P 9/10* (2006.01), *A61P 9/12* (2006.01), *C07C 251/38* (2006.01), *C07C 271/22* (2006.01), *C07D 207/34* (2006.01), *C07D 209/08* (2006.01), *C07D 213/79* (2006.01), *C07D 215/14* (2006.01), *C07D 217/04* (2006.01), *C07D 231/56* (2006.01), *C07D 235/12* (2006.01), *C07D 263/58* (2006.01), *C07D 333/40* (2006.01), *C07D 401/06* (2006.01), *C07D 401/12* (2006.01), *C07D 403/12* (2006.01), *C07D 405/06* (2006.01), *C07D 409/06* (2006.01), *C07D 409/14* (2006.01), *C07D 413/06* (2006.01), *C07D 417/06* (2006.01), *C07D 417/10* (2006.01), *C07D 471/04* (2006.01), *C07D 491/04* (2006.01), *C07D 491/048* (2006.01), *C07D 495/04* (2006.01)

(72) **Inventeurs(suite)/Inventors(continued)**: SEO, RYUSHI, JP; WATANUKI, SUSUMU, JP; KAGEYAMA, MICHIHITO, JP

(73) **Propriétaires(suite)/Owners(continued)**:ASTELLAS PHARMA INC., JP

(74) **Agent**: BERESKIN & PARR LLP/S.E.N.C.R.L.,S.R.L.

ABSTRACT

Disclosed is a compound of formula (I) useful as an active ingredient of a pharmaceutical composition, such as a pharmaceutical composition for treating chronic renal failure and/or diabetic nephropathy. Extensive studies are made for the purpose of finding a compound having an antagonistic activity on an EP4 receptor, and it is confirmed that a specific amide compound of formula (I) has an antagonistic activity on an EP4 receptor. The amide compound of formula (I) has an antagonistic activity on an EP4 receptor, and therefore can be used as an active ingredient of a pharmaceutical composition for preventing and/or treating various diseases associated with EP4, such as chronic renal failure and/or diabetic nephropathy.

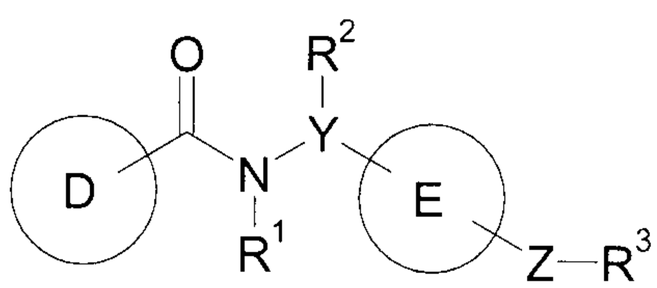

(I)

DESCRIPTION

Title of Invention: AMIDE COMPOUND

Technical Field

[0001]

The present invention relates to an amide compound which is useful as an active ingredient of a pharmaceutical composition, for example, a pharmaceutical composition for treating chronic renal failure and/or diabetic nephropathy.

Background Art

[0002]

Prostaglandin E2 (hereinafter referred to as "PGE2") is known as one of the metabolites in an arachidonic acid cascade. The PGE2 exhibits various activities, for example, a pain inducing and increasing action, a pro-inflammatory action, an anti-inflammatory action, an uterine contractile action, a digestive peristalsis promoting action, an awaking action, a gastric acid secretion inhibiting action, a hypotensive action, a platelet aggregation inhibition action, a bone resorption-promoting action, an angiogenic action, and the like.

There exist four subtypes, EP1, EP2, EP3, and EP4, for the PGE2 receptors, which have a wide distribution in various tissues. The activation of the EP1 receptor is believed to cause the increase in intracellular Ca^{2+}. The EP3 receptor is one of the receptors having different routes for second-messenger systems. The activation of the EP2 and EP4 receptors is believed to cause the activation of adenylate cyclase, and thus to increase the intracellular cAMP level. In particular, it is believed that the EP4 receptor is realted to relaxation of smooth muscles, promotion or inhibition of an inflammatory reaction, lymphocyte differentiation, hypertrophy or proliferation of mesangial cells, secretion of gastrointestinal mucus, and the like.

An inhibitor of a PGE2 receptor, that is, a PGE2 antagonist has a binding activity to the PGE2 receptor. That is, the PGE2 antagonist exhibits a PGE2 antagonistic activity or a PGE2 inhibitory activity. Accordingly, the PGE2 antagonist is expected to be a drug for treating diseases caused by PGE2. Among these, the EP4 receptor antagonist is expected to be an agent for treating EP4-related diseases, for example, renal disease, inflammatory diseases, various pains, and the like, in human and animals. In addition, the antagonist selective to the EP4 receptor is preferred from the viewpoint that it can avoid the side-effects based on the subtypes of other EP1, EP2, and EP3.

[0003]

As an EP4 receptor antagonist, a compound represented by the following formula is known (Patent Document 1).

[Chem. 1]

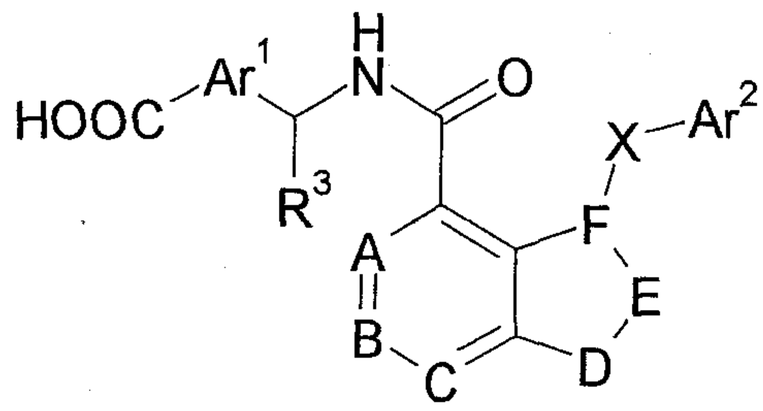

(For the symbols in the formula, refer to this publication.)

[0004]

Further, as an EP4 receptor ligand, a compound represented by the following formula is known (Patent Document 2).

[Chem. 2]

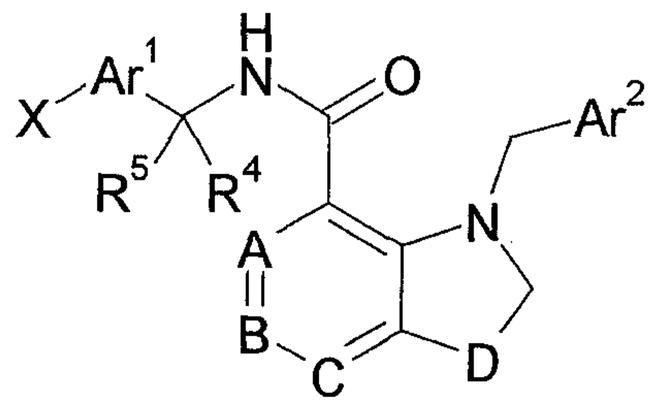

(For the symbols in the formula, refer to this publication.)

[0005]

Further, as an EP4 receptor antagonist, a compound represented by the following formula is known (Patent Document 3). In this connection, this document was published after the priority date of the present application.

[Chem. 3]

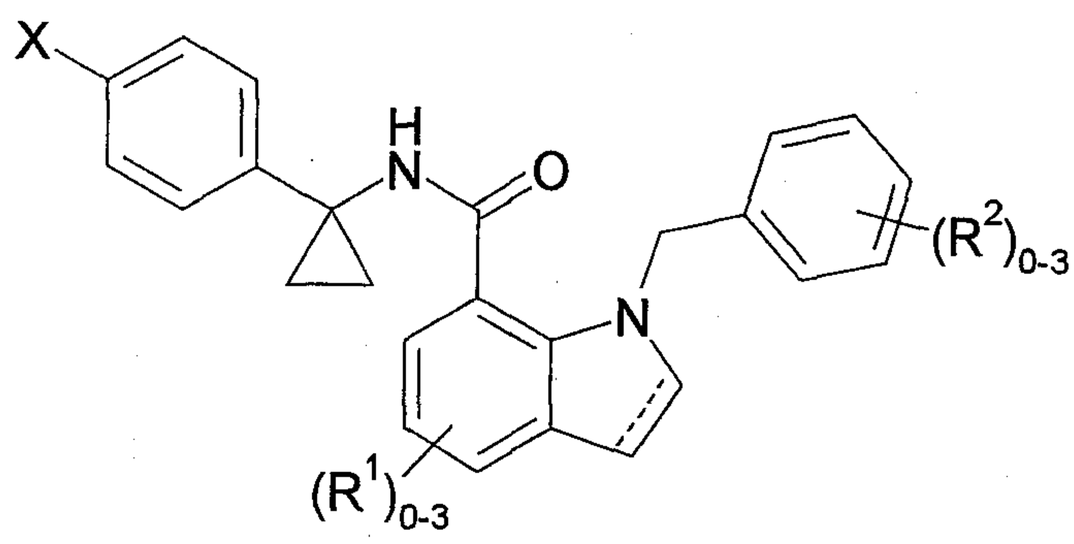

(For the symbols in the formula, refer to this publication.)

[0006]

Further, as an EP4 receptor antagonist, a compound represented by the following formula is known (Patent Document 4).

[Chem. 4]

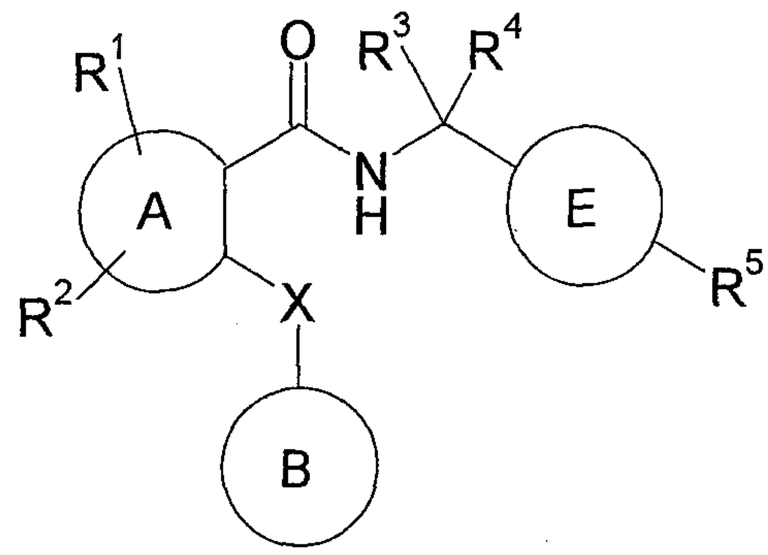

(For the symbols in the formula, refer to this publication.)

[0007]

Further, as an EP4 receptor antagonist, a compound represented by the following formula is known (Patent Document 5).

[Chem. 5]

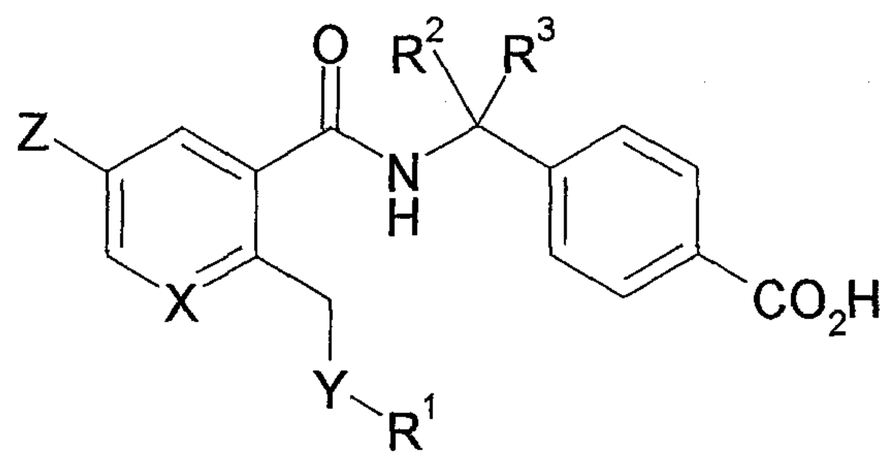

(For the symbols in the formula, refer to this publication.)

[0008]

Further, as an EP4 receptor antagonist, a compound represented by the following formula is known (Patent Document 6).

[Chem. 6]

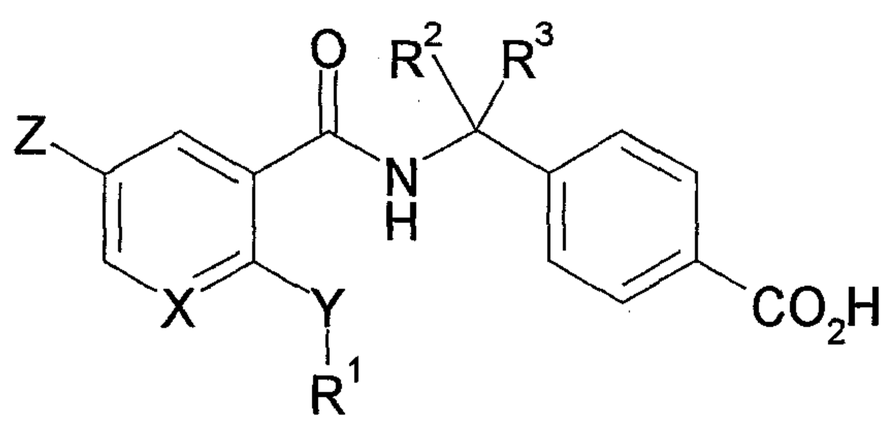

(For the symbols in the formula, refer to this publication.)

[0009]

Further, as EP4 receptor ligands, compounds represented by the following formulae are known (Patent Document 7).

[Chem. 7]

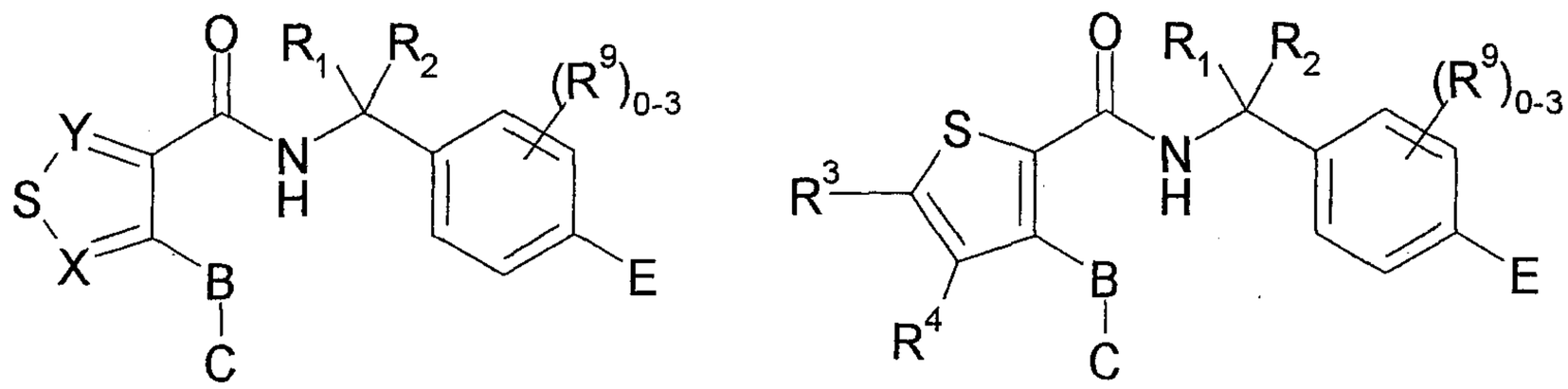

(For the symbols in the formulae, refer to this publication.)

[0010]

Further, as an EP3 and/or EP4 receptor antagonist, a compound represented by the following formula is known (Patent Document 8).

[Chem. 8]

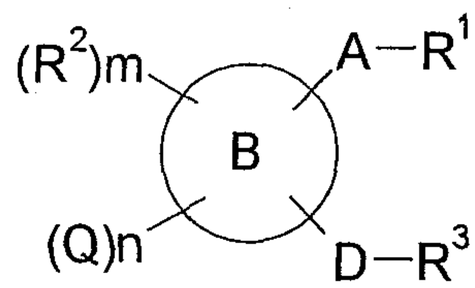

(For the symbols in the formula, refer to this publication.)

[0011]

Further, as an EP4 receptor blocker, a compound represented by the following formula is known (Patent Document 9).

[Chem. 9]

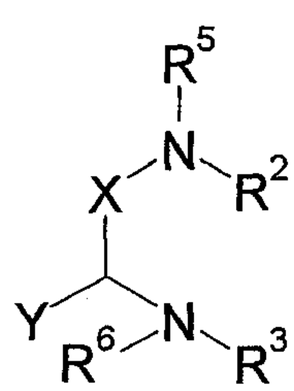

(For the symbols in the formula, refer to this publication.)

[0012]

Further, as an EP4 receptor antagonist, a compound represented by the following formula is known (Patent Document 10). In this connection, this document was published after the priority date of the present application.

[Chem. 10]

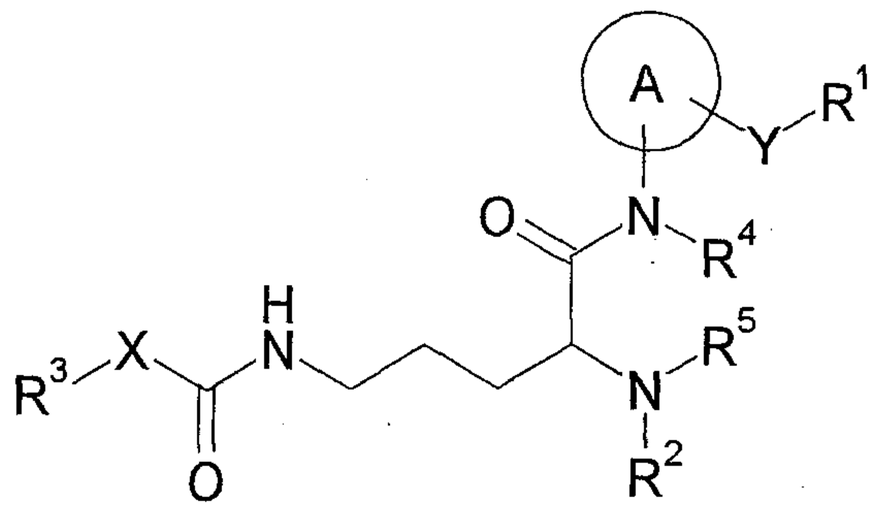

(For the symbols in the formula, refer to this publication.)

[0013]

Further, as an EP4 receptor antagonist, a compound represented by the following formula is known (Patent Document 11). In this connection, this document was published after the priority date of the present application.

[Chem. 11]

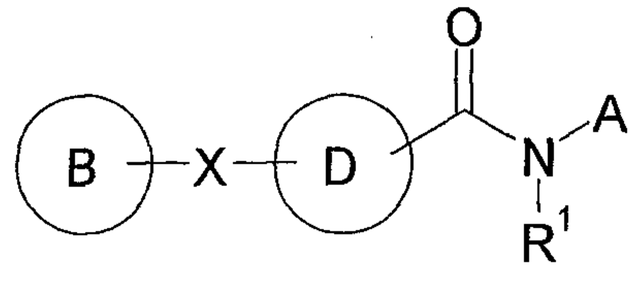

(For the symbols in the formula, refer to this publication.)

Related Art Documents

Patent Documents

[0014]

Patent Document 1: Pamphlet of International Publication No. WO 2007/121578
Patent Document 2: Pamphlet of International Publication No. WO 2007/143825
Patent Document 3: Pamphlet of International Publication No. WO 2008/104055
Patent Document 4: Pamphlet of International Publication No. WO 2005/021508
Patent Document 5: Pamphlet of International Publication No. WO 2005/105732
Patent Document 6: Pamphlet of International Publication No. WO 2005/105733
Patent Document 7: Pamphlet of International Publication No. WO 2008/017164
Patent Document 8: Pamphlet of International Publication No. WO 03/016254
Patent Document 9: Pamphlet of International Publication No. WO 2005/061475
Patent Document 10: Pamphlet of International Publication No. WO 2008/123207
Patent Document 11: Pamphlet of International Publication No. WO 2009/005076

Summary of the Invention

Problems that the Invention is to Solve

[0015]

A compound which is useful as an active ingredient of a pharmaceutical composition, for example, a pharmaceutical composition for treating chronic renal failure and/or diabetic nephropathy is provided.

Means for Solving the Problems

[0016]

The present inventors have conducted extensive studies on a compound having an EP4 receptor antagonistic activity, and have found that a compound of the formula (I) exhibits excellent effectiveness, thereby completing the present invention.

That is, the present invention is related to the compound of the formula (I) or a salt thereof, and a pharmaceutical composition comprising the compound of the formula (I) or a salt thereof and a pharmaceutically acceptable excipient.

[0017]

[Chem. 12]

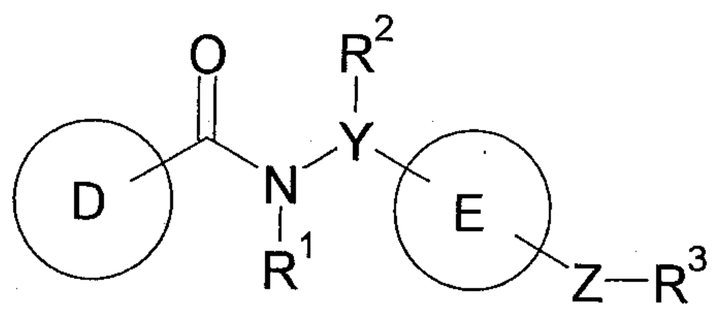

(I)

(wherein

Ring D is a group of the formula (II), the formula (III), the formula (IV), the formula (V), or the formula (VI),

[Chem. 13]

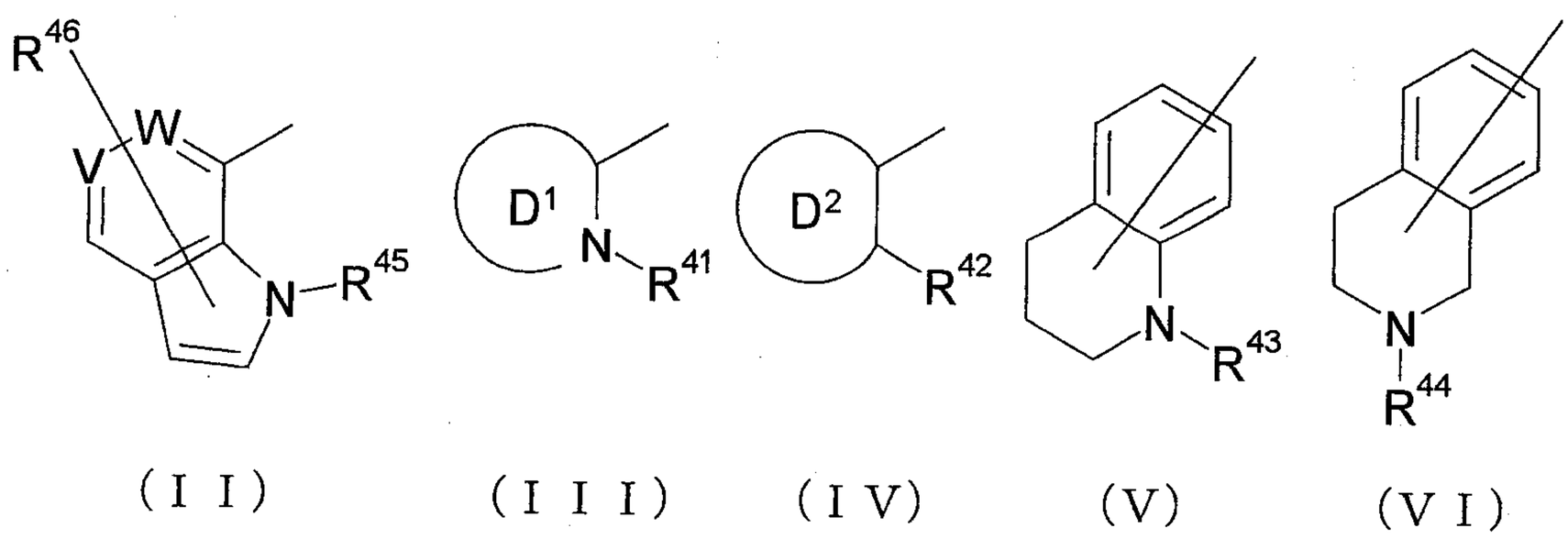

(II) (III) (IV) (V) (VI)

Ring D^1 is a monocyclic or bicyclic nitrogen-containing hetero ring which may be substituted with phenyl,

Ring D^2 is aryl, a hetero ring, or C_{3-10} cycloalkyl,

R^{41}, R^{42}, R^{43}, and R^{44} are the same as or different from each other, and are each $-X^2-B^4$,

R^{45} is $-X^1-B^5$,

R^{46} is -H, halogen, C_{1-6} alkyl which may be substituted with one or more halogens, or -O-C_{1-6} alkyl,

V and W are the same as or different from each other, and are CH or N, provided that there is no case where V and W are N at the same time,

X^1 is a bond, C_{1-6} alkylene, (C_{1-6} alkylene)-CONH-, (C_{1-6} alkylene)-O-, (C_{1-6} alkylene)-O-(C_{1-6} alkylene), or C_{2-6} alkenylene,

X^2 is a bond, C_{1-6} alkylene, (C_{1-6} alkylene)-CONH-, (C_{1-6} alkylene)-O-, (C_{1-6} alkylene)-O-(C_{1-6} alkylene), C_{2-6} alkenylene, -O-, -S-, -NH-, -N(C_{1-6} alkylene)-, -N(C_{1-6} alkylene)-(C_{1-6} alkylene), or -O-(C_{1-6} alkylene),

B^4 is aryl, a hetero ring, or C_{3-10} cycloalkyl, each of which may be substituted with the same or different 1 to 5 groups selected from R^4,

R^4 is a group consisting of halogen, -OH, -O-(C_{1-6} alkyl), -O-(C_{1-6} alkylene)-O-(C_{1-6} alkyl), aryl which may be substituted, a hetero ring which may be substituted, (C_{1-6} alkylene)-aryl, (C_{1-6} alkylene)-hetero ring, -O-(C_{1-6} alkylene)-aryl, and -O-(C_{1-6} alkylene)-hetero ring,

B^5 represents (i) a bicyclic hetero ring which may be substituted with one or more groups selected from the group consisting of halogen and C_{1-6} alkyl, or (ii) monocyclic aryl, a monocyclic hetero ring, or C_{3-10} monocyclic cycloalkyl, each of which is substituted with the same or different 1 to 5 groups selected from R^5,

R^5 is a group consisting of halogen, -OH, -O-(C_{1-6} alkyl), -O-(C_{1-6} alkylene)-O-(C_{1-6} alkyl), aryl which may be substituted, a hetero ring which may be substituted, (C_{1-6} alkylene)-aryl, (C_{1-6} alkylene)-hetero ring, -O-(C_{1-6} alkylene)-aryl, and -O-(C_{1-6} alkylene)-hetero ring: provided that when X^1 is a bond, methylene, or ethylene, Y is CH, R^2 is methyl, Ring E is phenylene, Z is a bond, and R^3 is -CO_2H; R^5 is a group consisting of -OH, -O-(C_{1-6} alkyl), -O-(C_{1-6} alkylene)-O-(C_{1-6} alkyl), aryl which may be substituted, a hetero ring which may be substituted, (C_{1-6} alkylene)-aryl, (C_{1-6} alkylene)-hetero ring, -O-(C_{1-6} alkylene)-aryl, and -O-(C_{1-6} alkylene)-hetero ring,

Ring E is phenylene or C_{5-7} cycloalkanediyl,

R^1 and R^2 are the same as or different from each other, and are H or C_{1-6} alkyl, provided that when R^5 is a bicyclic hetero ring which may be substituted, R^2 is -H,

Y is CH or N,

Z is a bond or C_{1-6} alkylene, and

R^3 is -CO_2H or a biological equivalent thereof,

provided that when Ring D is phenyl which may be substituted or pyridyl which may be substituted, Y is CH, and Z is a bond, R^3 represents a group other than -CO_2H, tetrazolyl, and sulfonamide).

[0018]

In this connection, unless otherwise specifically described, when a symbol in a chemical formula in the present specification is used in other chemical formulae, the symbol represents the same meaning.

[0019]

Furthermore, the present invention relates to a pharmaceutical composition for preventing or treating chronic renal failure and/or diabetic nephropathy, which contains the compound of the formula (I) or a salt thereof. In this connection, this pharmaceutical composition includes an agent for preventing or treating chronic renal failure and/or diabetic nephropathy, which contains the compound of the formula (I) or a salt thereof.

Furthermore, the present invention relates to use of the compound of the formula (I) or a salt thereof for the manufacture of a pharmaceutical composition for preventing or treating chronic renal failure and/or diabetic nephropathy, the compound of the formula (I) or a salt thereof for use in the prevention and treatment of chronic renal failure and/or diabetic nephropathy, and a method for preventing or treating chronic renal failure and/or diabetic nephropathy, comprising administering an effective amount of the compound of the formula (I) or a salt thereof to a subject. In this connection, the "subject" is a human or a non-human animal in need of the prevention or treatment, and in a certain embodiment, is a human in need of the prevention or treatment.

Effects of the Invention

[0020]

The compound of the formula (I) or a salt thereof has an EP4 receptor antagonistic activity, and can be used as an active ingredient of a pharmaceutical composition for preventing and/or treating chronic renal failure and/or diabetic nephropathy.

Mode for Carrying Out the Invention

[0021]

Hereinbelow, the present invention will be described in detail.

In the present specification, the "alkyl" includes linear alkyl and branched alkyl. Thus, the C_{1-6} alkyl is a linear or branched alkyl having 1 to 6 carbon atoms, and specifically, for example, methyl, ethyl, n-propyl, isopropyl, n-butyl, isobutyl, sec-butyl, tert-butyl, n-pentyl, n-hexyl, or the like. In a certain embodiment, it is methyl, ethyl, n-propyl, or isopropyl, in a further embodiment, methyl, or ethyl, and in yet another embodiment, methyl.

[0022]

The "alkylene" is a divalent group formed by removing any one of the hydrogen atoms of the "alkyl" above. Thus, the C_{1-6} alkylene is a linear or branched alkylene

having 1 to 6 carbon atoms, and specifically, for example, methylene, ethylene, trimethylene, or the like, and in a further embodiment, methylene.

The "alkenylene" is a divalent group in which any one or more single bonds in the "alkylene" above are double bonds, and thus, the C_{2-6} alkenylene is linear or branched alkenylene having 2 to 6 carbon atoms, and specifically, for example, vinylene, propenylene, isopropenylene, or the like, and in a further embodiment, vinylene.

[0023]

The "halogen" means F, Cl, Br, or I.

Thus, the "C_{1-6} alkyl which may be substituted with one or more halogens" is, in addition to C_{1-6} alkyl which is not substituted with halogen, C_{1-6} alkyl which is substituted with one or more halogens which are the same or different, and specifically, for example, trifluoromethyl, fluoromethyl, difluoromethyl, 2-fluoroethyl, 3-fluoropropyl, or the like.

[0024]

The "cycloalkyl" is a saturated hydrocarbon ring group, which may be bridged or may be condensed with a benzene ring. Thus, the C_{3-10} cycloalkyl is a saturated carbon ring having 3 to 10 carbon atoms, and specifically, for example, cyclopropyl, cyclobutyl, cyclopentyl, cyclohexyl, cycloheptyl, cyclooctyl, cyclodecanyl, norbornyl, bicyclo[2.2.2]octyl, adamantyl, indanyl, 1,2,3,4-tetrahydronaphthyl, or the like. In a certain embodiment, it is C_{3-6} cycloalkyl, and in yet another embodiment, C_{5-6} cycloalkyl. The "monocyclic cycloalkyl" means a monocyclic saturated hydrocarbon ring group, and thus, the C_{3-10} monocyclic cycloalkyl is specifically, for example, cyclopropyl, cyclobutyl, cyclopentyl, cyclohexyl, or the like. The "cycloalkanediyl" is a divalent group formed by removing any one of the hydrogen atoms of the "cycloalkyl" above. Thus, the C_{5-7} cycloalkanediyl is specifically, for example, cyclopentane-1,3-diyl, cyclohexane-1,3-diyl, cyclohexane-1,4-diyl, cycloheptane-1,3-diyl, or cycloheptane-1,4-diyl, and in a certain embodiment, cyclohexane-1,4-diyl.

[0025]

The "aryl" is a C_{6-14} mono- to tricyclic aromatic hydrocarbon ring group, and includes a partially hydrogenated ring group thereof. It is specifically, for example, phenyl, naphthyl, tetrahydronaphthyl, indanyl, indenyl, or the like. In a certain embodiment, it is phenyl or naphthyl, and in a further embodiment, phenyl. The "monocyclic aryl" means a monocyclic aromatic hydrocarbon ring group, and specifically, for example, phenyl.

[0026]

The "hetero ring" means a ring group containing i) a monocyclic 3- to 8-membered ring containing 1 to 4 hetero atoms selected from oxygen, sulfur, and nitrogen, and in a certain embodiment, a 5- to 7-membered hetero ring, and ii) a bi- to tricyclic hetero ring containing 1 to 5 hetero atoms selected from oxygen, sulfur, and nitrogen,

which is formed by condensation of the monocyclic hetero ring and one or two selected from a monocyclic hetero ring, a benzene ring, C_{5-8} cycloalkane, and C_{5-8} cycloalkene. The ring atom, sulfur or nitrogen, may be oxidized to form an oxide or a dioxide.

[0027]

Examples of the "hetero ring" include the following groups.

(1) Monocyclic saturated hetero ring group

i) those containing 1 to 4 nitrogen atoms, specifically azepanyl, diazepanyl, aziridinyl, azetidinyl, pyrrolidinyl, imidazolidinyl, piperidinyl, pyrazolidinyl, piperazinyl, and the like;

ii) those containing 1 to 3 nitrogen atoms and 1 to 2 sulfur atoms and/or 1 to 2 oxygen atoms, specifically a thiomorpholinyl, thiazolidinyl, isothiazolidinyl, oxazolidinyl, morpholinyl, and the like;

iii) those containing 1 to 2 sulfur atoms, specifically tetrahydrothiinyl and the like;

iv) those containing 1 to 2 sulfur atoms and 1 to 2 oxygen atoms, specifically oxathiolane and the like; and

v) those containing 1 to 2 oxygen atoms, specifically oxiranyl, dioxolanyl, oxolanyl, tetrahydropyranyl, 1,4-dioxanyl, and the like;

[0028]

(2) Monocyclic unsaturated hetero ring group

i) those containing 1 to 4 nitrogen atoms, specifically pyrrolyl, imidazolyl, pyrazolyl, pyridyl, dihydropyridyl, pyrimidinyl, pyrazinyl, pyridazinyl, triazolyl, tetrazolyl, dihydrotriazinyl, azepinyl, and the like;

ii) those containing 1 to 3 nitrogen atoms and 1 to 2 sulfur atoms and/or 1 to 2 oxygen atoms, specifically thiazolyl, isothiazolyl, thiadiazolyl, dihydrothiazinyl, oxazolyl, isoxazolyl, oxadiazolyl, oxadinyl, and the like;

iii) those containing 1 to 2 sulfur atoms, specifically thienyl, thiepinyl, dihydrodithiinyl, dihydrodithionyl, and the like;

iv) those containing 1 to 2 sulfur atoms and 1 to 2 oxygen atoms, specifically dihydrooxathiinyl and the like; and

v) those containing 1 to 2 oxygen atoms, specifically furyl, pyranyl, oxepinyl, dioxolyl, and the like;

[0029]

(3) Condensed polycyclic saturated hetero ring group

i) those containing 1 to 5 nitrogen atoms, specifically quinuclidine, 7-azabicyclo[2.2.1]heptyl, 3-azabicyclo[3.2.2]nonanyl, and the like;

ii) those containing 1 to 4 nitrogen atoms, and 1 to 3 sulfur atoms and/or 1 to 3 oxygen atoms, specifically trithiadiazaindenyldioxoloimidazolidinyl and the like; and

iii) those containing 1 to 3 sulfur atoms and/or 1 to 3 oxygen atoms, specifically 2,6-dioxabicyclo[3.2.2]oct-7-yl and the like;

[0030]

(4) Condensed polycyclic unsaturated hetero ring group

i) those containing 1 to 5 nitrogen atoms, specifically indolyl, isoindolyl, indolinyl, indolidinyl, benzimidazolyl, quinolyl, tetrahydroquinolyl, isoquinolyl, tetrahydroisoquinolyl, indazolyl, imidazopyridyl, benzotriazolyl, tetrazolopyridazinyl, carbazolyl, quinoxalinyl, dihydroindazolyl, benzopyrimidinyl, naphthyridinyl, quinazolinyl, cinnolinyl, and the like;

ii) those containing 1 to 4 nitrogen atoms, and 1 to 3 sulfur atoms and/or 1 to 3 oxygen atoms, specifically benzothiazolyl, dihydrobenzothiazolyl, benzothiadiazolyl, imidazothiazolyl, imidazothiadiazolyl, benzoxazolyl, benzoxadiazolyl, and the like;

iii) those containing 1 to 3 sulfur atoms, specifically benzothienyl, benzodithiinyl, and the like;

iv) those containing 1 to 3 sulfur atoms and 1 to 3 oxygen atoms, specifically benzoxathiinyl, phenoxadinyl, and the like; and

v) those containing 1 to 3 oxygen atoms, specifically benzodioxolyl, benzofuranyl, isobenzofuranyl, chromenyl, benzodihydrofuranyl, and the like.

[0031]

The "nitrogen-containing hetero ring" means, among the aforementioned hetero rings, a ring group selected from i) and ii) of (1), i) and ii) of (2), i) and ii) of (3), and i) and ii) of (4), and the like. In a certain embodiment, it is a ring group having a bond on the nitrogen atom constituting the ring.

[0032]

Specific examples of the "monocyclic or bicyclic nitrogen-containing hetero ring" in Ring D^1 include pyrrole, pyrrolofuran, pyrrolothiophene, indole, benzimidazole, indazole, and 4,5,6,7-tetrahydroindole.

Specific examples of the "hetero ring" in Ring D^2 include benzothiophene, 4,5,6,7-tetrahydrobenzothiophene, and pyridine.

[0033]

Specific examples of the "hetero ring" in B^4 include quinolyl, isoquinolyl, oxazole, thiazole, and indole.

Specific examples of the "hetero ring" in R^4 include pyridine, thiazole, oxazole, and imidazole.

[0034]

Specific examples of the "bicyclic hetero ring" in B^5 include quinoline, isoquinoline, benzofuran, benzothiophene, benzoxazole, benzothiazole, indole, quinoxaline, naphthylidine, quinazoline, cinnoline, and benzimidazole. In a further

embodiment, the examples include quinoline, isoquinoline, benzofuran, benzothiophene, benzoxazole, and benzothiazole.

Specific examples of the "monocyclic hetero ring" in B^5 include thiazole, oxazole, pyridine, thiophene, furan, pyrrole, imidazole, triazole, oxadiazole, thiadiazole, pyrazine, pyrimidine, pyridazine, piperidine, pyrrolidine, azepan, tetrahydropyran, tetrahydrothiopyran, and piperazine. In a further embodiment, the examples include thiazole, oxazole, pyridine, thiophene, piperidine, and tetrahydropyran.

[0035]

Specific examples of the "hetero ring" in R^5 include piperidine, piperazine, morpholine, thiomorpholine, pyridine, thiazole, oxazole, and imidazole. In a further embodiment, the examples include piperidine.

[0036]

Further, the ring above is described as the name of the ring itself, or a monovalent ring thereof, but if necessary, it may be a monolvalent, divalent, or higher valent ring group formed by removing hydrogen atom(s) at an arbitrary position.

[0037]

The "$-CO_2H$ or a biological equivalent thereof" means $-CO_2H$, or another atom or atom group which has an electronic or steric configuration equivalent to $-CO_2H$, can release acidic protons, and has common biological properties. Examples thereof include $-CO_2H$, hydroxamic acid (-CO-NH-OH, -CO-NH-O-C_{1-6} alkyl), sulfonamide (-NH-SO_2-C_{1-6} alkyl), acylcyanamide (-CO-NH-CN), acyl sulfonamide (-CO-NH-SO_2-C_{1-6} alkyl), -SO_2-NH-CO-C_{1-6} alkyl, or tetrazolyl, oxadiazolonyl, oxadiazolethionyl, oxathiadiazolyl, thiadiazolonyl, triazolethionyl, hydroxyisoxazolyl, and the like, in a further embodiment, the examples include $-CO_2H$, acyl sulfonamide(-CO-NH-SO_2-C_{1-6} alkyl), hydroxamic acid (-CO-NH-OH, -CO-NH-O-C_{1-6} alkyl), and tetrazolyl, and in yet another embodiment, the examples include $-CO_2H$. Further, C_{1-6} alkyl in the biological equivalent of $-CO_2H$ may be substituted with -OH or -O-C_{1-6} alkyl.

[0038]

In the present specification, the expression "may be substituted" means unsubstituted or substituted with the same or different 1 to 5 substituents. In this connection, when there is a plurality of substituents, these substituents may be the same as or different from each other.

[0039]

Examples of the acceptable substituent in "aryl which may be substituted" and the "hetero ring which may be substituted" in R^4 and R^5 include halogen, C_{1-6} alkyl which may be substituted with one or more halogens, -O-(C_{1-6} alkyl which may be substituted with one or more halogens), and -OH.

[0040]

Further, R^{46} in the formula (II) is a substituent which substitutes the hydrogen atoms on the atom constituting the ring, and for example, when V or W represents CH, the hydrogen atom of the CH may be substituted with R^{46}. Thus, the expression "V or W is CH" means a case where the hydrogen atom is substituted with R^{46}, that is, V or W may be $C(-R^{46})$.

[0041]

Certain embodiments of the compound of the formula (I) or a salt thereof are presented below.

[0042]

(1) A compound or a salt thereof, in which Ring D is a group of the formula (II).

[0043]

(2) The compound or a salt thereof, in which R^{46} is -H, fluoro, chloro, methyl, or trifluoromethyl. In another embodiment, the compound or a salt thereof, in which R^{46} is fluoro, chloro, methyl, or trifluoromethyl. In yet another embodiment, the compound or a salt thereof, in which R^{46} is trifluoromethyl. In yet another embodiment, the compound or a salt thereof, in which R^{46} is substituted on the atom constituting the ring represented by V or W (that is, R^{46} is substituted at the 5- or 6-position of the indole). In yet another embodiment, the compound or a salt thereof, in which R^{46} is substituted on the atom constituting the ring represented by V (that is, R^{46} is substituted at the 5-position of the indole). In yet another embodiment, the compound or a salt thereof, in which R^{46} is fluoro, chloro, methyl, or trifluoromethyl substituted on the atom constituting the ring represented by V. In yet another embodiment, the compound or a salt thereof, in which R^{46} is trifluoromethyl substituted on the atom constituting the ring represented by V.

[0044]

(3) The compound or a salt thereof, in which V is CH and W is CH. In another embodiment, the compound or a salt thereof, in which V is N and W is CH. In yet another embodiment, the compound or a salt thereof, in which V is CH and W is N.

[0045]

(4) The compound or a salt thereof, in which X^1 is C_{1-6} alkylene or (C_{1-6} alkylene)-O-. In another embodiment, the compound or a salt thereof, in which X^1 is methylene. In yet another embodiment, the compound or a salt thereof, in which X^1 is $-CH_2CH_2-O-$.

[0046]

(5) The compound or a salt thereof, in which B^5 is a bicyclic hetero ring which may be substituted with one or more groups selected from the group consisting of halogen and C_{1-6} alkyl. In another embodiment, the compound or a salt thereof, in which B^5 is quinolyl, isoquinolyl, benzofuryl, or benzothienyl, each of which may be substituted with one or more groups selected from the group consisting of halogen and C_{1-6} alkyl. In yet another embodiment, the compound or a salt thereof, in which B^5 is quinolyl, isoquinolyl,

benzofuryl, or benzothienyl. In yet another embodiment, the compound or a salt thereof, in which B^5 is quinolyl. In yet another embodiment, the compound or a salt thereof, in which B^5 is isoquinolyl. In yet another embodiment, the compound or a salt thereof, in which B^5 is benzofuryl. In yet another embodiment, the compound or a salt thereof, in which B^5 is benzothienyl. In yet another embodiment, the compound or a salt thereof, in which B^5 is quinolin-2-yl. In yet another embodiment, the compound or a salt thereof, in which B^5 is quinolin-3-yl. In yet another embodiment, the compound or a salt thereof, in which B^5 is quinolin-5-yl. In yet another embodiment, the compound or a salt thereof, in which B^5 is quinolin-6-yl. In yet another embodiment, the compound or a salt thereof, in which B^5 is quinolin-7-yl. In yet another embodiment, the compound or a salt thereof, in which B^5 is quinolin-8-yl. In yet another embodiment, the compound or a salt thereof, in which B^5 is isoquinolin-1-yl. In yet another embodiment, the compound or a salt thereof, in which B^5 is isoquinolin-3-yl. In yet another embodiment, the compound or a salt thereof, in which B^5 is isoquinolin-5-yl. In yet another embodiment, the compound or a salt thereof, in which B^5 is isoquinolin-7-yl. In yet another embodiment, the compound or a salt thereof, in which B^5 is monocyclic aryl, a monocyclic hetero ring, or C_{3-10} monocyclic cycloalkyl, each of which is substituted with group(s) selected from R^5. In yet another embodiment, the compound or a salt thereof, in which B^5 is a phenyl substituted with halogen(s). In yet another embodiment, the compound or a salt thereof, in which B^5 is a monocyclic hetero ring substituted with aryl. In yet another embodiment, the compound or a salt thereof, in which B^5 is thiazolyl substituted with phenyl. In yet another embodiment, the compound or a salt thereof, in which B^5 is pyridyl substituted with phenyl.

[0047]

(6) The compound or a salt thereof, in which Ring E is 1,4-phenylene or cyclohexane-1,4-diyl. In another embodiment, the compound or a salt, in which Ring E is 1,4-phenylene. In yet another embodiment, the compound or a salt in which Ring E is cyclohexane-1,4-diyl.

[0048]

(7) The compound or a salt thereof, in which R^1 is -H.

[0049]

(8) The compound or a salt thereof, in which R^2 is -H or methyl. In another embodiment, the compound or a salt in which R^2 is -H.

[0050]

(9) The compound or a salt thereof, in which Y is CH.

[0051]

(10) The compound or a salt thereof, in which Z is a bond.

[0052]

(11) The compound or a salt thereof, in which R^3 is $-CO_2H$. In another embodiment, the compound or a salt, in which R^3 is a biological equivalent of $-CO_2H$.

[0053]

(12) The compound or a salt thereof which has a combination of two or more of the groups described in (1) to (11) above.

[0054]

The present invention includes the compound or a salt thereof which has a combination of two or more of the groups described in (1) to (11) above, as described in (12), and as specific examples thereof, the following embodiments are also exemplified.

[0055]

(13) The compound or a salt thereof, in which Ring D is a group of the formula (II).

[0056]

(14) The compound or a salt thereof of (13), in which V is CH and W is CH.

[0057]

(15) The compound or a salt thereof of (14), in which Ring E is 1,4-phenylene or cyclohexane-1,4-diyl, Z is a bond, and R^3 is $-CO_2H$.

[0058]

(16) The compound or a salt thereof of (15), in which R^1 is -H and R^2 is -H or methyl.

[0059]

(17) The compound or a salt thereof of (16), in which Y is CH and R^2 is -H.

[0060]

(18) The compound or a salt thereof of (17), in which X^1 is $-CH_2CH_2-O-$ and B^5 is phenyl substituted with halogen(s).

[0061]

(19) The compound or a salt thereof of (18), in which E is 1,4-phenylene.

[0062]

(20) The compound or a salt thereof of (18), in which E is cyclohexane-1,4-diyl.

[0063]

(21) The compound or a salt thereof of (17), in which X^1 is methylene.

[0064]

(22) The compound or a salt thereof of (21), in which E is 1,4-phenylene.

[0065]

(23) The compound or a salt thereof of (21), in which E is cyclohexane-1,4-diyl.

[0066]

(24) The compound or a salt thereof of (22) or (23), in which B^5 is a bicyclic hetero ring which may be substituted with one or more groups selected from the group consisting of halogen and C_{1-6} alkyl.

[0067]

(25) The compound or a salt thereof of (24), in which B^5 is quinolyl, isoquinolyl, benzofuryl, or benzothienyl, each of which may be substituted with one or more groups selected from the group consisting of fluoro, chloro, and methyl.

[0068]

(26) The compound or a salt thereof of (25), in which B^5 is quinolyl which may be substituted with fluoro(s). In another embodiment, the compound or a salt thereof of (25), in which B^5 is quinolin-2-yl which may be substituted with fluoro(s). In yet another embodiment, the compound or a salt thereof of (25), in which B^5 is quinolin-3-yl. In yet another embodiment, the compound or a salt thereof of (25), in which B^5 is quinolin-5-yl. In yet another embodiment, the compound or a salt thereof of (25), in which B^5 is quinolin-6-yl. In yet another embodiment, the compound or a salt thereof of (25), in which B^5 is quinolin-7-yl. In yet another embodiment, the compound or a salt thereof of (25), in which B^5 is quinolin-8-yl.

[0069]

(27) The compound or a salt thereof of (25), in which B^5 is isoquinolyl. In another embodiment, the compound or a salt thereof of (25), in which B^5 is isoquinolin-1-yl. In yet another embodiment, the compound or a salt thereof of (25), in which B^5 is isoquinolin-3-yl. In yet another embodiment, the compound or a salt thereof of (25), in which B^5 is isoquinolin-5-yl. In yet another embodiment, the compound or a salt thereof of (25), in which B^5 is isoquinolin-7-yl.

[0070]

(28) The compound or a salt thereof of (22) or (23), in which B^5 is a monocyclic hetero ring which is substituted with 1 to 5 groups selected from R^5, and R^5 is aryl.

[0071]

(29) The compound or a salt thereof of (28), in which B^5 is thiazolyl and R^5 is phenyl.

[0072]

(30) The compound or a salt thereof of (28), in which B^5 is pyridyl and R^5 is phenyl.

[0073]

Furthermore, specific examples encompassed by the compound of the formula (I) or a salt thereof include the following examples.

4-[({[5-chloro-1-(quinolin-2-ylmethyl)-1H-indol-7-yl]carbonyl}amino)methyl]benzoic acid,

trans-4-[({[5-methyl-1-(quinolin-2-ylmethyl)-1H-indol-7-yl]carbonyl}amino)methyl]cyclohexane carboxylic acid,

trans-4-[({[5-fluoro-1-(quinolin-2-ylmethyl)-1H-indol-7-yl]carbonyl}amino)methyl]cyclohexane carboxylic acid,

4-[({[1-(quinolin-2-ylmethyl)-5-(trifluoromethyl)-1H-indol-7-yl]carbonyl}amino)methyl]benzoic acid,

trans-4-[({[1-(quinolin-2-ylmethyl)-5-(trifluoromethyl)-1H-indol-7-yl]carbonyl}amino)methyl]cyclohexane carboxylic acid,

trans-4-[({[5-chloro-1-(isoquinolin-3-ylmethyl)-1H-indol-7-yl]carbonyl}amino)methyl]cyclohexane carboxylic acid,

trans-4-[({[1-(isoquinolin-3-ylmethyl)-5-(trifluoromethyl)-1H-indol-7-yl]carbonyl}amino)methyl]cyclohexane carboxylic acid,

trans-4-{[({5-chloro-1-[(2-phenyl-1,3-thiazol-4-yl)methyl]-1H-indol-7-yl}carbonyl)amino]methyl}cyclohexane carboxylic acid,

4-{[({5-chloro-1-[2-(4-chlorophenoxy)ethyl]-1H-indol-7-yl}carbonyl)amino]methyl}benzoic acid,

trans-4-{[({5-chloro-1-[2-(4-chlorophenoxy)ethyl]-1H-indol-7-yl}carbonyl)amino]methyl}cyclohexane carboxylic acid,

4-{[({1-[(2-phenyl-1,3-thiazol-4-yl)methyl]-5-(trifluoromethyl)-1H-indol-7-yl}carbonyl)amino]methyl}benzoic acid,

trans-4-{[({1-[(2-phenyl-1,3-thiazol-4-yl)methyl]-5-(trifluoromethyl)-1H-indol-7-yl}carbonyl)amino]methyl}cyclohexane carboxylic acid,

trans-4-{[({1-[(5-phenylpyridin-2-yl)methyl]-5-(trifluoromethyl)-1H-indol-7-yl}carbonyl)amino]methyl}cyclohexane carboxylic acid,

4-{[({1-[2-(4-chlorophenoxy)ethyl]-5-(trifluoromethyl)-1H-indol-7-yl}carbonyl)amino]methyl}benzoic acid,

trans-4-[({[1-(isoquinolin-3-ylmethyl)-5-methyl-1H-indol-7-yl]carbonyl}amino)methyl]cyclohexane carboxylic acid,

trans-4-[({[5-fluoro-1-(isoquinolin-3-ylmethyl)-1H-indol-7-yl]carbonyl}amino)methyl]cyclohexane carboxylic acid,

trans-4-[({[6-fluoro-1-(isoquinolin-3-ylmethyl)-1H-indol-7-yl]carbonyl}amino)methyl]cyclohexane carboxylic acid,

trans-4-[({[1-(1-benzofuran-2-ylmethyl)-5-chloro-1H-indol-7-yl]carbonyl}amino)methyl]cyclohexane carboxylic acid,

trans-4-[({[1-(1-benzofuran-2-ylmethyl)-5-(trifluoromethyl)-1H-indol-7-yl]carbonyl}amino)methyl]cyclohexane carboxylic acid,

trans-4-[({[(5-chloropyridin-2-yl)methyl]-5-(trifluoromethyl)-1H-indol-7-yl}carbonyl)amino]methyl}cyclohexane carboxylic acid, and

trans-4-{[({1-[(5-chloro-1-benzofuran-2-yl)methyl]-5-(trifluoromethyl)-1H-indol-7-yl]carbonyl}amino)methyl]cyclohexane carboxylic acid, and salts thereof.

[0074]

Furthermore, specific examples encompassed by the compound of the formula (I) or a salt thereof also include the following compounds.

4-{(1S)-1-[({1-[2-(4-chlorophenoxy)ethyl]-1H-indol-7-yl}carbonyl)amino]ethyl}benzoic acid,

4-[2-({1-[2-(4-chlorophenoxy)ethyl]-1H-indol-7-yl}carbonyl)-1-methylhydrazino]benzoic acid,

trans-4-[({[5-chloro-1-(quinolin-2-ylmethyl)-1H-indol-7-yl]carbonyl}amino)methyl]cyclohexane carboxylic acid,

trans-4-[({[1-(4-chlorobenzyl)-5-(trifluoromethyl)-1H-indol-7-yl]carbonyl}amino)methyl]cyclohexane carboxylic acid,

trans-4-[({[1-(4-chlorobenzyl)-5-methyl-1H-indol-7-yl]carbonyl}amino)methyl]cyclohexane carboxylic acid,

4-[({[5-methyl-1-(quinolin-2-ylmethyl)-1H-indol-7-yl]carbonyl}amino)methyl]benzoic acid,

4-[({[1-(1-benzofuran-2-ylmethyl)-1H-indol-7-yl]carbonyl}amino)methyl]benzoic acid,

trans-4-[({[1-(1-benzofuran-2-ylmethyl)-1H-indol-7-yl]carbonyl}amino)methyl]cyclohexane carboxylic acid,

trans-4-[({[1-(1-benzothiophen-2-ylmethyl)-1H-indol-7-yl]carbonyl}amino)methyl]cyclohexane carboxylic acid,

4-[1-methyl-2-({1-[(2-phenyl-1,3-thiazol-4-yl)methyl]-1H-indol-7-yl}carbonyl)hydrazino]benzoic acid,

4-{[({5-chloro-1-[(2-phenyl-1,3-thiazol-4-yl)methyl]-1H-indol-7-yl}carbonyl)amino]methyl}benzoic acid,

and salts thereof.

[0075]

With regard to some of the compounds of the formula (I) or salts thereof, tautomers or geometrical isomers thereof can be existed, depending on the kinds of the substituents. In the present specification, the compound of the formula (I) or a salt thereof may be described in only one form of isomers, but the present invention includes other isomers, isolated forms of the isomers, or a mixture thereof.

Furthermore, some of the compounds of the formula (I) or salts thereof, may have asymmetric carbon atoms or asymmetries, and correspondingly, the optical isomers thereof can be existed. The present invention includes the isolated form of the optical isomer of the compound of the formula (I) or a salt thereof or a mixture thereof.

[0076]

Additionally, pharmaceutically acceptable prodrugs of the compound of the formula (I) or a salt thereof are also included in the present invention. The pharmaceutically acceptable prodrug refers to a compound having a group which can be converted into an amino group, a hydroxyl group, a carboxyl group, or the like, by solvolysis or under a physiological condition. Examples of the groups for forming a prodrug include those as described in Prog. Med., 5, 2157-2161 (1985) or "Pharmaceutical Research and Development" (Hirokawa Publishing Company, 1990), vol. 7, Drug Design, 163-198.

[0077]

Furthermore, the salt of the compound of the formula (I) is a pharmaceutically acceptable salt of the compound of the formula (I), and some of the compounds of the formula (I) may form an acid addition salt or a salt with a base, depending on the kinds of the substituents. Specifically, examples thereof include acid addition salts with inorganic acids such as hydrochloric acid, hydrobromic acid, hydroiodic acid, sulfuric acid, nitric acid, phosphoric acid, and the like, and with organic acids such as formic acid, acetic acid, propionic acid, oxalic acid, malonic acid, succinic acid, fumaric acid, maleic acid, lactic acid, malic acid, mandelic acid, tartaric acid, dibenzoyl tartaric acid, ditolyl tartaric acid, citric acid, methanesulfonic acid, ethanesulfonic acid, benzenesulfonic acid, p-toluenesulfonic acid, aspartic acid, glutamic acid, and the like, and salts with inorganic bases such as sodium, potassium, magnesium, calcium, aluminum, and the like, and with organic bases such as methylamine, ethylamine, ethanolamine, lysine, ornithine, and the like, salts with various amino acids such as acetyl leucine and the like or derivatives of amino acids, ammonium salts, and others.

[0078]

Additionally, the present invention also includes various hydrates or solvates, and polymorphism of the compound of the formula (I) and a salt thereof. Furthermore, the present invention also includes the compounds labeled with various radioactive or non-radioactive isotopes.

[0079]

(Production Processes)

The compound of the formula (I) or a salt thereof can be prepared by applying various known synthetic methods, using the characteristics based on their basic structures or the kinds of the substituents. At this time, depending on the types of the functional groups, it is in some cases effective from the viewpoint of the preparation techniques to protect the functional group with an appropriate protecting group (a group which is capable of being easily converted into the functional group), during the steps from starting materials to intermediates. Examples of the protecting group include the protective

groups as described in "Greene's Protective Groups in Organic Synthesis (4th edition, 2006)", edited by P. G. M. Wuts and T. W. Greene, and the like, which may be appropriately selected and used depending on the reaction conditions. In these methods, a desired compound can be obtained by introducing the protecting group to carry out the reaction, and then, if desired, removing the protecting group.

Additionally, the prodrug of the compound of the formula (I) or a salt thereof can be prepared by introducing a specific group during the steps from starting materials to intermediates, in the same manner as for the above protecting groups, or by further carrying out the reaction using the obtained compound of the formula (I) or a salt thereof. The reaction can be carried out by applying a method known by a person skilled in the art, such as general esterification, amidation, dehydration, and the like.

[0080]

Hereinbelow, typical production processes of the compound of the formula (I) will be described. Each of the production processes can also be carried out with reference to the documents appended to the description herein. In this connection, the production process of the compound of the formula (I) is not limited to the examples as shown below.

[0081]

(Production Process 1)

[Chem. 14]

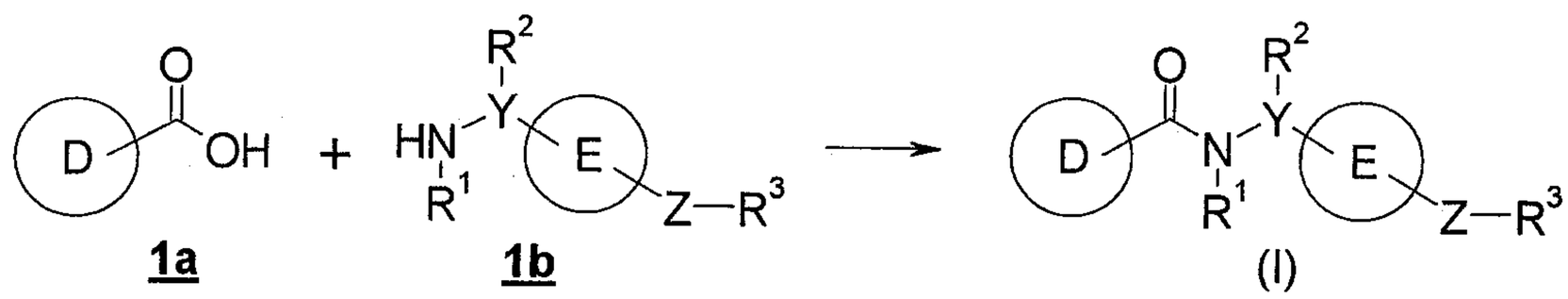

The present production process is a method for obtaining the compound of the formula (I) by reacting a compound 1a with a compound 1b.

The reaction is carried out using an equivalent amount of the compound 1a and the compound 1b or an excessive amount of either thereof, by stirring under cooling to under heating, preferably at -20°C to 60°C, usually for 0.1 hour to 5 days, in a solvent which is inert to the reaction, in the presence of a condensing agent. Here, the solvent is not particularly limited, but examples thereof include aromatic hydrocarbons such as benzene, toluene, xylene, or the like, halogenated hydrocarbons such as dichloromethane (DCM), 1,2-dichloroethane (DCE), chloroform, or the like, ethers such as diethyl ether, tetrahydrofuran (THF), dioxane, dimethoxyethane (DME), and the like, N,N-dimethylformamide (DMF), dimethylsulfoxide (DMSO), ethyl acetate, acetonitrile, water, or a mixture thereof. As the condensing agent, 1-[bis(dimethylamino)methylene]-1H-1,2,3-triazolo[4,5-b]pyridin-1-ium-3-oxide hexafluorophosphate (HATU), 1-(3-dimethylaminopropyl)-3-ethylcarbodiimide hydrochloride (EDCI·HCl),

dicyclohexylcarbodiimide (DCC), 1,1'-carbonyldiimidazole (CDI), diphenylphosphoric azide, phosphorus oxychloride, a condensing agent-carrying polystyrene resin, for example, a PS-carbodiimide (Argonaut Technologies, Inc., USA), or the like may be preferably used in some cases, but is not limited thereto. It may be preferable in some cases for the reaction to use an additive such as, for example, 1-hydroxybenzotriazole (HOBt) and the like, and it may be advantageous in some cases for the smooth progress of the reaction to carry out the reaction in the presence of, for example, an organic base such as triethylamine, N,N-diisopropylethylamine (DIPEA), N-methylmorpholine, and the like, or an inorganic base such as potassium carbonate, sodium carbonate, potassium hydroxide, and the like. Also, it is preferable to use an isocyanate-carrying polystyrene resin, for example, PS-Isocyanate (Argonaut Technologies, Inc., USA) and the like, in order to remove an excessive amine after completion of the reaction. In addition, a quaternary ammonium salt-carrying polystyrene resin, for example, MP-Carbonate (Argonaut Technologies, Inc., USA) and the like can be used, in order to remove excessive carboxylic acid and the aforementioned additives, and the like, after completion of the reaction.

Furthermore, a method, in which the compound 1a is lead into a reactive derivative thereof, and then the reactive derivative is reacted with the compound 1b, can also be used. Here, examples of the reactive derivative of the compound 1a include acid halides obtained by the reaction with a halogenating agent such as phosphorus oxychloride, thionyl chloride, and the like, mixed acid anhydrides obtained by the reaction with isobutyl chloroformate or the like, active esters obtained by condensation with HOBt or the like, and others. The reaction of these reactive derivatives and the compound 1b can be carried out under cooling to under heating, preferably at -20°C to 60°C, in a solvent which is inert to the reaction, such as halogenated hydrocarbons, aromatic hydrocarbons, ethers, and the like.

Furthermore, by subjecting to a hydrolysis condition, the compound in which R^3 is a carboxylic ester can be derived to the compound of the formula (I) in which R^3 is a carboxylic acid can be obtained. Similarly, by subjecting the compound of the formula (I) in which R^3 is a substituent having a protecting group to a suitable deprotection condition, the compound of the formula (I) having a substituent from which the protecting group is removed as R^3 can be derived.

[0082]

(Production Process 2)

[Chem. 15]

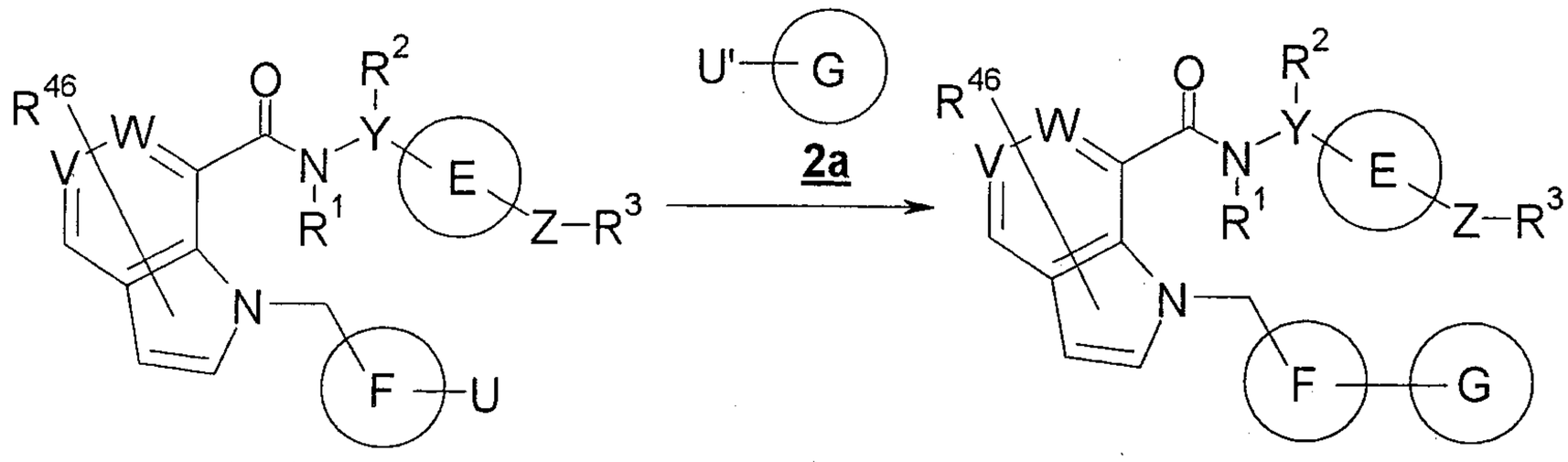

(I-a) (I-b)

(In the formula, Ring F represents a monocyclic or bicyclic hetero ring or monocyclic aryl, U represents a leaving group, and U' represents $-B(OH)_2$ or -B(OL)OL'. Here, L and L' are the same as or different from each other and represent C_{1-6} alkyl, or L and L' may be combined to represent C_{2-6} alkylene.)

The compound (I-b) of the present invention can be obtained by a coupling reaction of the compound (I-a) and the compound 2a.

Examples of the leaving group represented by U include halogen, methanesulfonyloxy, p-toluenesulfonyloxy, and trifluoromethanesulfonyloxy groups, and the like.

This reaction is carried out using an equivalent amount of the compound (I-a) and the compound 2a or an excessive amount of either thereof, by stirring the mixture at room temperature to under heating with reflux in a solvent which is inert to the reaction, usually for 0.1 hour to 5 days, in the presence of a base and a palladium catalyst. This reaction is preferably carried out under an inert gas atmosphere. The solvent as used herein is not particularly limited, but examples thereof include aromatic hydrocarbons, ethers, halogenated hydrocarbons, alcohols such as methanol, ethanol, 2-propanol, butanol, and the like, DMF, DMSO, water, and a mixed solvent thereof. As the base, an inorganic base such as sodium carbonate, potassium carbonate, sodium hydroxide, and the like can be used. As the palladium catalyst, tetrakis(triphenylphosphine) palladium, dichlorobis(triphenylphosphine) palladium, palladium chloride-1,1'-bis(diphenylphosphino)ferrocene, or the like can be used. Further, "Metal-Catalyzed Cross-Coupling Reactions" edited by A. d. Meijere and F. Diederich, 1st Edition, VCH Publishers Inc., 1997, or "Jikken Kagaku koza (Courses in Experimental Chemistry) (5th Edition)" edited by The Chemical Society of Japan, vol. 13 (2005) (Maruzen) can be referenced to.

[0083]

(Starting Material Synthesis)

Starting Material Production Process 1

[Chem. 16]

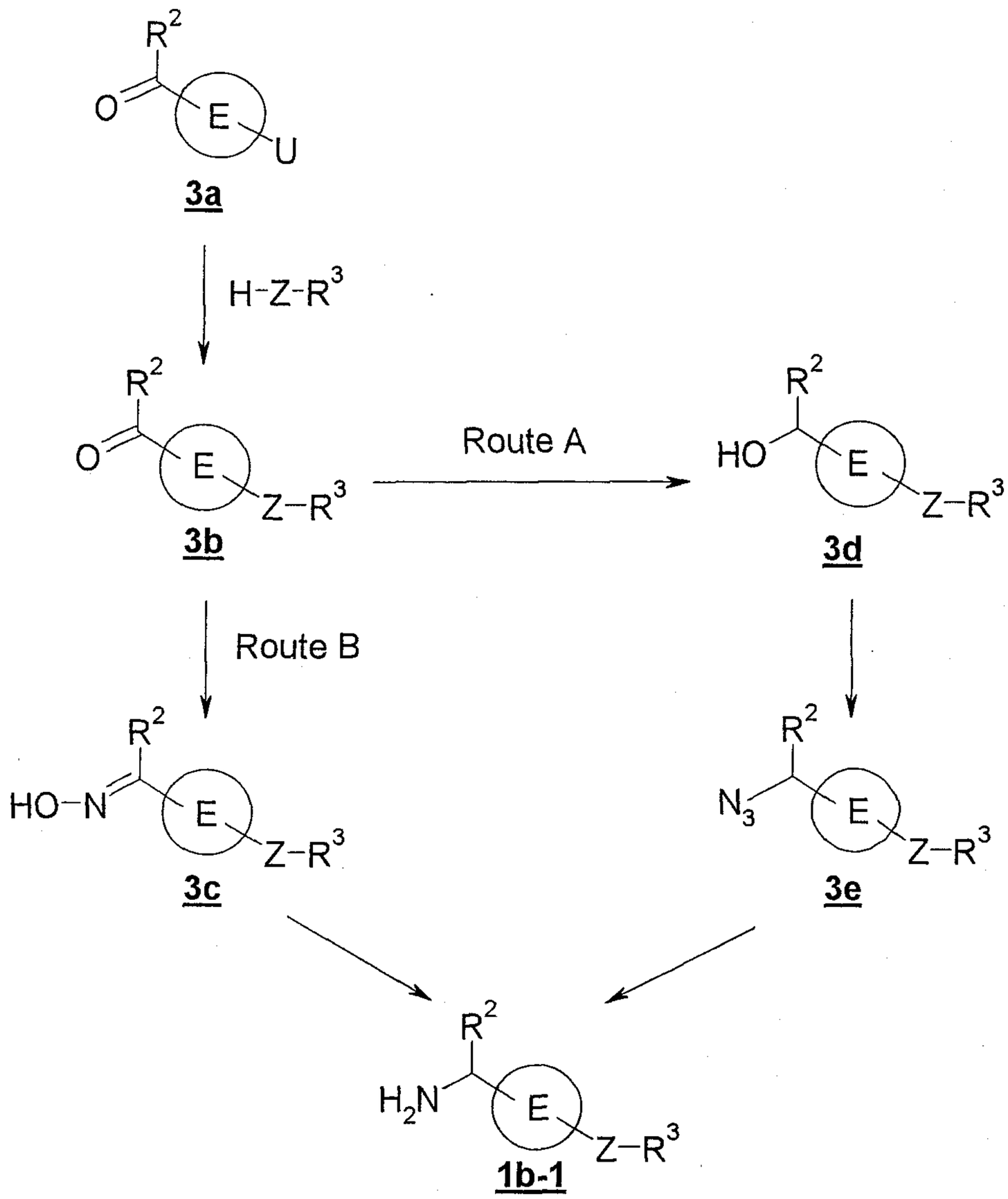

A starting material compound 1b-1 can be prepared by using a compound 3a as a starting material, depending on the type of the substituent, by either of the route A and route B above. Route A is a method in which the compound 3b is reduced into a compound 3d, which is subjected to azidation and reduction to an amino group, thereby preparing the starting material compound 1b-1. On the other hand, Route B is a method in which the, compound 3b is subjected to oximation, followed by reduction, thereby preparing the starting material compound 1b-1.

[0084]

Starting Material Production Process 2

[Chem. 17]

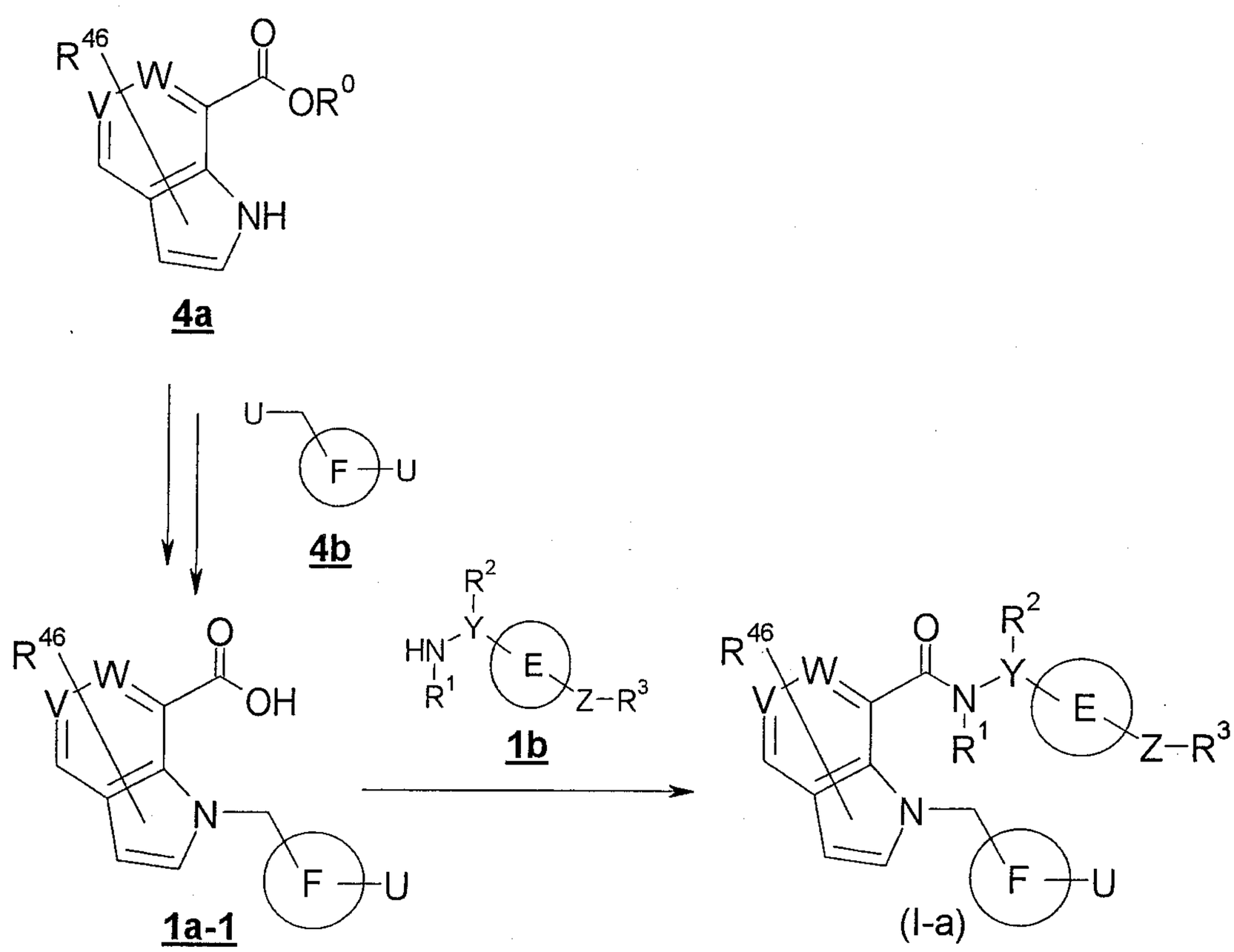

The compound 1a-1 can be prepared by an N-alkylation reaction and ester hydrolysis of a compound 4a and a compound 4b. The compound (I-a) can be prepared by an amidation reaction of the compound 1a-1 and the compound 1b.

[0085]

The compound of the formula (I) is isolated and purified as their free compounds, salts thereof, hydrates, solvates, or polymorphic substances. The salt of the compound of the formula (I) can be prepared by subjecting to a conventional salt formation reaction.

Isolation and purification can be carried out by employing general chemical operations such as extraction, fractional crystallization, various types of fractional chromatography, and the like.

Various isomers can be prepared by selecting a suitable starting compound or separated by making use of the difference in the physicochemical properties among the isomers. For example, the optical isomers can be obtained by means of general optical resolution methods of racemic compounds (for example, by fractional crystallization introducing the compound into diastereomer salts with optically active bases or acids, chromatography using a chiral column or the like, and others), or can also be prepared from a suitable optically active starting compound.

[0086]

The pharmacological activity of the compound of the formula (I) or a salt thereof was confirmed by the following test.

[0087]

Test Example 1: Evaluation test of rat EP4 receptor affinity

Cell culturing and transfection

Using a 10 cm collagen-coated dish (Asahi Glass), HEK293 cells were cultured in D-MEM culture medium, the culture medium was removed at a confluence (90 to 100% density state) and washed with a phosphate buffer saline (PBS), and then the cells were detached with N,N,N',N'-tetrakis(carboxymethyl)ethylenediamine (EDTA). The number of the cells were counted and seeded on a 15 cm collagen-coated dish to a confluence of 70%. On the next day, to an Opti-MEM culture medium at 1.2 mL/dish was added Lipofectamine 2000 (Invitrogen) at 60 μL/dish, followed by leaving to stand at room temperature for 5 minutes. A plasmid in which rat EP4 (Sequence Number 1) had been inserted into a TA cloning site of pcDNA3.1-V5-His-topo was added thereto at 15 μg/dish. After leaving to stand at room temperature for 30 minutes, the resultant was added to the dish and cultured for 20 to 24 hours. The cell culture was carried out in a CO_2 incubator (37°C, 5% CO_2).

Preparation of membrane fraction

The culture medium was removed by suction, 10 mL of cooled PBS was added thereto per 15 cm dish, and the cells were scraped using a cell scraper (Sumitomo Bakelite). They were washed with cooled PBS (1,200 rpm, 4°C, 5 min), and then suspended in 6 mL of cooled 20 mM Tris-HCl (pH 7.4; Nakalai Tesque Inc., including 5 mM EDTA (Nakalai Tesque Inc.) per dish and the resultant was homogenized using a Polytron and the homogenate was centrifuged (26,000 rpm, 20 min, 4°C). The obtained precipitate was resuspended in cooled 20 mM Tris-HCl and homogenized again using a Polytron, and the homogenate was centrifuged (26,000 rpm, 20 min, 4°C). The obtained precipitate was resuspended in 50 mM HEPES (pH 7.5; Dojindo Laboratories) at 1 mL per dish, homogenized using a Polytron, and freeze-stored at -80°C as a membrane fraction. At this time, a part thereof was used for the measurement of the protein concentration. Measurement of the protein concentration was carried out in duplicate using a Bio-Rad Protein assay kit (Bio-Rad Laboratories) in accordance with the appended standard Protocol.

Binding Assay

[^{3}H]PGE2 50 μL (final concentration 0.3 nM; Perkin Elmer), 100 μL(20 μg/well) of a membrane fraction prepared from the rat EP4 expression cell and 50 μL of a test compound were mixed in a 96-well microplate (Sumitomo Bakelite), incubated at room temperature for 1 hour, filtered by suction on a UniFilter-96 GF/B (Perkin Elmer) using a FilterMate Harvester (Perkin Elmer), and then washed three times with 300 μL/well of a cooled assay buffer. Dilution of [^{3}H]PGE2 and the membrane fraction was carried out using an assay buffer (50 mM HEPES, 10 mM $MgCl_2$), and dilution of the test compound and the unlabeled PGE2 was carried out using DMSO and an assay buffer. Further, in the

case of the addition of a human serum albumin (HSA), dilution was carried out using an assay buffer containing 4% HSA (final concentration 1%; Sigma). The UniFilter-96 GF/B was treated preliminarily by washing twice with 200 μL/well of a cooled assay buffer. The UniFilter-96 GF/B after filtration was dried in a dryer overnight, 50 μL/well of MicroScint20 (Perkin Elmer) was added thereto, and then the radioactivity was measured using a TopCount (Perkin Elmer). For measurement of the non-specific binding, an unlabeled PGE2 (final concentration 1 μM; Cayman) was added. All of the measurements were carried out in duplicate, and the specific binding amount was determined by subtracting the non-specific binding amount from the total binding amount. The Ki value was calculated according to the general methods.

The Ki values of several compounds of the formula (I) are shown in Table 1. In thie connection, Ex represents the below-described Example Compound number.

[0088]

[Table 1]

Ex	Ki (nM)
3	0.76
4	0.82
6	31
23	0.35
32	12
52	1.8
53	1.4
57	0.85
69	1.4
96	1.7
115	1.0
124	1.4
132	2.6
137	9.1
140	0.61

Ex	Ki (nM)
143	1.0
146	1.8
159	2.1
164	6.3
187	0.75
188	1.2
206	1.2
207	1.1
208	1.8
209	1.9
210	1.3
211	1.7
212	2.4
213	2.0
214	2.2

Ex	Ki (nM)
215	2.6
216	16
217	3.0
218	2.9
219	3.3
220	16
222	2.8
223	3.5
224	2.1
225	2.1
226	2.8
227	1.7
228	2.1
229	3.9
231	1.4

[0089]

Test Example 2: Evaluation test of EP4 receptor antagonistic activity by measurement of cAMP amount in human Jurkat cells

Cell Culturing

Jurkat cells (derived from human leukemia T lymphoma) were cultured with RPMI1640 (added with 10% fetal bovine serum) using a F75 flask. After proliferation to

semiconfluency, indomethacin having a final concentration of 5 μM was added thereto, and the cells were further cultured for 18 hours. The cells were collected in a 15-mL Spitz tube, prepared to be 1×10^6 cells/mL using a Cell Banker (Mitsubishi Kagaku Iatron), and stored at -80°C until used for assay. The cells were cultured in a CO_2 incubator (37°C, 5% CO_2).

HTRF Assay

A cAMP HiRange kit (Cisbio international) was used for cAMP measurement. A test compound, PGE2, and the cells were diluted and prepared with an assay buffer. The test compound was prepared to have a 3-fold concentration relative to the final concentration, PGE2 was prepared to be 300 nM, and the Jurkat cells frozen stored were prepared to be 1×10^6 cells/mL by thawing them at 37°C. To a 384-well U-bottom black microplate (Corning) were added the test compound, the cells, and PGE2 in this order in each in an amount of 5 μL, followed by shaking with a plate shaker and incubating at room temperature for 30 minutes. After incubation, 5 μL of a d2 reagent which had been diluted 0.6-fold with a lysis buffer was added to each well, followed by shaking with a plate shaker. Subsequently, 5 μL of an europium cryptate reagent which had been diluted 0.6-fold with a lysis buffer was added to each well, followed by shaking with a plate shaker and incubating at room temperature for 60 minutes under light shielding. After incubation, the fluorescence of the cryptate at 620 nm and the fluorescence of the d2 at 655 nm were measured using ARVO1420 (PerkinElmer). The cAMPs of 280, 70, 17.5, 4.38, 1.09, 0.27, and 0.068 nM were measured simultaneously for creating a standard curve. All measurements were performed in quadruplicate, and inhibitory rates were calculated by determining the cAMP amount of each test sample to the value obtained by subtracting the cAMP amount of the group without addition of PGE2 from the cAMP amount of the group with addition of PGE2 of 100 nM. IC_{50} values were calculated by a Logistic regression method.

In this connection, as the "assay buffer" and "lysis buffer" above, those as shown below were used:

Assay buffer; 1×HBSS (Hanks buffered salt solution, Nissui Pharmaceutical Co., Ltd.), 20 mM HEPES (pH 7.4, Nakarai Tesque), 0.5 mM IBMX (3-isobutyl-1-methylxanthine, WAKO), 0.02% CHAPS (Sigma), 0.1% Bovine serum albumin (Sigma), 2 μM Indomethacin (Sigma)

Lysis buffer; 50 mM $NaPO_4$, 0.8 M KF, 1% Triton X-100, 0.2% Bovine serum albumin

As the results of evaluation, the compounds of Example 3, Example 53, Example 57, and Example 124 showed IC_{50} values of 0.11 nM, 0.094 nM, 0.037 nM, and 0.15 nM, respectively.

[0090]

Test Example 3: Evaluation test of rat EP4 receptor antagonistic activity by measurement of cAMP amount

rEP4 cAMP HTRF Assay

CHO cells in which rat EP4 had been forced to be expressed were seeded in 96-well plates at 2×10^4 cells/100 μL and cultured overnight. The culture medium was replaced with 2 μM Indomethacin/0.1% BSA/alpha-MEM, and further, after 60 minutes, replaced with 1 mM IBMX/2 μM Indomethacin/0.1% BSA/alpha-MEM. After 10 minutes, the test compound was added, and further, after 10 minutes, PGE2 was added at a final concentration of 100 nM. The cells were cultured and reacted in a CO_2 incubator (37°C, 5% CO_2). After 30 minutes, the culture medium was removed and 100 μL/well of 0.2% Triton X-PBS was added for lysis of the cells. The cAMP contained in this cell lysis solution was measured with a cAMP HiRange kit (Cisbio international). The cell lysis solution was disperesed at 10 μL each into a 384-well U-bottom black microplate (Corning), and a d2 reagent and an europium cryptate reagent were added in this order to each well, each in an amount of 5 μL. It was incubated at room temperature for 60 minutes under light shielding. After incubation, the fluorescence of the cryptate at 620 nm and the fluorescence of the d2 at 655 nm were measured using ARVO1420 (PerkinElmer). The cAMPs of 280, 70, 17.5, 4.38, 1.09, 0.27, and 0.068 nM were measured simultaneously for creating a standard curve. The inhibitory rates were calculated by determining the cAMP amount of each test sample to the value obtained by subtracting the cAMP amount of the group without addition of PGE2 from the cAMP amount of the group with addition of PGE2 of 100 nM. IC_{50} values are calculated by a Logistic regression method.

As the results of evaluation, the compounds of Example 3, Example 53, Example 57, and Example 124 showed IC_{50} values of 0.99 nM, 0.90 nM, 0.76 nM, and 1.1 nM, respectively.

[0091]

Test Example 4: Evaluation test of in vivo rat EP4 receptor antagonistic activity

A solution of PEG 400:20% Tween 80:aqueous 1 M $NaHCO_3$ solution=1:4:5 of a test compound was orally administered to a SD rat (male, 6-week old) under non-fasting conditions, and after 1 hour, ONO-4819 was administered subcutaneously to the back of the rat. After 30 minutes, Lipopolysaccharide (LPS, 0.01 mg/kg) was administered to the tail vein without anesthesia, and after 60 minutes, 0.5 mL of heparin blood was collected from the fundus under ether anesthesia. The blood sample was centrifuged (3000 rpm, 10 minutes) to separate the plasma, and then the TNF-α concentration in the rat plasma was measured by an ELISA kit (see Hepatology Research Journal, vol. 21, 252-260, 2001). A value obtained by subtracting the TNF-α concentration of the group treated with ONO-

4819 from the TNF-α concentration of the group not treated with ONO-4819 was taken as 100%, and the inhibitory rates to the value were calculated for the test compounds.

The inhibitory rates of several compounds of the formula (I) are shown in Table 2. In this connection, Ex represents the below-described Example compound number.

[0092]

[Table 2]

Ex	Inhibitory rate (%)	Dose (mg/kg)
23	51	0.01
53	45	0.01
57	113	0.03
96	57	0.01
115	60	0.03
124	105	0.03
143	70	0.03
146	88	0.01
159	68	0.03
187	58	0.03
188	88	0.01

Ex	Inhibitory rate (%)	Dose (mg/kg)
206	72	0.01
207	83	0.03
208	35	0.01
210	67	0.03
211	43	0.01
212	52	0.01
213	75	0.01
214	62	0.01
215	71	0.01
224	71	0.003
225	77	0.003

[0093]

Test Example 5: Test to investigate the effect on urine albumin in Streptozotocin (STZ)-induced diabetic rats.

Eight-week old male Wistar (Crj) rats were divided into groups with unbiased urinary albumin excretion (UAE) in advance, and STZ (50 mg/kg) was intravenously administered thereto. From the next day of the administration of STZ, the test compound was continuously orally administered, and urine was periodically collected in a metabolism cage for 24 hours to measure the UAE. In this way, the effect of the test compound on improvement of early nephropathy in diabetic model rats can be confirmed.

[0094]

Test Example 6: Test to investigate the effect on the renal function of 5/6 nephrectomy chronic renal failure (5/6 Nx) rats

8-Week-old Wistar male rats were used for the test. Two-thirds of the left kidney was incised under pentobarbital anesthesia, and after 1 week, the entire right kidney was extracted. After 2 weeks from extraction of 5/6 of the kidney, the protein excretion amounts in urine were measured by 24-hour urine collection in metabolic cages, and were divided into groups so that there was no difference in each group. Thereafter, over 6 to 8

weeks, 5 mL/kg of the test compound which had been suspended in 0.5% MC was administered orally. The same amounts of the solvent (0.5% MC) were administered orally to the sham group which had undergone only laparotomy and the 5/6 Nx-control group. 24-Hour urine collection was carried out every two weeks.

By measuring the protein excretion amounts in urine, plasma creatinine, plasma urea nitrogen, and creatinine clearance, the effect of the test compound on the improvement of chronic renal failure can be confirmed, and in this test, it was confirmed that compounds exhibiting effectiveness exist.

[0095]

Furthermore, the selectivity of the compound of the formula (I) or a salt thereof on four subtypes of the PGE2 receptor (EP1, EP2, EP3, and EP4) was evaluated. Specifically, for the receptor of each subtype derived from the rats, inhibition of the cAMP amounts was evaluated by adding the test compounds, respectively, in the same manner as in Test Example 3. As a result, it was shown that the compound of the formula (I) or a salt thereof has a selective antagonistic activity or an EP4 receptor.

[0096]

From the results of the above-described tests, it was confirmed that the compound of the formula (I) or a salt thereof has an EP4 receptor antagonistic activity, and can be used as an active ingredient of a pharmaceutical composition for preventing or treating various EP4-related diseases, and the like. Examples of the EP4-related diseases include renal diseases (for example, acute nephritis, recurrent hematuria, persistent hematuria, chronic nephritis, rapidly progressive nephritis, acute renal failure, chronic renal failure, diabetic nephropathy, Bartter's syndrome, and the like), inflammatory skin diseases (for example, sunburn, burns, eczema, dermatitis, and the like), ischemic heart diseases caused by arteriosclerosis (for example, myocardial infarction, angina, and the like), cerebrovascular disorders caused by arteriosclerosis (for example, stroke, stroke including lacunar infarction, cerebral thrombosis, cerebral hemorrhage, subarachnoid hemorrhage, cerebral infarction, and the like), peptic ulcer diseases (for example, gastric ulcer, duodenal ulcer, and the like), malignant cancer and metastasis thereof (for example, colon cancer, breast cancer, and the like), and the like, or the analogous diseases in humans and animals, and in a certain embodiment, renal diseases such as chronic renal failure, diabetic nephropathy, and the like.

Furthermore, the compound of the formula (I) or a salt thereof can be used as a compound having a diuretic action. By having a diuretic action, the compound of the formula (I) or a pharmaceutically acceptable salt thereof can be used as an agent for treating and/or preventing various types of edema (for example, cardiac edema, cerebral edema, and the like), hypertension such as malignant hypertension, and the like, a

premenstrual syndrome, urinary calculus, a poor urine disease caused by an acute or chronic disease, hyperphosphatemia, and the like.

[0097]

A pharmaceutical composition containing one or more kinds of the compound of the formula (I) or a salt thereof as an active ingredient can be prepared in accordance with a generally used method, using an excipient usually used in the art, that is, a pharmaceutical excipient, a pharmaceutical carrier, or the like.

The administration can be carried out in any form of oral administration via tablets, pills, capsules, granules, powders, liquid preparations, or the like; or parenteral administration via injections such as intraarticular, intravenous, or intramuscular injections, suppositories, eye drops, eye ointments, percutaneous liquid preparations, ointments, percutaneous patches, transmucosal liquid preparations, transmucosal patches, inhalations, and the like.

[0098]

As the solid composition for oral administration, tablets, powders, granules, or the like are used. In such a solid composition, one or more kinds of active ingredients are mixed with at least one inert excipient. According to a conventional method, the composition may contain inert additives such as a lubricant, a disintegrator, a stabilizing agent, and a solubilizing agent. As occasion demands, the tablets or the pills may be coated with a sugar coating, or a film of a gastric or enteric material.

The liquid composition for oral administration includes pharmaceutically acceptable emulsions, solutions, suspensions, syrups, elixirs, or the like, and contains a generally used inert diluent such as purified water or ethanol. In addition to the inert diluent, this liquid composition may contain an auxiliary agent such as a solubilizing agent, a moistening agent, and a suspending agent, a sweetener, a flavor, an aroma, and an antiseptic.

[0099]

The injections for parenteral administration include sterile aqueous or non-aqueous liquid preparations, suspensions and emulsions. The aqueous solvent includes, for example, distilled water for injection and physiological saline. Examples of the non-aqueous solvent include alcohols such as ethanol. Such a composition may further contain a tonicity agent, an antiseptic, a moistening agent, an emulsifying agent, a dispersing agent, a stabilizing agent, or a solubilizing agent. These are sterilized, for example, by filtration through a bacteria retaining filter, blending of a bactericide, or irradiation. Additionally, these can also be used by preparing a sterile solid composition, and dissolving or suspending it in sterile water or a sterile solvent for injection prior to its use.

[0100]

The agent for external use includes ointments, plasters, creams, jellies, cataplasms, sprays, lotions, eye drops, eye ointments, and the like. The agents contain generally used ointment bases, lotion bases, aqueous or non-aqueous liquid preparations, suspensions, emulsions, and the like.

[0101]

As the transmucosal agents such as an inhalation, a transnasal agent, and the like, those in the form of a solid, liquid, or semi-solid state are used, and can be prepared in accordance with a conventionally known method. For example, a known excipient, and also a pH adjusting agent, an antiseptic, a surfactant, a lubricant, a stabilizing agent, a thickening agent, or the like may be appropriately added thereto. For their administration, an appropriate device for inhalation or blowing can be used. For example, a compound may be administered alone or as a powder of formulated mixture, or as a solution or suspension in combination with a pharmaceutically acceptable carrier, using a conventionally known device or sprayer, such as a measured administration inhalation device, and the like. A dry powder inhaler or the like may be for single or multiple administration use, and a dry powder or a powder-containing capsule may be used. Alternatively, this may be in a form such as a pressurized aerosol spray which uses an appropriate propellant, for example, a suitable gas such as chlorofluoroalkane, carbon dioxide, and the like, or other forms.

[0102]

In oral administration, the daily dose is preferably from about 0.001 to 100 mg/kg, in an embodiment, from 0.1 to 30 mg/kg, and in another embodiment, from 0.1 to 10 mg/kg, per body weight, administered in one portion or in 2 to 4 divided portions. In the case of intravenous administration, the daily dose is suitably administered from about 0.0001 to 10 mg/kg per body weight, once a day or two or more times a day. Additionally, a transmucosal agent is administered at a dose from about 0.001 to 100 mg/kg per body weight, once a day or two or more times a day. The dose is appropriately decided in response to the individual case by taking the symptoms, the age, and the gender, and the like into consideration.

[0103]

Although it varies depending on the administration way, dosage form, administration site, the kinds of excipient and additive, the pharmaceutical composition of the present invention includes from 0.01 to 100% by mass, in an embodiment, from 0.01 to 50% by mass, of one or more of the compound of the formula (I) or a salt thereof as an active ingredient.

[0104]

The compound of the formula (I) or a salt thereof can be used in combination with various agents for treating or agents for preventing the above-described diseases for which

the compound of the formula (I) or a salt thereof is considered to be effective. The combined preparation may be administered simultaneously, or separately and continuously or at a desired time interval. The preparations to be co-administered may be prepared separately, or may be a pharmaceutical composition containing various agents for treating or agents for preventing the above-described diseases for which the compound of the formula (I) or a salt thereof is considered to be effective and the compound of the formula (I) or a salt thereof.

Examples

[0105]

The production processes of the compound of the formula (I) or a salt thereof will be described below in more detail based on Examples. In this connection, the present invention is not limited to the compounds described in the following Examples. Furthermore, the production processes for the starting compounds will be described in Production Examples, and the production processes for the known compounds will be described in Reference Examples. Further, the production processes for the compound of the formula (I) or a salt thereof are not limited only to the production processes of the specific Examples as below, but the compound of the formula (I) or a salt thereof can be prepared by any combination of the production processes or the methods that are apparent to a person skilled in the art.

[0106]

Production Example 1

To a mixture of 5-chloro-1H-indole-7-carboxylic acid (500 mg), triphenylphosphine (1.01 g), ethanol (235 mg) and toluene (20 mL) was added dropwise diethyl azodicarboxylate (2.2 M toluene solution, 1.74 mL) at room temperature. After stirring for 2 hours at room temperature, the reaction mixture was concentrated under reduced pressure. The obtained residue was purified by silica gel column chromatography (hexane-ethyl acetate) to obtain ethyl 5-chloro-1H-indole-7-carboxylate (550 mg) as a white solid.

[0107]

Production Example 2

To a mixture of ethyl 5-(1-hydroxyethyl)thiophene-2-carboxylate (1.01 g), diphenylphosphorylazide (1.67 g), and toluene (10 mL) was added 1,8-diazabicyclo[5.4.0]undec-7-ene (905 μL) under ice-cooling, followed by stirring for 30 minutes. The reaction mixture was warmed to room temperature, followed by stirring for 15 hours. The reaction liquid was washed with water and 1 M hydrochloric acid in this order, and dried over anhydrous sodium sulfate. Then, after concentration under reduced pressure, the obtained residue was purified by silica gel column chromatography (hexane-

ethyl acetate) to obtain ethyl 5-(1-azidoethyl)thiophene-2-carboxylate (1.03 g) as a colorless oily substance.

[0108]

Production Example 3

To a mixture of ethyl 5-(1-azidoethyl)thiophene-2-carboxylate (1.03 g), THF (20 mL), and water (4 mL) was added triphenylphosphine (2.35 g) at room temperature. This mixture was stirred at 60°C for 3 hours. After leaving the reaction mixture to be cooled at room temperature, the mixture was concentrated under reduced pressure and azeotroped with toluene. The obtained residue was purified by silica gel column chromatography (chloroform-methanol) concentrated, and a 4 M hydrogen chloride-ethyl acetate solution (1.5 mL) was added to the obtained residue. After stirring for 3 minutes, the mixture was concentrated again under reduced pressure. Diisopropyl ether was added thereto and the precipitated white solid was collected by filtration to obtain ethyl 5-(1-aminoethyl)thiophene-2-carboxylate hydrochloride (979 mg) as a white solid.

[0109]

Production Example 4

To a mixture of ethyl 1,2,3,4-tetrahydroquinoline-8-carboxylate (1.1 g) and DMF (9.0 mL) was added sodium hydride (55% dispersion in paraffin liquid, 280 mg) at 0°C, followed by stirring at room temperature for 30 minutes. To the reaction mixture was added a solution of 1-(bromoethyl)-4-chlorobenzene (1.2 g) in DMF (2.0 mL) under ice-cooling, followed by stirring at room temperature for 3 days. To the reaction mixture was added sodium hydride (55% dispersion in paraffin liquid, 280 mg), followed by stirring for 1 day. To the reaction mixture were added water and ethyl acetate, and a liquid-separation operation was carried out. The organic layer was washed with saturated brine and dried over anhydrous sodium sulfate. After filtration, the filtrate was concentrated under reduced pressure. The residue was purified by silica gel column chromatography (hexane-ethyl acetate) to obtain ethyl 1-(4-chlorobenzyl)-1,2,3,4-tetrahydroquinoline-8-carboxylate (510 mg).

[0110]

Production Example 5

To a mixture of methyl 3-amino-2-hydroxybenzoate (700 mg) and THF (21 mL) was added 4-chlorophenylisothiocyanate (717 mg), followed by stirring at room temperature overnight. To the reaction mixture were sequentially added copper iodide (0.87 g) and triethylamine (641 μL), followed by stirring at 60°C overnight. The reaction mixture was concentrated under reduced pressure and methanol was added thereto, the mixture was filtered through Celite, and the filtrate was concentrated under reduced pressure. To the residue was added ethyl acetate (20 mL), the insoluble materials were removed by filtration, and the filtrate was concentrated under reduced pressure. The

residue was purified by silica gel column chromatography (hexane:ethyl acetate=2:1), and then triturated with n-hexane-ethyl acetate (10:1, 11 mL) to obtain methyl 2-[(4-chlorophenyl)amino]-1,3-benzoxazole-7-carboxylate (270 mg) as a pale yellow solid.

[0111]

Production Example 6

To a mixture of methyl 1H-indole-7-carboxylate (100 mg) and DMF (1 mL) was added potassium tert-butoxide (75 mg) at room temperature, followed by stirring for 5 minutes. To the reaction mixture was added 4-(bromomethyl)benzonitrile (131 mg), followed by stirring at room temperature for 2 hours. Water was added thereto, followed by extraction with ethyl acetate. The organic layer was washed with water and saturated brine in this order, and dried over anhydrous sodium sulfate, and then the solvent was evaporated to obtain crude methyl 1-(4-cyanobenzyl)-1H-indole-7-carboxylate (211 mg). To a mixture of crude methyl 1-(4-cyanobenzyl)-1H-indole-7-carboxylate (211 mg), THF (10 mL), and methanol (5 mL) was added a 1 M aqueous sodium hydroxide solution (2.5 mL), and the obtained mixed liquid was stirred at 60°C overnight. After leaving to be cooled to room temperature, the solvent was evaporated under reduced pressure, and to the obtained residue was added ethyl acetate, followed by extraction with water. The aqueous layer was neutralized by adding 1 M hydrochloric acid (2.5 mL), and extracted with ethyl acetate. This organic layer was dried over anhydrous sodium sulfate, and then the solvent was evaporated to obtain crude 1-(4-carbamoylbenzyl)-1H-indole-7-carboxylic acid (230 mg). To a mixture of crude 1-(4-carbamoylbenzyl)-1H-indole-7-carboxylic acid (229 mg), methyl (S)-4-[1-aminoethyl]benzoate hydrochloride (123 mg), and HOBt (23 mg) in DMF (3 mL) was added EDCI·HCl (150 μL), followed by stirring at room temperature for 3 hours. Water was added thereto, followed by extraction with ethyl acetate-diethyl ether. The organic layer was washed with water and saturated brine in this order, and dried over anhydrous sodium sulfate. After evaporating the solvent, to the obtained residue was added methanol. The precipitated solid was collected by filtration and dried to obtain methyl (S)-4-[1-({[1-(4-carbamoylbenzyl)-1H-indol-7-yl]carbonyl}amino)ethyl]benzoate (142 mg).

[0112]

Production Example 7

A mixture of 1-(4-chlorobenzyl)-1,2,3,4-tetrahydroquinoline-8-carboxylic acid (310 mg), methyl 4-[(1S)-1-aminoethyl]benzoate hydrochloride (240 mg), EDCI·HCl (210 mg), HOBt (160 mg), pyridine (0.25 mL), and DMF (3.00 mL) was stirred at room temperature for 3 days. Water was added to the reaction mixture, followed by extraction with ethyl acetate. The organic layer was washed with water and saturated brine, and dried over anhydrous sodium sulfate. After filtration, the filtrate was concentrated under reduced pressure. The residue was purified by silica gel column chromatography

(hexane-ethyl acetate) to obtain methyl 4-[(1S)-1-({[1-(4-chlorobenzyl)-1,2,3,4-tetrahydroquinolin-8-yl]carbonyl}amino)ethyl]benzoate (129 mg).

[0113]

Production Example 8

To a mixture of methyl trans-4-acetylcyclohexane carboxylate (0.5 g) and pyridine (5.0 mL) was added hydroxylamine hydrochloride (0.57 g) under ice-cooling, followed by stirring at room temperature for 24 hours. The reaction mixture was concentrated under reduced pressure. To the residue were added ethyl acetate and a 10% aqueous citric acid solution, and the aqueous layer was extracted with ethyl acetate. The organic layer was combined, and washed with a 10% aqueous citric acid solution, a saturated aqueous sodium hydrogen carbonate solution, water, and saturated brine. The organic layer was dried over anhydrous magnesium sulfate and concentrated under reduced pressure to obtain methyl trans-4-(N-hydroxyethanimidyl)cyclohexane carboxylate (0.45 g).

[0114]

Production Example 9

To a mixture of methyl trans-4-(N-hydroxyethanimidyl)cyclohexane carboxylate (0.44 g) and ethanol (8.0 mL) were added concentrated aqueous ammonia (2.0 mL) and an ethanol suspension (6.0 mL) of Raney nickel (2.0 mL), followed by stirring at room temperature for 12 hours under a hydrogen atmosphere at 3.4 atm. The reaction mixture was filtered through Celite and the filtrate was concentrated under reduced pressure. To the residue was added diethyl ether, a 4 M hydrogen chloride-dioxane solution (1.0 mL) was added thereto under ice-cooling, and the precipitated solid was collected by filtration and washed with diethyl ether to obtain methyl trans-4-(1-aminoethyl)cyclohexane carboxylate hydrochloride (0.42 g).

[0115]

Production Example 10

To 5,6,7,8-tetrahydro-2H-[1]benzothieno[2,3-d][1,3]oxazine-2,4(1H)-dione (1.5 g) and potassium carbonate (1.4 g) was added DMF (15 mL), and methyl iodide (1.2 m) was added thereto under ice-cooling, followed by stirring at room temperature for 6 hours. Methyl iodide (0.61 mL) was added thereto, followed by stirring at room temperature overnight, water (15 mL) was added to the reaction mixture, and the solid was collected by filtration, washed with water, and dried under reduced pressure to obtain 1-methyl-5,6,7,8-tetrahydro-2H-[1]benzothieno[2,3-d][1,3]oxazine-2,4(1H)-dione (1.3 g).

[0116]

Production Example 11

To 1-methyl-5,6,7,8-tetrahydro-2H-[1]benzothieno[2,3-d][1,3]oxazine-2,4(1H)-dione (0.50 g) was added ethanol (20 mL), and triethylamine (0.44 mL) and methyl 4-[(1S)-1-aminoethyl]benzoate hydrochloride were sequentially added, followed by heating

with reflux for 18 hours. The reaction mixture was cooled to room temperature, and a 10% aqueous citric acid solution (15 mL) was added thereto. To a mixture was added ethyl acetate, followed by washing with water, and the obtained organic layer was dried over anhydrous sodium sulfate. After filtering and concentrating under reduced pressure, the residue was purified by silica gel column chromatography (hexane/ethyl acetate: 90/10-75/25) to obtain methyl 4-[(1S)-1-({[2-(methylamino)-4,5,6,7-tetrahydro-1-benzothiophen-3-yl]carbonyl}amino)ethyl]benzoate (0.42 g).

[0117]

Production Example 12

To methyl 4-[(1S)-1-({[2-(methylamino)-4,5,6,7-tetrahydro-1-benzothien-3-yl]carbonyl}amino)ethyl]benzoate (0.41 g) was added 1,3-dimethyl-2-imidazolidinone (4.0 mL), and potassium carbonate (0.30 g) and 1-(bromomethyl)-4-chlorobenzene (0.34 g) were added thereto under ice-cooling, followed by stirring at 50°C overnight. The reaction mixture was cooled to room temperature, and then water (50 mL) was added thereto, followed by extraction with ethyl acetate. The obtained organic layer was washed with brine, dried over anhydrous sodium sulfate, filtered, and then concentrated under reduced pressure. The residue was purified by silica gel column chromatography (hexane/ethyl acetate : 15/1-4/1) to obtain methyl 4-{(1S)-1-[({2-[(4-chlorobenzyl)(methyl)amino]-4,5,6,7-tetrahydro-1-benzothiophen-3-yl}carbonyl)amino]ethyl}benzoate (0.15 g).

[0118]

Production Example 13

To a mixture of methyl 5-bromo-1-(4-chlorobenzyl)-1H-indole-7-carboxylic acid (300 mg), trimethylboroxin (100 mg), potassium carbonate (165 mg), and 1,4-dioxane (9 mL) was added tetrakis(triphenylphosphine) palladium (0) (46 mg) at room temperature. This mixture was stirred under heating with reflux for 15 hours. The reaction mixture was left to be cooled to room temperature, and water was added thereto, followed by extraction with ethyl acetate. The organic layer was dried over anhydrous sodium sulfate, the solvent was evaporated, and the obtained residue was purified by silica gel column chromatography (hexane-ethyl acetate) to obtain methyl 1-(4-chlorobenzyl)-5-methyl-1H-indole-7-carboxylate (60 mg).

[0119]

Production Example 14

To a mixture of (3-oxo-1,3-dihydro-2-benzofuran-1-yl)(triphenyl) phosphonium bromide (5.1 g) and tetrahydrofuran (50 mL) were added potassium tert-butoxide (1.3 g) and 5-chloro-2-nitro benzoaldehyde (1.0 g) at room temperature under an argon atmosphere, followed by stirring for 5 minutes. To the reaction mixture was added water, followed by extraction with ethyl acetate. The organic layer was washed with saturated

brine and dried over anhydrous sodium sulfate. After filtration, the filtrate was concentrated under reduced pressure. The residue was purified by silica gel column chromatography (hexane-ethyl acetate) to obtain 3-(5-chloro-2-nitrobenzylidene)-2-benzofuran-1(3H)-one (808 mg).

[0120]

Production Example 15

A mixture of 3-(5-chloro-2-nitrobenzylidene)-2-benzofuran-1(3H)-one (808 mg), reduced iron (750 mg), ammonium chloride (72 mg), water (2.5 mL), and ethanol (25 mL) was stirred at 80°C for 4 hours. The reaction mixture was filtered using Celite and the solvent was evaporated under reduced pressure. The residue was purified by silica gel column chromatography (hexane-ethyl acetate) to obtain 3-(2-amino-5-chlorobenzylidene)-2-benzofuran-1(3H)-one (466 mg).

[0121]

Production Example 16

1-(6-Bromopyridin-3-yl)ethanone (5.00 g), propane-1,3-diylbis(diphenyl phosphine) (1.546 g), DMF (55 mL), methanol (30 mL), and triethylamine (10.5 mL) were mixed, and the inside of the reaction vessel was degassed and replaced with argon. Palladium acetate (II) (842 mg) was added thereto, and then the inside of the reaction vessel was replaced with carbon monoxide and stirred at 70°C for 2 days. After leaving to be cooled to room temperature, the reaction mixture was diluted with a mixed liquid of diethyl ether-ethyl acetate, and washed with water and saturated brine in this order. The organic layer was dried over anhydrous sodium sulfate, then the solvent was evaporated under reduced pressure, and the obtained residue was purified by silica gel column chromatography (hexane-ethyl acetate) to obtain methyl 5-acetylpyridine-2-carboxylate (1.16 g).

[0122]

Production Example 17

To a solution of 3-(2-amino-5-chlorobenzylidene)-2-benzofuran-1(3H)-one (466 mg) in ethanol (3.5 mL) was added a 1 M aqueous sodium hydroxide solution (3.4 mL) at room temperature, followed by heating with reflux for 45 minutes. The reaction mixture was acidified by adding of 1 M hydrochloric acid under ice-cooling, and stirred at room temperature for 1 hour. The resulting precipitate was separated by filtration and the filtrate was extracted with diethyl ether. The organic layer was washed with saturated brine and dried over anhydrous sodium sulfate. After filtration, the filtrate was concentrated under reduced pressure to obtain 2-(5-chloro-1H-indol-2-yl)benzoic acid (395 mg).

[0123]

Production Example 18

To a mixture of 2-(5-chloro-1H-indol-2-yl)benzoic acid (217 mg), DMF (4.0 mL), and THF (1.0 mL) was added sodium hydride (55% dispersion in paraffin liquid, 77 mg) at room temperature under an argon atmosphere, followed by stirring for 5 minutes. At room temperature, methyl iodide (0.50 mL) was added thereto, followed by stirring for 12 hours. To the reaction mixture was added water, followed by extraction with ethyl acetate. The organic layer was washed with water and saturated brine, and dried over anhydrous sodium sulfate. After filtration, the filtrate was concentrated under reduced pressure to obtain methyl 2-(5-chloro-1-methyl-1H-indol-2-yl)benzoate (270 mg).

[0124]

Production Example 19

To a mixture of methyl 4-propionyl benzoic acid (0.50 g) and pyridine (5.0 mL) was added hydroxylamine hydrochloride (0.54 g) under ice-cooling, followed by stirring at room temperature for 4 hours. The reaction mixture was concentrated under reduced pressure, to the residue were added ethyl acetate and a 10% aqueous citric acid solution and the aqueous layer was extracted with ethyl acetate. The organic layer was combined, and washed with a 10% aqueous citric acid solution, a saturated aqueous sodium hydrogen carbonate solution, water, and saturated brine. The organic layer was dried over anhydrous magnesium sulfate and concentrated under reduced pressure, and to the residue was added ethanol (15 mL). To the reaction mixture were added a suspension of Raney nickel (2.0 mL) in ethanol (15 mL), and concentrated aqueous ammonia (3.0 mL), followed by stirring at room temperature for 14 hours under a hydrogen atmosphere of 3 atm. The insoluble materials in the reaction mixture were separated by filtration through Celite, and the filtrate was concentrated under reduced pressure. To the residue was added diethyl ether (10 mL), and a 4 M-hydrogen chloride/dioxane solution (1.0 mL) was added thereto under ice-cooling. The precipitated crystal was collected by filtration and washed with diethyl ether to obtain methyl 4-(1-amino propyl)benzoic acid hydrochloride (0.51 g).

[0125]

Production Example 20

To a mixture of methyl 5-acetylpyridine-2-carboxylate (1.00 g), THF (24 mL), and methanol (12 mL) was added sodium borohydride (110 mg), followed by stirring at room temperature for 2 hours. The mixture was concentrated under reduced pressure, and then to the obtained residue was added a saturated aqueous sodium chloride solution. After extraction with ethyl acetate, the organic layer was dried over anhydrous sodium sulfate. The solvent was evaporated and then dried under reduced pressure to obtain methyl 5-(1-hydroxyethyl) pyridine-2-carboxylate (897 mg).

[0126]

Production Example 21

A mixture of methyl 5-(1-hydroxyethyl)pyridine-2-carboxylate (895 mg) and dichloromethane (10 mL) was ice-cooled, and triethylamine (1.72 mL) and methanesulfonyl chloride (765 μL) were added thereto. The mixture was stirred under ice-cooling for 3 minutes, and then stirred at room temperature for 30 minutes. To a mixture was added water, followed by extraction with chloroform. This organic layer was dried over anhydrous sodium sulfate, and then the solvent was evaporated under reduced pressure to obtain a pale yellow oily residue (1.457 g). This residue was mixed with DMF (5 mL) and sodium azide (965 mg), followed by stirring at 60°C for 1 hour. The mixture was left to be cooled to room temperature, and water was added thereto, followed by extraction with a mixed liquid of ethyl acetate-diethyl ether. The organic layer was washed with water and saturated brine in this order, and then dried over anhydrous sodium sulfate. The solvent was evaporated under reduced pressure, and the obtained residue was purified by silica gel column chromatography (hexane-ethyl acetate) to obtain methyl 5-(1-azidoethyl) pyridine-2-carboxylate (828 mg).

[0127]

Production Example 22

To a mixture of 3-hydroxy-4-methyl benzoic acid (3.0 g), potassium carbonate (10.9 g), and acetonitrile (60 mL) was added ethyl iodide (4.8 mL) under ice-cooling, followed by stirring at 60°C overnight. Thereafter, ethyl iodide (4.8 mL) was added thereto, followed by stirring at 70°C for 3 days. In addition, ethyl iodide (4.8 mL) and potassium carbonate (5.5 g) were added thereto, followed by stirring overnight. To the reaction mixture was added water (100 mL), followed by extraction with ethyl acetate, and the obtained organic layer was washed with saturated brine, dried over anhydrous sodium sulfate, and then concentrated under reduced pressure. The obtained residue was purified by silica gel column chromatography (ethyl acetate/hexane: 5/95) to obtain ethyl 3-ethoxy-4-methylbenzoate (4.0 g).

[0128]

Production Example 23

Methyl (S)-4-(1-acetamideethyl)benzoic acid (4.40 g) and concentrated sulfuric acid (15 mL) were mixed at room temperature, stirred until it became homogeneous, and then ice-cooled. To this was added dropwise a mixed liquid of fumed nitric acid (3 mL) and concentrated sulfuric acid (2 mL) over 30 minutes while the internal temperature was kept at 10°C or lower. After completion of dropwise addition, the mixture was stirred at room temperature for 5 hours. The reaction liquid was poured into ice water, followed by stirring and then extraction with ethyl acetate. The organic layer was washed with a saturated aqueous sodium hydrogen carbonate solution, and then dried over anhydrous sodium sulfate. The solvent was evaporated under reduced pressure to obtain methyl (S)-4-(1-acetamideethyl)-3-nitro benzoate (4.83 g).

[0129]

Production Example 24

Under a hydrogen atmosphere, a mixture of methyl (S)-4-(1-acetamideethyl)-3-nitro benzoate (4.83 g), ethyl acetate (30 mL), and 10% palladium/carbon (500 mg) was stirred at room temperature for 18 hours. After the reaction, the catalyst was removed by filtration and the solvent was evaporated under reduced pressure. To the obtained residue was added ethyl acetate, followed by heating with reflux. This was left to be cooled to room temperature, and then the precipitate was collected by filtration to obtain methyl (S)-3-amino-4-(1-acetamideethyl)benzoate (3.31 g).

[0130]

Production Example 25

To a mixture of ethyl 3-ethoxy-4-methylbenzoate (2.0 g), N-bromosuccinimide (1.9 g) and ethyl acetate (40 mL) was added 2,2'-azobis(2-methylpropionitrile) (15 mg), followed by stirring for 14 hours under heating with reflux. The mixture was left to be cooled, hexane was added thereto, the precipitated solid was separated by filtration, and the obtained filtrate was concentrated under reduced pressure. The residue was purified by silica gel column chromatography (ethyl acetate/hexane: 5/95) to obtain ethyl 4-(bromomethyl)-3-ethoxybenzoate (2.4 g).

[0131]

Production Example 26

To a mixture of 4-chloro-1H-pyrrole-2-carboxylic acid (0.20 g) and DMF (2.0 mL) was added potassium tert-butoxide (0.31 g) under ice-cooling, followed by stirring at room temperature for 15 minutes. To the reaction mixture was added 1-bromomethyl-4-chlorobenzene (0.29 g) under ice-cooling, followed by stirring at room temperature for 14 hours. To the reaction mixture was added water at room temperature, followed by extraction with ethyl acetate. The organic layer was washed with water and saturated brine, dried over anhydrous magnesium sulfate, and then filtered. The filtrate was concentrated under reduced pressure, and the residue was purified by silica gel column chromatography to obtain 4-chloro-1-(4-chlorobenzyl)-1H-pyrrole-2-carboxylic acid (0.06 g).

[0132]

Production Example 27

To a mixture of sodium nitrite (193 mg) and concentrated sulfuric acid (2 mL) was added dropwise a solution of methyl (S)-3-amino-4-(1-acetamideethyl)benzoate (600 mg) in acetic acid (6 mL), followed by stirring at room temperature for 30 minutes. To the ice-cooled solution of copper chloride (I) (550 mg) in concentrated hydrochloric acid (6 mL) was added dropwise the above-described reaction mixture, followed by stirring at room temperature for 5 hours. The reaction liquid was poured into ice water, followed by

extraction with chloroform. The organic layer was washed with water and then dried over anhydrous sodium sulfate. The solvent was evaporated and the obtained residue was purified by silica gel column chromatography (chloroform-methanol) to obtain methyl (S)-4-(1-acetamideethyl)-3-chlorobenzoate (465 mg).

[0133]

Production Example 28

To a mixture of methyl 4-formyl-3-methoxybenzoate (3.30 g) and THF (30 mL) was added dropwise methyl magnesium bromide (3 M diethyl ether solution, 3.60 mL) under ice-cooling. After dropwise addition, the mixture was stirred for 1 hour under ice-cooling. A saturated aqueous ammonium chloride solution was added thereto to stop the reaction, followed by extraction with ethyl acetate. The organic layer was washed with saturated brine, and then dried over an aqueous anhydrous sodium sulfate solution. The solvent was evaporated under reduced pressure, and the obtained residue was purified by silica gel column chromatography (hexane-ethyl acetate) to obtain methyl 4-(1-hydroxyethyl)-3-methoxybenzoate (1.92 g).

[0134]

Production Example 29

To a mixture of 1-(4-bromophenyl)-1-cyclopropylmethane amine (1.08 g) and THF (10 mL) were added triethylamine (1 mL) and di-tert-butyl dicarbonate (1.25 mL), and the mixture was stirred at room temperature for 16 hours. The solvent was concentrated under reduced pressure, and the obtained residue was purified by silica gel column chromatography (hexane-ethyl acetate) to obtain tert-butyl [(4-bromophenyl)(cyclopropyl)methyl]carbamate (1.36 g).

[0135]

Production Example 30

To a mixture of methyl 4-(1-hydroxyethyl)-3-methoxybenzoate (1.92 g), diphenylphosphorylazide (2.76 g), and toluene (20 mL) was added 1,8-diazabicyclo[5.4.0]undec-7-ene (1.5 mL) at room temperature, followed by stirring at room temperature for 2 days. To this mixture were added THF (10 mL), water (5 mL), and triphenylphosphine (3.0 g) at room temperature, and the mixture was stirred at 60°C for 3 hours. The mixture was left to be cooled to room temperature, and the solvent was evaporated under reduced pressure, followed by extraction with ethyl acetate. To this organic layer was added a 1 M aqueous hydrochloric acid solution (50 mL), and a desired product was extracted in the aqueous layer. To this aqueous layer was added a 1 M aqueous sodium hydroxide solution (60 mL), and then a desired product was extracted with ethyl acetate three times. The combined organic layer was washed with saturated brine, and then dried over anhydrous sodium sulfate. The solvent was evaporated under reduced pressure, and to the obtained residue (748 mg) was added a 4 M hydrogen chloride 1,4-

dioxane solution (4 mL), followed by stirring for 3 minutes and concentrating under reduced pressure. To this residue was added ethyl acetate, followed by stirring at room temperature for 10 minutes, and then the precipitate was collected by filtration to obtain methyl 4-(1-aminoethyl)-3-methoxybenzoate hydrochloride (439 mg).

[0136]

Production Example 31

A mixture of methyl (S)-4-(1-acetamideethyl)-3-chlorobenzoate (464 mg) and 2 M hydrochloric acid (12 mL) was stirred at 100°C for 2 days. After leaving to be cooled to room temperature, the mixture was concentrated under reduced pressure, further azeotroped with ethanol, and dried to obtain (S)-4-(1-aminoethyl)-3-chlorobenzoic acid hydrochloride (428 mg).

[0137]

Production Example 32

To a mixture of sodium hydride (0.29 g, 55% dispersion in paraffin liquid) and DMF (10 mL) was added methyl 4H-furo[3,2-b]pyrrole-5-carboxylate (0.5 g) under ice-cooling, followed by stirring for 10 minutes and further 1-(bromomethyl)-4-chlorobenzene (0.81 g) was added thereto, followed by stirring at room temperature for 4 hours. To the reaction mixture was added a 10% aqueous citric acid solution (10 mL), followed by extraction with ethyl acetate. The organic layer was dried over anhydrous sodium sulfate and then concentrated under reduced pressure, and the residue was purified by silica gel column chromatography (hexane/ethyl acetate: 5/1-3/1) to obtain 4-(4-chlorobenzyl)-4H-furo[3,2-b]pyrrole-5-carboxylic acid (0.35 g).

[0138]

Production Example 33

Methyl 4-{[(tert-butoxycarbonyl)amino](cyclopropyl)methyl}benzoate (793 mg), methanol (5 mL), and 4 M hydrogen chloride/dioxane (5 mL) were mixed, followed by stirring at room temperature for 2 hours. The solvent was evaporated under reduced pressure, and then to the residue was added ethyl acetate. The precipitated solid was collected by filtration and dried under reduced pressure to obtain methyl 4-[amino(cyclopropyl)methyl]benzoate hydrochloride (561 mg).

[0139]

Production Example 34

A mixture of 7-bromo-5-methoxy-1H-indole (1.2 g) and THF (12 mL) was stirred at -78°C under an argon atmosphere. To the reaction mixture was added dropwise an n-butyllithium n-hexane solution (1.65 M, 9.6 mL) at -50°C or lower. The reaction mixture was stirred for 0.5 hour under ice-cooling. The reaction mixture was cooled to -78°C, and dry ice (10 g) was added thereto, followed by slowly warming to room temperature. The reaction mixture was poured into a 10% aqueous citric acid solution, followed by

extraction with ethyl acetate. The organic layer was washed with saturated brine, dried over anhydrous magnesium sulfate, and filtered. The filtrate was concentrated under reduced pressure and the residue was purified by silica gel column chromatography (THF/hexane=20→60%) to obtain 5-methoxy-1H-indole-7-carboxylic acid (0.60 g).

[0140]

Production Example 35

To ethyl 4-(bromomethyl)-3-ethoxybenzoate (2.4 g) was added DMF (24 mL), and sodium azide (0.54 g) was added thereto, followed by stirring at room temperature overnight. To the reaction mixture was added water (50 mL), followed by extraction with ethyl acetate, and the obtained organic layer was washed with saturated brine, dried over anhydrous sodium sulfate, and then concentrated under reduced pressure. To the residue were added THF (21 mL), and water (4.0 mL), and then added triphenylphosphine (6.6 g), followed by stirring at room temperature for 1 hour, and further at 75°C for 1 hour. The reaction mixture was ice-cooled, adjusted to pH 2 by adding a 1 M aqueous hydrochloric acid solution, and washed with diethyl ether. The aqueous layer was neutralized with saturated aqueous sodium bicarbonate, followed by extraction with ethyl acetate. The obtained organic layer was dried over anhydrous sodium sulfate and concentrated under reduced pressure. Under ice-cooling, to the residue were added ethyl acetate (4.0 mL) and then 4 M hydrogen chloride ethyl acetate solution (4.0 mL), and the precipitated solid was collected by filtration, washed with ethyl acetate, and then dried at 60°C under reduced pressure to obtain ethyl 4-(aminomethyl)-3-ethoxybenzoate hydrochloride (1.1 g).

[0141]

Production Example 36

Under an argon atmosphere, to an ice-cooled mixture of nitrosonium tetrafluoroborate (355 mg) and dichloromethane (15 mL) was added methyl (S)-3-amino-4-(1-acetamideethyl)benzoate (650 mg), and the reaction mixture was stirred at room temperature for 20 hours. To this was added 1,2-dichlorobenzene (15 mL), dichloromethane was evaporated under reduced pressure and then the mixture was stirred at 160°C for 2 hours. After cooling to room temperature, a saturated aqueous sodium hydrogen carbonate solution was added thereto, followed by extraction with chloroform. The organic layer was dried over anhydrous sodium sulfate and then solvent was evaporated under reduced pressure. The residue was purified by silica gel column chromatography (chloroform-methanol) to obtain methyl (S)-4-(1-acetamideethyl)-3-fluorobenzoate (266 mg).

[0142]

Production Example 37

To a mixture of methyl 4-cyano-2-methylbenzoate (3.0 g) and methanol (60 mL) was added dichlorocobalt hexahydrate (8.1 g) under ice-cooling, followed by stirring. To

a mixture was slowly added sodium borohydride (3.9 g), followed by stirring at room temperature for 2 hours. Under ice-cooling, to the reaction mixture was added saturated aqueous ammonia (20 mL), followed by stirring at room temperature for 30 minutes. This solution was filtered through Celite and washed with methanol. The filtrate was concentrated under reduced pressure, and to the obtained residue was added 1 M hydrochloric acid (50 mL), followed by washing with diethyl ether. The aqueous layer was adjusted to pH 8 by adding saturated aqueous sodium bicarbonate, and further adjusted to pH 10 by adding a 1 M aqueous sodium hydroxide solution. The mixture was extracted by adding chloroform, and the organic layer was dried over anhydrous magnesium sulfate. A 4 M hydrogen chloride dioxane solution (10 mL) was added thereto, followed by concentration under reduced pressure. The solid was washed with diethyl ether, then collected by filtration, and dried at 60°C under reduced pressure to obtain methyl 4-(aminomethyl)-3-methylbenzoate hydrochloride (3.0 g).

[0143]

Production Example 38

To 1-(biphenyl-4-ylmethyl)-1H-indole-7-carboxylic acid (0.20 g), methyl 4-[(1S)-1-aminoethyl]benzoate hydrochloride, and HATU was added DMF (4.0 mL), followed by adding diisopropylethylamine (0.26 mL) under ice-cooling and then stirring at room temperature for 22 hours. Again, the mixture was ice-cooled, a 10% aqueous citric acid solution (4.0 mL) was added thereto, and the precipitated solid was collected by filtration, washed with water, and dried at 60°C under reduced pressure to obtain methyl 4-[(1S)-1-({[1-(biphenyl-4-ylmethyl)-1H-indol-7-yl]carbonyl}amino)ethyl]benzoate (0.30 g).

[0144]

Production Example 39

To a mixture of cis-4-(butoxycarbonyl)cyclohexane carboxylic acid (3.3 g) and thionyl chloride (13 mL) was added DMF (2 drops), followed by stirring at 50°C for 0.5 hours. The reaction mixture was concentrated under reduced pressure and azeotroped with toluene to obtain a residue. A mixture of copper iodide (5.2 g) and THF (13 mL) was stirred at an internal temperature of -40°C under an argon atmosphere. To the reaction mixture was added dropwise a diethyl ether solution (1.1 M, 55 mL) of methyl lithium at an internal temperature of -30 to -40°C over about 15 minutes, followed by stirring at the same temperature for 1 hour. The reaction mixture was cooled to an internal temperature of -60°C, and the THF solution (10 mL) of the above-described residue was added dropwise thereto at an internal temperature of -50 to -60°C over about 5 minutes. The mixture was stirred at the same temperature for 0.5 hours, and methanol (15 mL) was added dropwise thereto, followed by warming to room temperature. To the reaction mixture were added a saturated aqueous ammonium chloride solution and ethyl acetate, and the aqueous layer was extracted with ethyl acetate. The organic layer was

combined, washed with a saturated aqueous ammonium chloride solution and saturated brine, dried over anhydrous magnesium sulfate, and then filtered, and the filtrate was concentrated under reduced pressure. The residue was purified by silica gel column chromatography (hexane:ethyl acetate=9:1) to obtain butyl cis-4-acetylcyclohexane carboxylate (2.2 g).

[0145]

Production Example 40

To 5-methyl-1H-indole-7-carboxylic acid (1.1 g), potassium carbonate (1.3 g) was added DMF (22 mL), and then methyl iodide (1.3 mL) was added thereto under ice-cooling. After stirring at room temperature overnight, the reaction mixture was adjusted to pH 3 by adding a 10% aqueous citric acid solution. The mixture was extracted with ethyl acetate, and the obtained organic layer was washed with water, dried over anhydrous sodium sulfate, filtered, and concentrated under reduced pressure. The residue was purified by silica gel column chromatography (hexane/ethyl acetate: 95/5-85/15) to obtain methyl 5-methyl-1H-indole-7-carboxylate (1.2 g).

[0146]

Production Example 41

To a mixture of ice-cooled methyl 6-hydroxypyridine-2-carboxylate (800 mg), DME (10.5 mL), and DMF (2.6 mL) was added sodium hydride (55% oil dispersion, 240 mg), followed by stirring for 10 minutes. To this was added lithium bromide (910 mg), and then the mixture was stirred at room temperature for 15 minutes and further 4-chlorobenzylbromide (2.15 g) was added thereto. This mixture was stirred at 65°C for 20 hours. Water was added thereto, followed by extraction with ethyl acetate-diethyl ether, and the organic layer was washed with water and saturated brine in this order, and dried over anhydrous sodium sulfate. The solvent was evaporated, and the obtained residue was purified by silica gel column chromatography (hexane-ethyl acetate) to obtain methyl 1-(4-chlorobenzyl)-6-oxo-1,6-dihydropyridine-2-carboxylate (270 mg; Example 41a) and methyl 6-[(4-chlorobenzyl) oxy]pyridine-2-carboxylate (448 mg; Example 41b), as a colorless oily substance, respectively.

[0147]

Production Example 42

A mixture of methyl 5-bromo-1H-indole-7-carboxylate (300 mg), 1-methyl-2-pyrrolidinone (6 mL), sodium methanesulfinate (600 mg), and copper iodide (I) (1.10 g) was stirred at 150°C for 17 hours under an argon atmosphere. The reaction mixture was left to be cooled to room temperature, ethyl acetate was added thereto, and then the insoluble materials were removed by filtration. To this filtrate was added water, followed by extraction with ethyl acetate. The organic layer was washed with water and saturated brine in this order, and then dried over anhydrous sodium sulfate. The solvent was

evaporated under reduced pressure, and the obtained residue was purified by silica gel column chromatography (hexane-ethyl acetate) to obtain methyl 5-(methanesulfonyl)-1H-indole-7-carboxylate (91 mg).

[0148]

Production Example 43

To a mixture of tert-butylcarbamate (5.60 g) and n-propanol (50 mL) were added a 0.5 M aqueous sodium hydroxide solution (94 mL) and tert-butyl hypochlorate (5.32 mL), followed by stirring at room temperature for 20 minutes. To the reaction mixture was added dropwise an n-propanol (50 mL) solution of (DHQD)2Phal (766.5 mg) under ice-cooling. In addition, at the same temperature, an n-propanol (80 mL) solution of methyl 4-vinyl benzoate (2.5 g) was added dropwise over 30 minutes, and then potassium osmate dihydrate (253.8 mg) was added thereto. The reaction mixture was stirred for 1 hour under ice-cooling, and then stirred at 4°C overnight. The reaction mixture was concentrated under reduced pressure, and to the residue was added water (250 mL). The aqueous layer was extracted with ethyl acetate (100 mL×3). The organic layer was combined, washed with a 1 M aqueous hydrochloric acid solution (200 mL) and saturated brine, and dried over anhydrous magnesium sulfate, and then the solvent was evaporated under reduced pressure. The residue was purified by silica gel column chromatography (hexane-ethyl acetate=3:1) to obtain methyl 4-{(1R)-1-[(tert-butoxycarbonyl)amino]-2-hydroxyethyl}benzoate (850 mg) as a white solid.

[0149]

Production Example 44

To methyl 1-(4-bromobenzyl)-1H-indole-7-carboxylate (0.63 g), 4,4,4',4',5,5,5',5'-octamethyl 2,2'-bi-1,3,2-dioxaborolane (0.56 g), potassium acetate (0.27 g), bis(triphenylphosphine) palladium (II) dichloride (39 mg), and triphenylphosphine (29 mg) was added toluene (6.0 mL), followed by stirring at 110°C under an argon atmosphere. After stirring for 5 hours, the reaction mixture was purified by silica gel column chromatography (hexane-ethyl acetate=20/1-10/1) to obtain methyl 1-[4-(4,4,5,5-tetramethyl-1,3,2-dioxaborolan-2-yl)benzyl]-1H-indole-7-carboxylate (0.45 g).

[0150]

Production Example 45

To a mixture of 7-bromoinden-1-ol (1.06 g), triphenylphosphine (1.86 g), 4-chlorophenol (911 mg), and toluene (30 mL) was added dropwise diethyl azodicarboxylate (2.2 M toluene solution, 3.3 mL) at room temperature. After dropwise addtion, the mixture was stirred at room temperature for 2 hours. The solvent was evaporated under reduced pressure and then the obtained residue was purified by silica gel column chromatography (hexane-ethyl acetate) to obtain 7-bromo-1-(4-chlorophenoxy)indane (306 mg).

[0151]

Production Example 46

To a mixture of 7-bromo-1H-pyrrolo[3,2-c]pyridine (0.16 g) and THF (6.0 mL) were added di-tert-butyl dicarbonate (0.26 g) and N,N-dimethyl-4-aminopyridine (0.010 g) at room temperature, followed by stirring at room temperature for 17 hours. The reaction mixture was concentrated under reduced pressure and the residue was purified by silica gel column chromatography (ethyl acetate/hexane=0 to 25%) to obtain tert-butyl 7-bromo-1H-pyrrolo[3,2-c]pyridine-1-carboxylate (0.22 g).

[0152]

Production Example 47

To a mixture of 7-bromoindole (3.3 g) and 1,3-dimethyl-3,4,5,6-tetrahydro-2(1H)-pyrimidone (33 mL) were added 2-phenyloxirane (2.5 mL) and cesium carbonate (11 g) at room temperature, followed by stirring at 80°C for 12 hours. To the reaction mixture were added ethyl acetate and water, followed by extraction with ethyl acetate. The organic layer was washed with water and saturated brine, dried over anhydrous sodium sulfate, and evaporated under reduced pressure. The residue was purified by silica gel column chromatography (hexane:ethyl acetate=4:1) to obtain 2-(7-bromo-1H-indol-1-yl)-1-phenylethanol (5.1 g).

[0153]

Production Example 48

A mixture of tert-butyl 7-bromo-1H-pyrrolo[3,2-c]pyridine-1-carboxylate (0.20 g), 1,3-bis(diphenylphosphino)propane (0.028 g), palladium acetate (0.015 g), DMF (4.0 mL), methanol (6.0 mL), and triethylamine (0.28 mL) was stirred at 80°C for 2 days under carbon monoxide atmosphere. The reaction mixture was left to be cooled and replaced with argon. The reaction mixture was diluted with ethyl acetate, washed with water and saturated brine, dried over anhydrous magnesium sulfate, and then filtered. The residue was purified by silica gel column chromatography (ethyl acetate/hexane=30 to 60%) to obtain methyl 1H-pyrrolo[3,2-c]pyridine-7-carboxylate (0.081 g).

[0154]

Production Example 49

To a mixture of 4-[(1S)-1-({[1-(4-chlorobenzyl)-1H-indol-7-yl]carbonyl}amino)ethyl]benzoic acid (250 mg) and DMF (5 mL) was added 1,1'-carbonyldiimidazole (187 mgl) at room temperature, followed by stirring for 5 minutes, and then 3-(aminosulfonyl)propylacetate (209 mg) and 1,8-diazabicyclo[5.4.0]undec-7-ene (173 μL) were added in this order, followed by stirring for 3 days. The reaction mixture was ice-cooled, and 10% aqueous citric acid (30 mL) was added thereto, followed by stirring for 30 minutes. The precipitated solid was collected by filtration and washed with cold ethanol (4 mL) to obtain 1-(4-chlorobenzyl)-N-[(1S)-1-(4-{[(3-

acetoxypropyl)sulfonyl]carbamoyl}phenyl)ethyl]-1H-indole-7-carboxamide (210 mg) as a pale yellow solid.

[0155]

Production Example 50

To methyl 1-[4-(4,4,5,5-tetramethyl-1,3,2-dioxaborolan-2-yl)benzyl]-1H-indole-7-carboxylate (0.30 g), pyridin-2-yltrifluoromethanesulfonate (0.35 g), tripotassium phosphate (0.49 g), palladium(II) chloride (27 mg), and biphenyl-2-yl(dicyclohexyl)phosphine (0.11 g) were added dioxane (12 mL) and water (3.0 mL), followed by stirring at 100°C for 4 hours. The reaction mixture was purified by silica gel column chromatography (hexane/ethyl acetate=5/1-4/1) to obtain methyl 1-(4-pyridin-2-yl benzyl)-1H-indole-7-carboxylate (0.15 g).

[0156]

Production Example 51

To 2-(7-bromo-1H-indol-1-yl)-1-phenylethanol (0.70 g) were added DMF (7.0 mL), tert-butyl(chloro)dimethylsilane (0.47 g), and imidazole (0.23 g), followed by stirring at room temperature for 25 hours. To the reaction mixture was added a 10% aqueous citric acid solution (15 mL), followed by extraction with ethyl acetate, and the obtained organic layer was washed with brine. After drying over anhydrous sodium sulfate and concentrating under reduced pressure, the obtained residue was purified by silica gel column chromatography (hexane/ethyl acetate=99/1-90/10) to obtain 7-bromo-1-(2-{[tert-butyl(dimethyl)silyl]oxy}-2-phenylethyl)-1H-indole (0.92 g).

[0157]

Production Example 52

To 7-bromo-1-(2-{[tert-butyl(dimethyl)silyl]oxy}-2-phenylethyl)-1H-indole (0.91 g) was added dehydrated THF (30 mL), and an n-butyl lithium hexane solution (1.6 M, 5.2 mL) was added thereto at -78°C while replacing with argon. The mixture was warmed from -78°C to -5°C, followed by stirring for 30 minutes. The reaction mixture was again cooled to -78°C, and dry ice was added thereto, followed by stirring to room temperature. To the mixture was added diethyl ether, followed by washing with a 1 M aqueous sodium hydroxide solution. The obtained aqueous layer was adjusted to pH 3 with a 10% aqueous citric acid solution, followed by extraction with ethyl acetate. The organic layer was washed with water and saturated brine, dried over anhydrous sodium sulfate, and then concentrated under reduced pressure. The residue was purified by silica gel column chromatography (hexane/ethyl acetate=3/1) to obtain 1-[(E)-2-phenyl vinyl]-1H-indole-7-carboxylic acid (0.34 g).

[0158]

Production Example 53

To methyl 1H-indole-7-carboxylate (1.5 g) was added DMF (15 mL), and potassium tert-butoxide (1.5 g) was added thereto under ice-cooling, followed by stirring for 10 minutes. 4-(Bromomethyl)biphenyl (2.8 g) was added thereto, followed by stirring at room temperature for 19 hours. The reaction mixture was again ice-cooled, and a 10% aqueous citric acid solution (20 mL) was added thereto, followed by extraction with ethyl acetate. The organic layer was washed with saturated brine, dried over anhydrous sodium sulfate, and concentrated under reduced pressure. The residue was purified by silica gel column chromatography (hexane/ethyl acetate=97/3-95/5) to obtain methyl 1-(biphenyl-4-ylmethyl)-1H-indole-7-carboxylate (2.5 g).

[0159]

Production Example 54

To methyl 1-(biphenyl-4-ylmethyl)-1H-indole-7-carboxylate (2.5 g) were added methanol (20 mL), THF (20 mL), and a 1 M aqueous sodium hydroxide solution (10 mL), followed by stirring at 60°C for 16 hours. To the reaction mixture was added a 10% aqueous citric acid solution (20 mL), followed by extraction with ethyl acetate, and the organic layer was washed with brine. After dehydration over anhydrous sodium sulfate, filtering and concentrating under reduced pressure, the obtained residue was added with diisopropylether, solidified, and collected by filtration. This solid was purified by silica gel column chromatography (chloroform/methanol=99/1-97/3) to obtain 1-(biphenyl-4-ylmethyl)-1H-indole-7-carboxylic acid (0.99 g).

[0160]

Production Example 55

To (6-piperidin-1-ylpyridin-3-yl)methanol (0.61 g) was added methylene chloride (6.0 mL), and thionyl chloride (1.0 mL) was added dropwise thereto under ice-cooling. In addition, a catalytic amount of DMF was added thereto, followed by stirring at room temperature for 2 hours. Methylene chloride (5.0 mL) and thionyl chloride (1.0 mL) were added thereto, followed by stirring at 60°C overnight. The reaction mixture was concentrated under reduced pressure, and DMF (10 mL) was added thereto. Then, methyl 1H-indole-7-carboxylate (0.56 g) and potassium tert-butoxide (1.3 g) were added thereto under ice-cooling, followed by stirring at room temperature for 3 hours. The reaction mixture was extracted by adding ethyl acetate and water, and the organic layer was washed with brine, dried over anhydrous sodium sulfate, then filtered, and concentrated under reduced pressure. The residue was purified by silica gel column chromatography (hexane/ethyl acetate=95/5-70/30) to obtain methyl 1-[(6-piperidin-1-ylpyridin-3-yl)methyl]-1H-indole-7-carboxylate (0.12 g).

[0161]

Production Example 56

To methyl 1-[4-(4,4,5,5-tetramethyl-1,3,2-dioxaborolan-2-yl)benzyl]-1H-indole-7-carboxylate (0.15 g), 1,1'-bis(diphenylphosphino)ferrocene palladium (14 mg), cesium fluoride (0.17 g), and 3-bromopyridine (79 mg) was added dioxane (4.5 mL), followed by stirring at 100°C for 21 hours under an argon atmosphere. The reaction mixture was purified by silica gel column chromatography (hexane/ethyl acetate=2/1-1/1) to obtain methyl 1-(4-pyridin-3-yl benzyl)-1H-indole-7-carboxylate (0.13 g).

[0162]

Production Example 57

To a mixture of (1-phenylpiperidin-4-yl)methanol (958 mg), methyl 1H-indole-7-carboxylate (590 mg), and toluene (20 mL) was added (tributylphosphoranylidene)acetonitrile (1.0 g) at room temperature. The mixture was stirred at 100°C for 1 day. The reaction mixture was cooled to room temperature and concentrated under reduced pressure. The residue was purified by silica gel column chromatography (hexane-ethyl acetate) to obtain methyl 1-[(1-phenylpiperidin-4-yl)methyl]-1H-indole-7-carboxylate (163 mg).

[0163]

Production Example 58

4-Phenyl thiophene-2-methanol (0.21 g), toluene (2.0 mL), and a catalytic amount of pyridine were added, and thionyl chloride (0.16 mL) was added dropwise thereto under ice-cooling. After stirring at room temperature for 3 hours, the reaction mixture was concentrated under reduced pressure, azeotroped with toluene, and dried at 60°C under reduced pressure to obtain 2-(chloromethyl)-4-phenylthiophene (0.22 g).

[0164]

Production Example 59

To a mixture of methyl 4-bromo-1-(4-chlorobenzyl)-1H-pyrrole-2-carboxylate (0.72 g) and DMF (21 mL) were added phenylboric acid (0.30 g), sodium carbonate (0.58 g), water (3.0 mL), and tetrakis(triphenylphosphine) palladium (0.13 g), followed by stirring at 100°C for 24 hours. To the reaction mixture were added ethyl acetate and water, and the insoluble materials were separated by filtration through Celite. The organic layer was washed with water and saturated brine, dried over anhydrous magnesium sulfate, and then filtered. The filtrate was concentrated under reduced pressure and the residue was purified by silica gel column chromatography (ethyl acetate/hexane=0 to 10%) to obtain methyl 1-(4-chlorobenzyl)-4-phenyl-1H-pyrrole-2-carboxylate (0.26 g).

[0165]

Production Example 60

To a mixture of tert-butyl 4-{[7-({(1S)-1-[4-(methoxycarbonyl)phenyl]ethyl}carbamoyl)-1H-indol-1-yl]methyl}piperidine-1-carboxylate (1.67 g), and THF (20 mL) was added a 4 M hydrogen chloride ethyl acetate

solution (2.0 mL) at room temperature, followed by stirring for 1 hour. The reaction mixture was stirred at 60°C for 6 hours. The reaction mixture was concentrated under reduced pressure. The residue was washed with ethyl acetate and diethyl ether, collected by filtration, and dried under reduced pressure to obtain methyl 4-[(1S)-1-({[1-(piperidin-4-ylmethyl)-1H-indol-7-yl]carbonyl}amino)ethyl]benzoate hydrochloride (1.46 g).

[0166]

Production Example 61

To a mixture of methyl 4-[(1S)-1-({[1-(piperidin-4-ylmethyl)-1H-indol-7-yl]carbonyl}amino)ethyl]benzoate hydrochloride (150 mg) and dichloromethane (2.0 mL) were added sodium triacetoxyborohydride (210 mg) and benzaldehyde (70 mg) at room temperature, followed by stirring for 3 days. To the reaction mixture was added water. In addition, the mixture was alkalified by adding a 1 M aqueous sodium hydroxide solution and extracted with ethyl acetate. The organic layer was washed with saturated brine and dried over anhydrous sodium sulfate. After filtration, the filtrate was concentrated under reduced pressure to obtain methyl 4-{(1S)-1-[({1-[(1-benzyl piperidin-4-yl)methyl]-1H-indol-7-yl}carbonyl)amino]ethyl}benzoate (121 mg) as a white solid.

[0167]

Production Example 62

To methyl 1-(1,3-benzoxazol-2-ylmethyl)-1H-indole-7-carboxylate (0.22 g), methanol (2.0 mL), and THF (2.0 mL) was added a 1 M aqueous sodium hydroxide solution (1.0 mL), followed by stirring at 70°C for 14 hours. The reaction mixture was ice-cooled, a 10% aqueous citric acid solution (5.0 mL) was added thereto, and the precipitated solid was collected by filtration, and washed with water and diethyl ether/hexane (1/1) to obtain 1-{2-[(2-hydroxyphenyl)amino]-2-oxo ethyl}-1H-indole-7-carboxylic acid (0.18 g).

[0168]

Production Example 63

To a mixture of methyl 4-{[(1H-benzimidazol-2-ylcarbonyl)amino]methyl}benzoate (230 mg), potassium carbonate (257 mg), and DMF (4.6 mL) was added p-chlorobenzylbromide (191 mg), followed by stirring at room temperature for 2.5 days. To the reaction mixture was added water (30 mL), followed by extraction with ethyl acetate (30 mL). The organic layer was sequentially washed with saturated aqueous sodium bicarbonate and saturated brine, and dried over anhydrous magnesium sulfate. After filtration and concentration, the obtained residue was washed with methanol (2 mL) to obtain methyl 4-[({[1-(4-chlorobenzyl)-1H-benzimidazol-2-yl]carbonyl}amino)methyl]benzoate (269 mg) as a white solid.

[0169]

Production Example 64

To a mixture of ethyl 5-chloro-1H-indole-7-carboxylate (3.0 g) and acetic acid (30 mL) was added sodium cyanoborohydride (2.5 g), followed by stirring at room temperature for 19 hours. The reaction mixture was concentrated under reduced pressure, and the residue was adjusted to pH 8 by adding saturated aqueous sodium bicarbonate. After extraction with chloroform, the organic layer was dried over anhydrous sodium sulfate, filtered, and concentrated under reduced pressure. The residue was added with diethyl ether/hexane (1/5), solidified, and collected by filtration. To this solid was added ethyl acetate (10 mL), and 4 M hydrogen chloride ethyl acetate (10 mL) was added thereto, followed by concentration under reduced pressure. To the residue was added diethyl ether/hexane mixture (1/5), and the solid was collected by filtration and dried under reduced pressure to obtain ethyl 5-chloroindoline-7-carboxylate hydrochloride (1.6 g).

[0170]

Production Example 65

A mixture of ethyl 1-[(5-bromopyridin-2-yl)methyl]-5-chloro-1H-indole-7-carboxylate (0.30 g), (9,9-dimethyl-9H-xanthene-4,5-diyl)bis(diphenylphosphine) (88 mg), sodium tert-butoxide (0.12 g), piperidine (84 mg), tris(dibenzylideneacetone)dipalladium (0) (70 mg), and dehydrated toluene (6.0 mL) was bubbled with argon for 10 minutes, followed by stirring at 110°C for 2 hours. The reaction mixture was filtered through Celite and washed with diethyl ether. To this filtrate was added saturated aqueous sodium bicarbonate, followed by extraction with diethyl ether, and the organic layer was washed with saturated brine. After drying over anhydrous sodium sulfate, filtering and concentrating under reduced pressure, the residue was purified by silica gel column chromatography (hexane/ethyl acetate=1/1) to obtain ethyl 5-chloro-1-[(5-piperidin-1-ylpyridin-2-yl)methyl]-1H-indole-7-carboxylate (0.23 g).

[0171]

Production Example 66

A mixture of 2-fluoro-5-(trifluoromethyl)benzonitrile (1000 mg), 5-chloro-1H-indole (800 mg), potassium carbonate (1.8 g), and DMSO (10 ml) was stirred at 100°C for 14 hours. The reaction mixture was cooled to room temperature, and water was added thereto, followed by extraction with ethyl acetate. The organic layer was washed with water and saturated brine, and dried over anhydrous sodium sulfate. After filtration, the filtrate was concentrated under reduced pressure to obtain 2-(5-chloro-1H-indol-1-yl)-5-(trifluoromethyl)benzonitrile (1.66 g).

[0172]

Production Example 67

To a mixture of 2-(5-chloro-1H-indol-1-yl)-5-(trifluoromethyl)benzonitrile (1.66 g) and ethylene glycol (18 mL) was added a 1 M aqueous sodium hydroxide solution (26 mL) at room temperature, followed by stirring at 180°C for 16 hours. The reaction

mixture was cooled to room temperature and neutralized by adding 1 M hydrochloric acid (26 mL), followed by extraction with ethyl acetate. The organic layer was washed with saturated brine and dried over anhydrous sodium sulfate. After filtration, the filtrate was concentrated under reduced pressure to obtain 2-(5-chloro-1H-indol-1-yl)-5-(trifluoromethyl)benzoic acid (1.67 g).

[0173]

Production Example 68

To a mixture of ethyl 1-(1,2,3,4-tetrahydroisoquinolin-7-ylmethyl)-5-(trifluoromethyl)-1H-indole-7-carboxylate (0.14 g) and ethyl acetate (10 mL) was added manganese dioxide (0.30 g) at room temperature. The reaction liquid was stirred for 6.5 hours under the condition for heating with reflux. In addition, to the reaction liquid were added toluene (10 mL) and manganese dioxide (0.30 g) at room temperature, followed by stirring at 110°C for 1 day and then at 130°C for 1 day. The reaction liquid was left to be cooled to room temperature, and filtered using Celite, and the filtrate was concentrated under reduced pressure. The residue was purified by silica gel column chromatography (hexane:ethyl acetate=75:25-30:70) to obtain ethyl 1-(isoquinolin-7-ylmethyl)-5-(trifluoromethyl)-1H-indole-7-carboxylate (85 mg).

[0174]

Production Example 505

To a mixture of 4-bromo-3-chloro-2-methyl aniline hydrochloride (1.0 g), sodium acetate (0.5 g), and acetic acid (15 mL) was added N-iodosuccinimide (1.0 g) under water-cooling. The reaction mixture was stirred at room temperature for 3.5 hours. To the reaction mixture were added ethyl acetate and water, and akalified by adding potassium carbonate. Then, a liquid-separation operation was carried out, and the organic layer was washed with saturated brine, dried over anhydrous sodium sulfate, and then evaporated under reduced pressure. The residue was purified by silica gel column chromatography (hexane:ethyl acetate=100:0-90:10) to obtain 4-bromo-3-chloro-6-iodo-2-methylaniline (1.3 g).

[0175]

Production Example 506

To a mixture of N-[2-methyl-3-(trifluoromethyl)phenyl]acetamide (6.2 g) and acetic acid (40 ml) was added an acetic acid solution (10 ml) of bromine (1.8 ml) under water-cooling. The reaction liquid was stirred at room temperature overnight and then at 50°C for 2 hours. In addition, to the reaction liquid was added bromine (1.5 ml) under water-cooling, followed by stirring at 50°C for 1 day. In addition, to the reaction liquid was added bromine (2.0 ml) under water-cooling, followed by stirring at 50°C for 1 day. In addition, to the reaction liquid was added bromine (2.0 ml) under water-cooling, followed by stirring at 50°C for 1 day. In addition, to the reaction liquid was added

bromine (2.0 ml) under water-cooling, followed by stirring at 50°C for 4 days. The reaction liquid was poured into ice water (about 200 g), ethyl acetate was added thereto, followed by neutralization with potassium carbonate. A liquid-separation operation was carried out, and the organic layer was washed with an aqueous sodium thiosulfate solution and saturated brine in this order, dried over anhydrous sodium sulfate, and then evaporated under reduced pressure to obtain N-[4-bromo-2-methyl-3-(trifluoromethyl)phenyl]acetamide (9.0 g).

[0176]

Production Example 507

To a mixture of tert-butyl 5-bromo-7-(bromomethyl)-6-chloro-1H-indole-1-carboxylic acid (7.2 g) and acetonitrile (50 mL) was added 4-methyl morpholine-4-oxide (2.7 g) at room temperature. The reaction mixture was stirred at 50°C for 7 hours and then at 70°C overnight. The reaction mixture was concentrated under reduced pressure, ethyl acetate and water were added thereto, and a liquid-separation operation was carried out. The organic layer was washed with saturated brine, dried over anhydrous sodium sulfate, and then evaporated under reduced pressure. The residue was purified by silica gel column chromatography (hexane:ethyl acetate=100:0-90:10) to obtain tert-butyl 5-bromo-6-chloro-7-formyl 1H-indole-1-carboxylic acid (2.9 g).

[0177]

Production Example 508

To a mixture of tert-butyl 5-bromo-6-chloro-7-formyl 1H-indole-1-carboxylic acid (2.9 g), sodium dihydrogen phosphate (2.0 g), 2-methyl-2-butene (2.6 g), water (10 mL), and 1,4-dioxane (30 mL) was added sodium chlorite (1.8 g) under ice-cooling. The reaction mixture was stirred under ice-cooling for 1 hour, and then at room temperature for 5 hours. The reaction mixture was concentrated under reduced pressure, and ethyl acetate and water were added thereto, and a liquid-separation operation was carried out. The organic layer was washed with saturated brine, dried over anhydrous sodium sulfate, and then evaporated under reduced pressure to obtain 5-bromo-1-(tert-butoxycarbonyl)-6-chloro-1H-indole-7-carboxylic acid (3.1 g).

[0178]

Production Example 509

To a mixture of 5-bromo-1-(tert-butoxycarbonyl)-6-chloro-1H-indole-7-carboxylic acid (0.3 g), water (2.0 mL), and methanol (6.0 mL) was added potassium carbonate (0.6 g) at room temperature. The reaction mixture was stirred at 70°C for 5.5 hours. The reaction mixture was concentrated under reduced pressure, and ethyl acetate and water were added thereto, followed by acidification with 1 M hydrochloric acid. Then, a liquid-separation operation was carried out, and the organic layer was washed with saturated

brine, dried over anhydrous sodium sulfate, and then evaporated under reduced pressure to obtain 5-bromo-6-chloro-1H-indole-7-carboxylic acid (0.22 g).

[0179]

Production Example 510

To a mixture of N-[4-bromo-2-methyl-3-(trifluoromethyl)phenyl]acetamide (9.0 g) and ethanol (40 mL) was added concentrated hydrochloric acid (40 mL) at room temperature. The reaction mixture was stirred at 100°C for 4 hours. The reaction mixture was left to be cooled to room temperature, and ethyl acetate and water were added thereto, followed by alkalification with potassium carbonate. Then, a liquid-separation operation was carried out, and the organic layer was washed with saturated brine, dried over anhydrous sodium sulfate, and then evaporated under reduced pressure. The residue was purified by silica gel column chromatography (hexane:ethyl acetate 90:10-60:40) to obtain 4-bromo-2-methyl-3-(trifluoromethyl) aniline (6.9 g).

[0180]

Production Example 511

To a mixture of 4-amino-3-bromo-5-iodobenzonitrile (1.0 g), copper iodide (60 mg), and triethylamine (10 mL) was added bistriphenylphosphine palladium dichloride (0.22 g) under an argon atmosphere, and degassed twice with argon. Ethynyl trimethylsilane (0.47 mL) was added thereto under ice-cooling, followed by stirring at room temperature for 24 hours. The insoluble materials in the reaction mixture were separated by filtration through Celite, and the filtrate was concentrated under reduced pressure. To the residue were added a 10% aqueous citric acid solution and ethyl acetate, and the insoluble materials were separated again by filtration. The organic layer was washed with a saturated aqueous sodium hydrogen carbonate solution, water, and saturated brine, dried over anhydrous magnesium sulfate, and then filtered. The filtrate was concentrated under reduced pressure, and the residue was purified by silica gel column chromatography (hexane:chloroform=2:1) to obtain 4-amino-3-bromo-5-[(trimethylsilyl)ethynyl]benzonitrile (0.81 g).

[0181]

Production Example 512

To a mixture of 4-amino-3-bromo-5-[(trimethylsilyl)ethynyl]benzonitrile (0.80 g) and tetrahydrofuran (3.0 mL) was added a 1 M tetrabutyl ammonium fluoride-THF solution (3.0 mL) under ice-cooling, followed by stirring at room temperature for 0.5 hour. To the reaction mixture was added water under ice-cooling, followed by extraction with ethyl acetate. The organic layer was washed with saturated brine, dried over anhydrous magnesium sulfate, and then filtered. The filtrate was concentrated under reduced pressure, and the residue was purified by silica gel column chromatography (chloroform/hexane=30-50%) to obtain 4-amino-3-bromo-5-ethynylbenzonitrile (0.57 g).

[0182]

Production Example 513

To a mixture of tert-butyl 5-bromo-7-methyl-6-(trifluoromethyl)-1H-indole-1-carboxylic acid (1.2 g) and carbon tetrachloride (20 mL) were added N-bromosuccinimide (0.70 g) and 2,2'-azobis(2-methylpropionitrile) (20 mg) at room temperature. The reaction mixture was stirred at 90°C for 18 hours. The reaction mixture was left to be cooled to room temperature and filtered through Celite to remove the insoluble materials. The filtrate was evaporated under reduced pressure, and to the residue was added acetonitrile (20 mL), followed by addition of 4-methyl morpholine-4-oxide (0.50 g) under ice-cooling. The reaction mixture was stirred at room temperature for 24 hours. The reaction mixture was evaporated under reduced pressure, ethyl acetate and water were added thereto, and a liquid-separation operation was carried out. The organic layer was washed with saturated brine, dried over anhydrous sodium sulfate, and then evaporated under reduced pressure. The residue was purified by silica gel column chromatography (hexane:ethyl acetate=100:0-90:10) to obtain tert-butyl 5-bromo-7-formyl-6-(trifluoromethyl)-1H-indole-1-carboxylic acid (0.26 g).

[0183]

Production Example 514

To a mixture of 4-amino-3-bromo-5-ethynylbenzonitrile (0.57 g) and 1-methyl-2-pyrrolidinone (12 mL) was added tert-butylcarbamate (0.57 g) under ice-cooling, followed by stirring at room temperature for 24 hours. To the reaction mixture was added a 10% aqueous citric acid solution under ice-cooling, followed by extraction with ethyl acetate. The organic layer was washed with water, a saturated aqueous sodium hydrogen carbonate solution, water, and saturated brine, dried over anhydrous magnesium sulfate, and then filtered. The filtrate was concentrated under reduced pressure to obtain 7-bromo-1H-indole-5-carbonitrile (0.55 g).

[0184]

Production Example 515

To a mixture of methyl trans-4-[({[5-bromo-6-chloro-1-(isoquinolin-3-ylmethyl)-1H-indol-7-yl]carbonyl}amino)methyl]cyclohexane carboxylate (0.28 g), sodium formate (0.10 g), and DMSO (5.0 mL) was added tetrakis(triphenylphosphine) palladium (20 mg) at room temperature. The reaction mixture was stirred at 70°C for 2 hours and then at 90°C for 3 hours. In addition, to the reaction mixture were added sodium formate (0.10 g) and tetrakis(triphenylphosphine) palladium (40 mg) in this order at room temperature, followed by stirring overnight at 90°C. To the reaction liquid were added ethyl acetate and water, and the insoluble materials were removed by filtration through Celite. The filtrate was subjected to a liquid-separation operation, and the organic layer was washed with saturated brine, dried over anhydrous sodium sulfate, and then evaporated under

reduced pressure. The residue was purified by silica gel column chromatography (methanol:chloroform=0:100-5:95) to obtain methyl trans-4-[({[6-chloro-1-(isoquinolin-3-ylmethyl)-1H-indol-7-yl]carbonyl}amino)methyl]cyclohexane carboxylic acid (0.14 g).

[0185]

Production Example 516

To a mixture of methyl trans-4-[({[5-bromo-6-(trifluoromethyl)-1H-indol-7-yl]carbonyl}amino)methyl]cyclohexane carboxylic acid (75 mg), triethylamine (0.1 mL), and methanol (5.0 mL) was added 10% palladium-carbon (80 mg) under ice-cooling. The reaction liquid was stirred at room temperature for 1 day under 1-atom hydrogen. The insoluble materials of the reaction liquid were removed by filtration through Celite, and evaporated under reduced pressure. To the residue was added ethyl acetate and water, and a liquid-separation operation was carried out. The organic layer was washed with a 5% aqueous citric acid solution and saturated brine in this order, dried over anhydrous sodium sulfate, and then evaporated under reduced pressure. The residue was purified by silica gel column chromatography (hexane:ethyl acetate=80:20-50:50) to obtain methyl trans-4-[({[6-(trifluoromethyl)-1H-indol-7-yl]carbonyl}amino)methyl]cyclohexane carboxylic acid (41 mg).

[0186]

The Production Example compounds shown in Tables below were prepared in the same manner as in Production Examples above, using the respective corresponding starting materials. The structures of the Production Example compounds are shown in Table 3 to Table 136 and the production processes, and the physical data of the Production Example compounds are shown in Tables 201 to 211.

[0187]

Example 1

To a solution of methyl 4-[(1S)-1-({[1-(4-chlorobenzyl)-1,2,3,4-tetrahydroquinolin-8-yl]carbonyl}amino)ethyl]benzoate (129 mg) in THF (2.0 mL) and methanol (1.0 mL) was added a 1 M aqueous sodium hydroxide solution (1.0 mL) at room temperature, followed by stirring for 2 days. The reaction mixture was neutralized by adding 1 M hydrochloric acid (1.0 mL) at room temperature, followed by extraction with ethyl acetate. The organic layer was washed with saturated brine and dried over anhydrous sodium sulfate. After filtration, the filtrate was concentrated under reduced pressure. The residue was purified by silica gel column chromatography (hexane-ethyl acetate). The resulting product was dissolved in ethyl acetate (2.0 mL), and to the solution was added a 4 M hydrogen chloride ethyl acetate solution (2.0 mL) at room temperature, followed by stirring for 1 day. The solvent was evaporated under reduced pressure, and the residue was washed with ethyl acetate, collected by filtration, and dried

under reduced pressure to obtain 4-[(1S)-1-({[1-(4-chlorobenzyl)-1,2,3,4-tetrahydroquinolin-8-yl]carbonyl}amino)ethyl]benzoic acid hydrochloride (97 mg).

[0188]

Example 2

To a mixture of 1-(4-chlorobenzyl)-1H-indole-7-carboxylic acid (0.20 g), methyl 4-(aminomethyl)-3-chlorobenzoate hydrochloride (0.18 g), and HATU (0.32 g) in DMF (4.0 mL) was added diisopropylethylamine (0.29 ml) under ice-cooling, followed by stirring at room temperature for 14 hours. After ice-cooled again, a 5% aqueous citric acid solution (8.0 mL) was added thereto, and the precipitated solid was collected by filtration, sequentially washed with water and diisopropylether, and dried at 60°C under reduced pressure. To the obtained solid were added methanol (3.0 mL), THF (3.0 mL), and a 1 M aqueous sodium hydroxide solution (2.0 mL), followed by stirring at 60°C for 2 hours. The reaction mixture was left to be cooled, a 10% aqueous citric acid solution (5.0 mL) was added thereto, and the precipitated solid was collected by filtration, washed with water, and dried at 60°C under reduced pressure to obtain 3-chloro-4-[({[1-(4-chlorobenzyl)-1H-indol-7-yl]carbonyl}amino)methyl]benzoic acid (0.24 g).

[0189]

Example 3

To methyl 4-[(1S)-1-({[1-(biphenyl-4-ylmethyl)-1H-indol-7-yl]carbonyl}amino)ethyl]benzoate (0.30 g) were added methanol (4.0 mL), THF (4.0 mL), and a 1 M aqueous sodium hydroxide solution (3.0 mL), followed by stirring at 65°C for 2 hours and then at room temperature for 3 days. To the reaction mixture was added a 10% aqueous citric acid solution (4.0 mL), and the precipitated solid was collected by filtration, washed with water and a mixture of diethyl ether/hexane (1/1), and dried at 60°C under reduced pressure to obtain 4-[(1S)-1-({[1-(biphenyl-4-ylmethyl)-1H-indol-7-yl]carbonyl}amino)ethyl]benzoic acid (0.25 g).

[0190]

Example 4

To a mixture of 4-{(1S)-1-[({1-[(6-chloropyridin-3-yl)methyl]-1H-indol-7-yl}carbonyl)amino]ethyl}benzoic acid (0.15 g), phenylboronic acid (84 mg), tripotassium phosphate (0.22 g), palladium (II) chloride (9.2 mg), and biphenyl-2-yl(dicyclohexyl) phosphine (36 mg) were added dioxane (6.0 mL), water (1.5 mL), followed by stirring at 100°C for 1 hour. The reaction mixture was adjusted to pH 3 by adding a 10% aqueous citric acid solution. The mixed liquid was filtered through Celite, and the filtrate was extracted with ethyl acetate. The organic layer was washed with brine, dried over anhydrous sodium sulfate, and then filtered, and the filtrate was concentrated under reduced pressure. The residue was purified by silica gel column chromatography

(hexane/THF=2/1-1/1) to obtain 4-{(1S)-1-[({1-[(6-phenylpyridin-3-yl)methyl]-1H-indol-7-yl}carbonyl)amino]ethyl}benzoic acid (66 mg).

[0191]

Example 5

To 4-{(1S)-1-[({1-[(6-chloropyridin-3-yl)methyl]-1H-indol-7-yl}carbonyl)amino]ethyl}benzoic acid (95 mg) were added ethanol (2.0 mL) and piperidine (65 μL), followed by stirring at room temperature overnight. After concentration under reduced pressure, DMSO (1.0 mL), piperidine (65 μL), and potassium tert-butoxide (61 mg) were added thereto, followed by stirring at 80°C for 2 hours. To the reaction mixture was added a 10% aqueous citric acid solution (10 mL), followed by extraction with ethyl acetate. The obtained organic layer was washed with water, dried over anhydrous sodium sulfate, filtered, and concentrated under reduced pressure. The residue was purified by silica gel column chromatography (chloroform/methanol=99/1-95/5) to obtain 4-{(1S)-1-[({1-[(6-ethoxypyridin-3-yl)methyl]-1H-indol-7-yl}carbonyl)amino]ethyl}benzoic acid (9.0 mg).

[0192]

Example 6

To a mixture of 1-(4-chlorobenzyl)-N-[(1S)-1-(4-{[(3-acetoxypropyl)sulfonyl]carbamoyl}phenyl)ethyl]-1H-indole-7-carboxamide (200 mg), THF (3 mL), and methanol (3 mL) was added a 1 M aqueous sodium hydroxide solution (1.7 mL), followed by stirring at room temperature overnight. The reaction mixture was adjusted to pH 4 by adding 1 M hydrochloric acid (1.7 mL), and further, water (20 mL) was added thereto, followed by stirring at room temperature for 30 minutes. The precipitated solid was collected by filtration, washed with water (4 mL), and then washed with cold ethanol (3 mL) to obtain 1-(4-chlorobenzyl)-N-[(1S)-1-(4-{[(3-hydroxypropyl)sulfonyl]carbamoyl}phenyl)ethyl]-1H-indole-7-carboxamide (80 mg) as a pale yellow solid.

[0193]

The Example compounds shown in Tables below were prepared in the same manner as in Examples above, using the respective corresponding starting materials. The structures of the Example compounds are shown in Table 137 to Table 200 and the production processes and the physical data of the Example compounds are shown in Table 212 to Table 223.

[0194]

Furthermore, other embodiments of the compound of the formula (I) or a salt thereof are shown in Tables 224 to 228. These compounds can be easily prepared by the preparation methods above, the methods described in Examples, the methods apparent to a skilled person in the art, or modified methods thereof.

[0195]

In addition, the following abbreviations are used in Tables below.

Pr: Production Example number (a case where in Production Example, "/Cl" is described after Production Example number means that the Production Example compound was isolated as a hydrochloride), Ex: Example number (a case where in Example, "/Cl" is described after Example number means that the Example compound was isolated as a hydrochloride), No: Compound number, Structure: Structural formula (Ac: acetyl, TMS: trimethylsilyl, TBS: tert-butyl dimethylsilyl), Syn: Production process (among Examples or Production Examples above, the Production Example number or Example number produced in the same manner is shown. For example, it represents that the compound of Production Example 69 was prepared in the same manner as for the compound of Production Example 38), Data: Physicochemical data (values measured with NMR-C: δ (ppm) in ^{1}H NMR in $CDCl_3$, NMR-D: δ (ppm) in ^{1}H NMR in DMSO-d_6, FAB+: FAB-MS (cation), FAB-: FAB-MS (anion), ESI+: ESI-MS (cation), ESI-: ESI-MS (anion), APCI+: APCI-MS (cation), EI: EI-MS (cation), CI+: CI-MS (cation), APCI/ESI+: APCI-MS (cation), or ESI-MS (cation), mp: melting point (°C, dec: decomposition)).

[0196]

[Table 3]

Pr	Structure
1	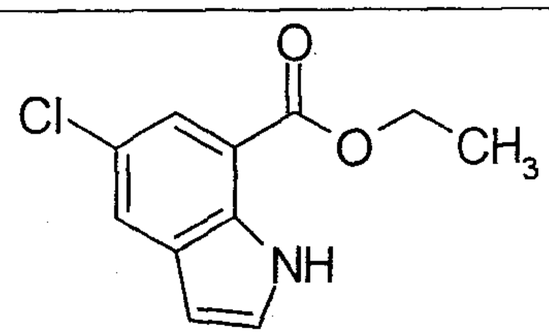
2	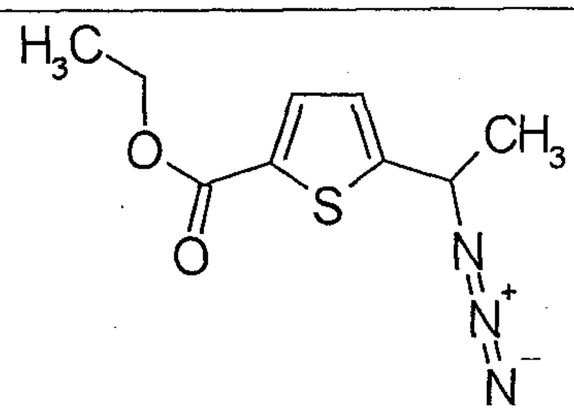
3/Cl	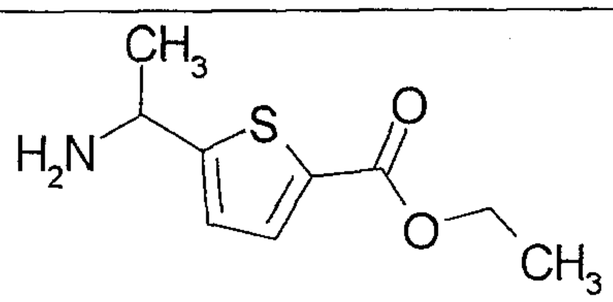
4	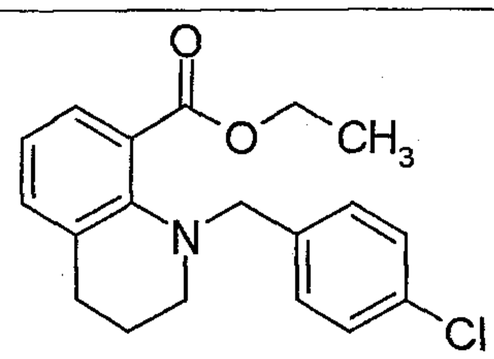
5	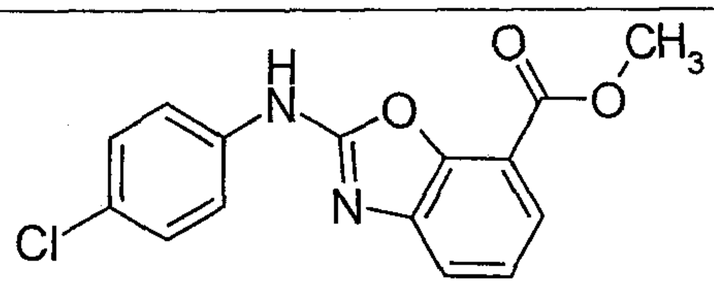
6	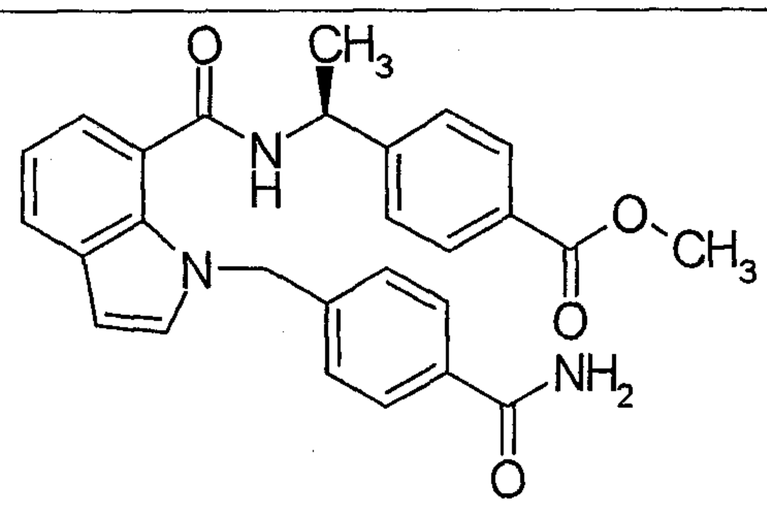

[0197]

[Table 4]

Pr	Structure
7	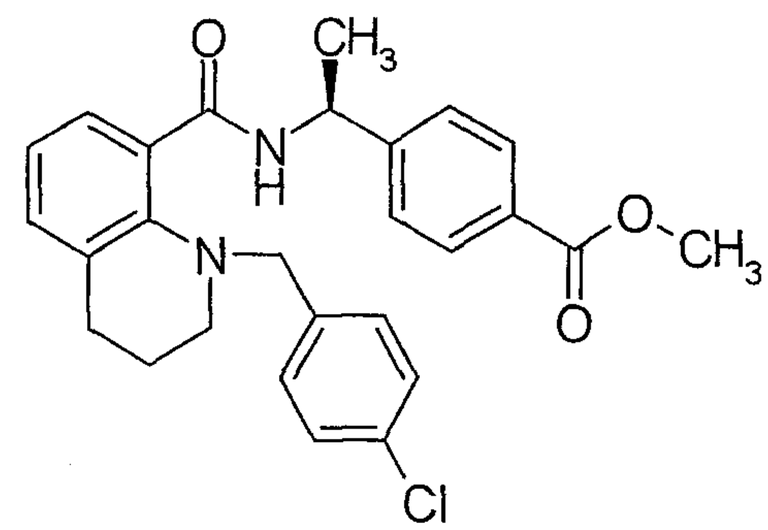
8	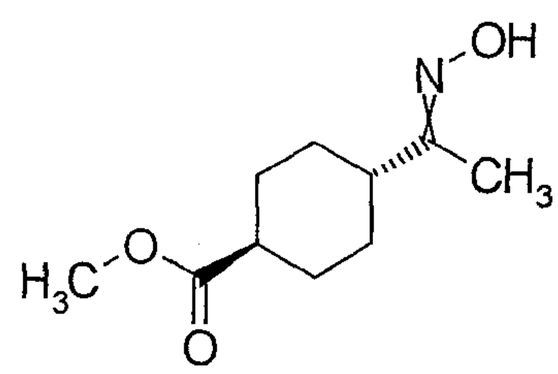
9/Cl	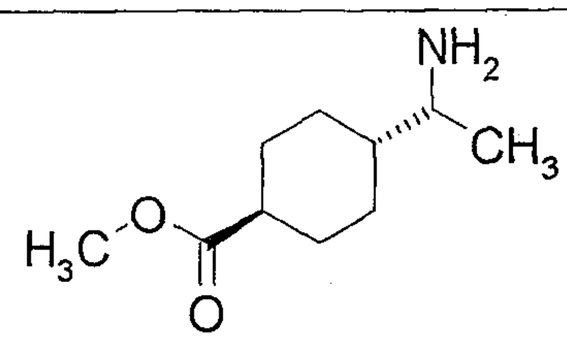
10	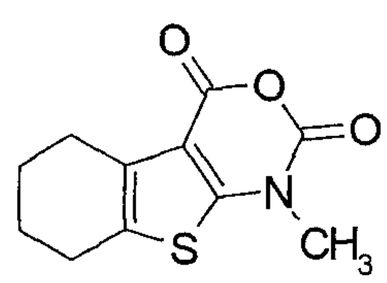
11	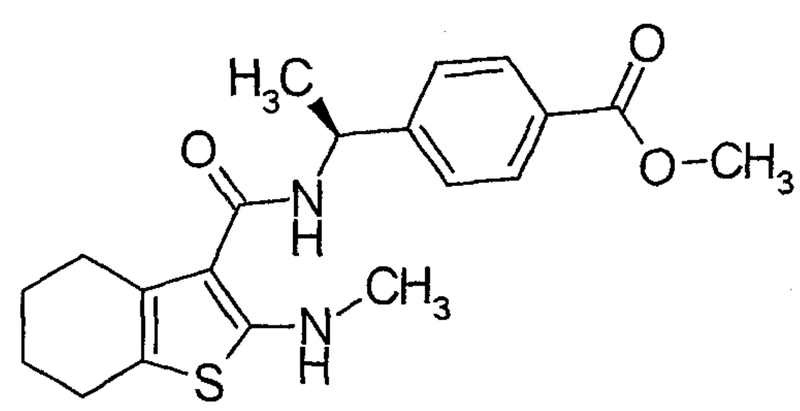

[0198]

[Table 5]

Pr	Structure
12	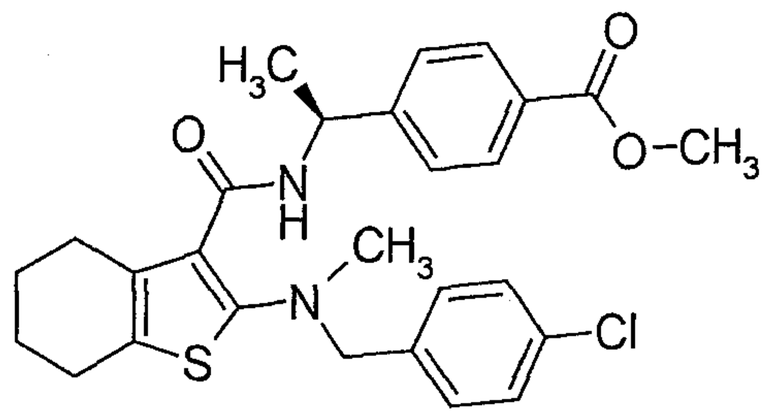
13	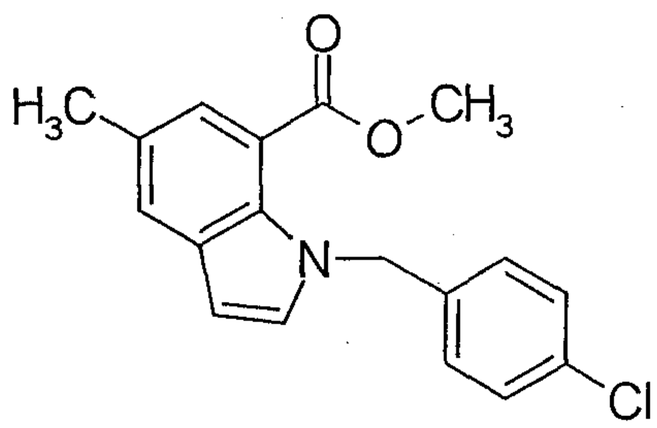
14	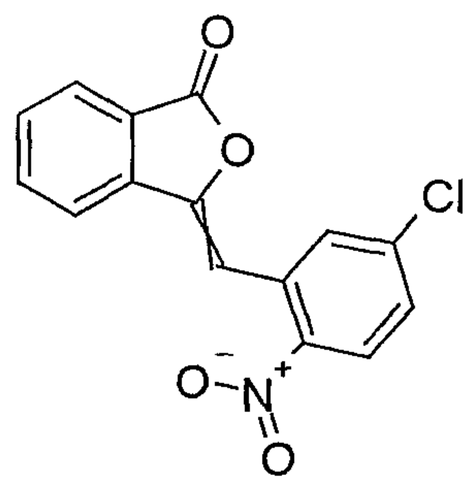
15	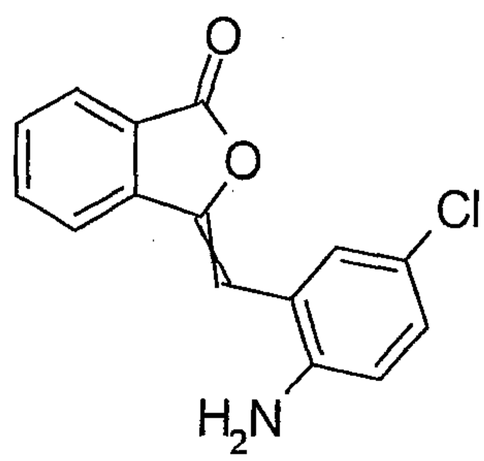
16	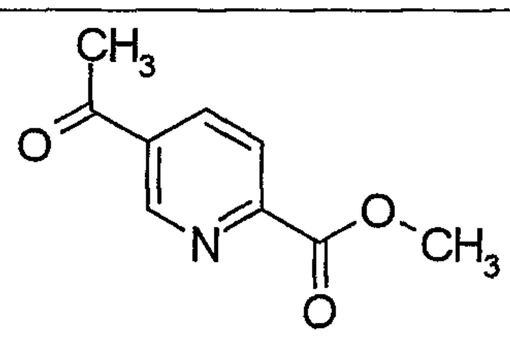

[0199]

[Table 6]

Pr	Structure
17	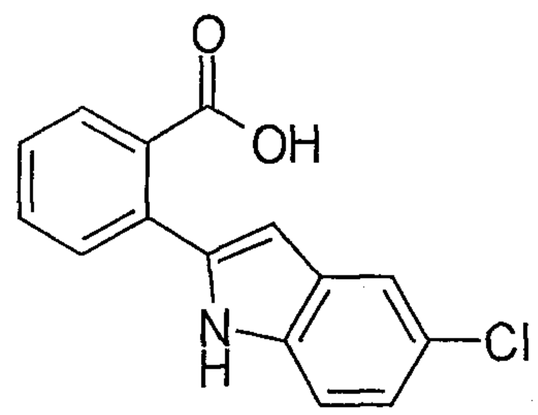
18	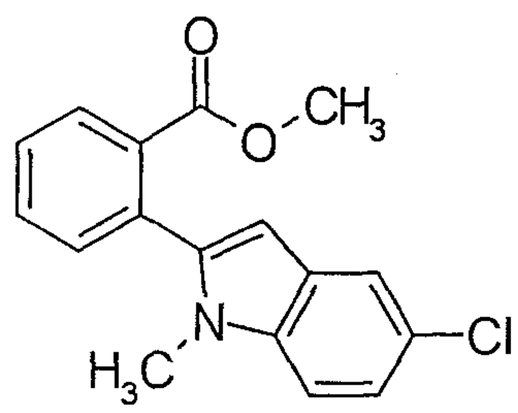
19/Cl	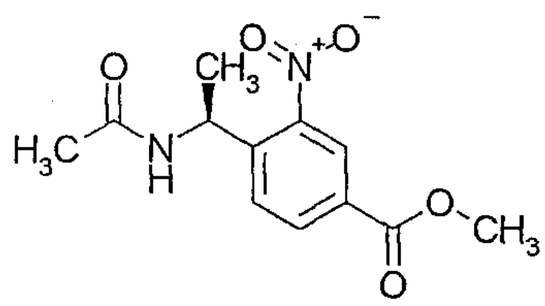
20	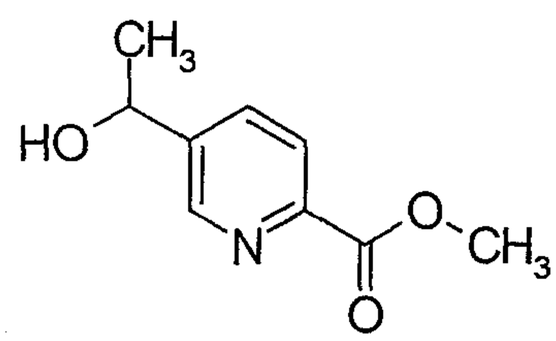
21	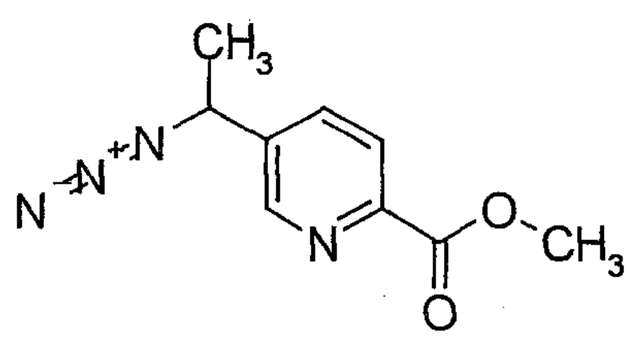
22	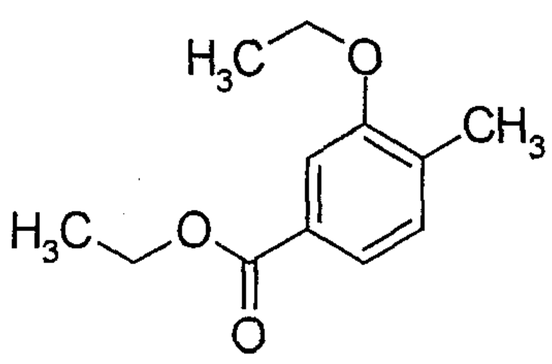

[0200]

[Table 7]

Pr	Structure
23	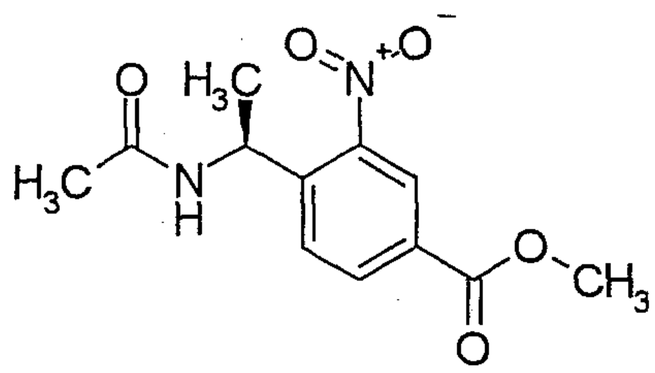
24	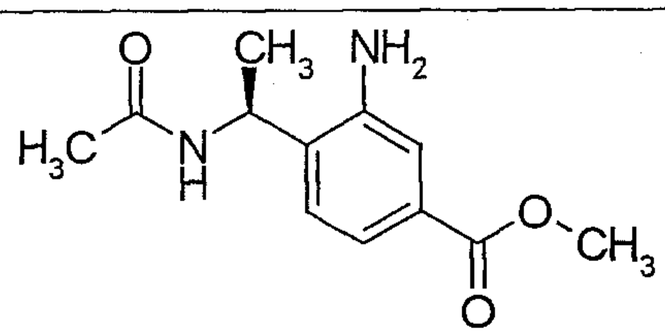
25	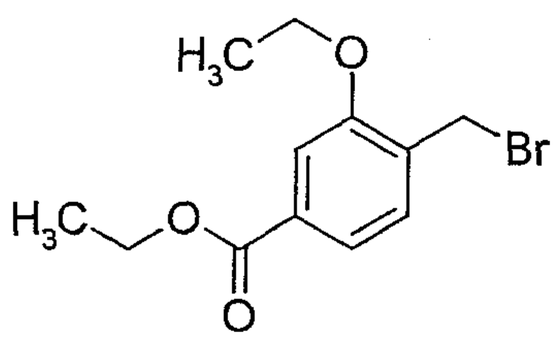
26	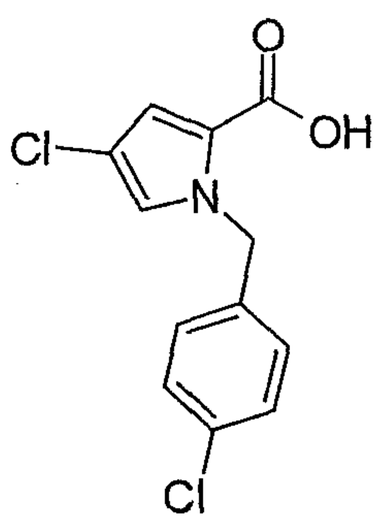
27	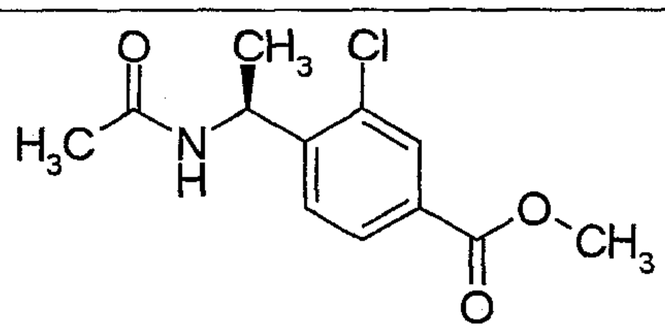
28	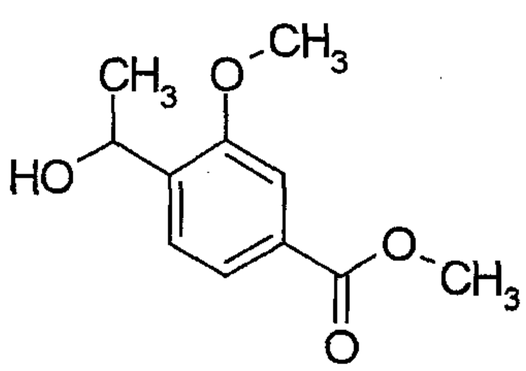

[0201]

[Table 8]

Pr	Structure
29	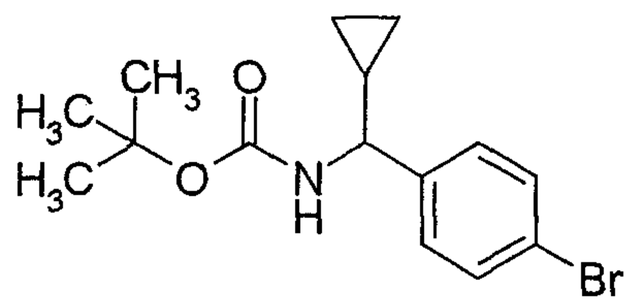
30/Cl	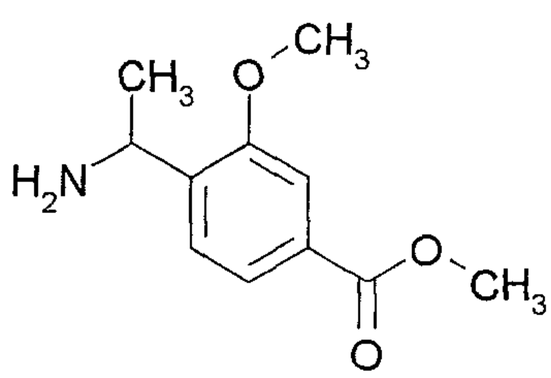
31/Cl	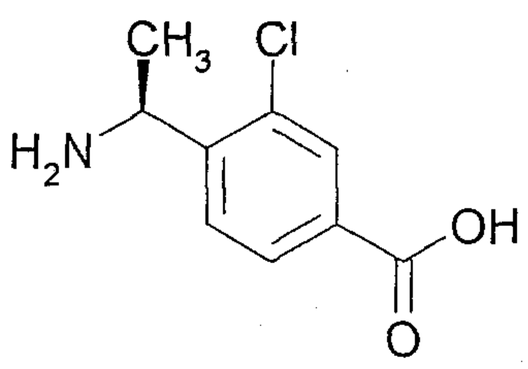
32	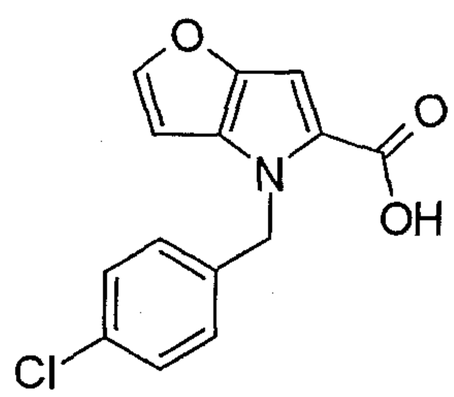
33/Cl	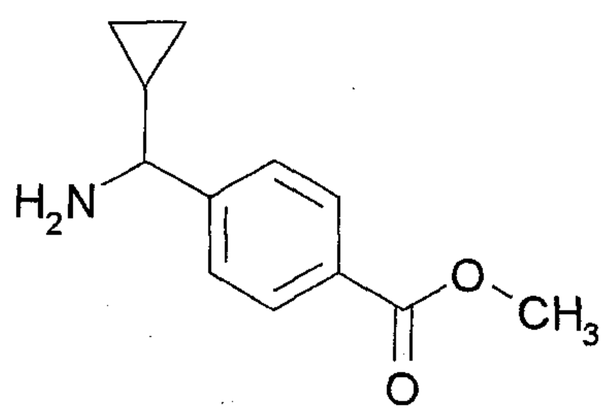
34	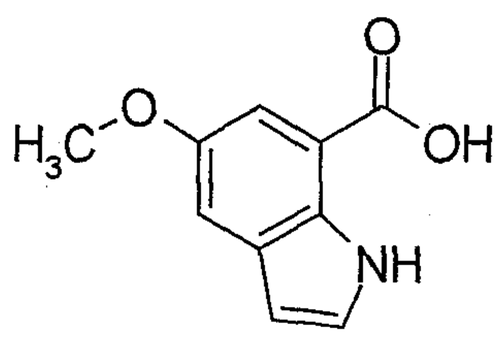

[0202]

[Table 9]

Pr	Structure
35/Cl	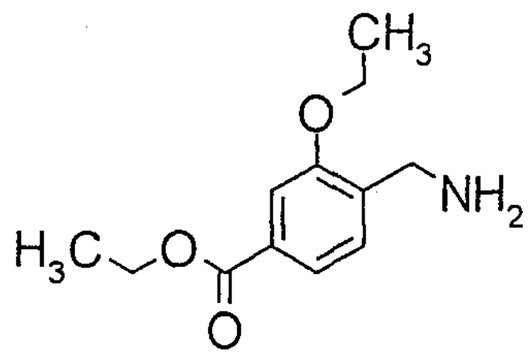
36	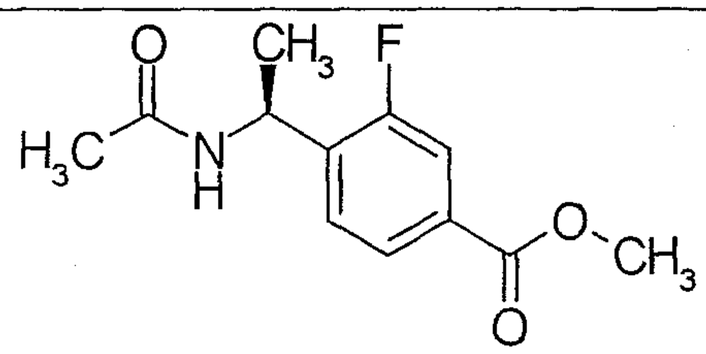
37/Cl	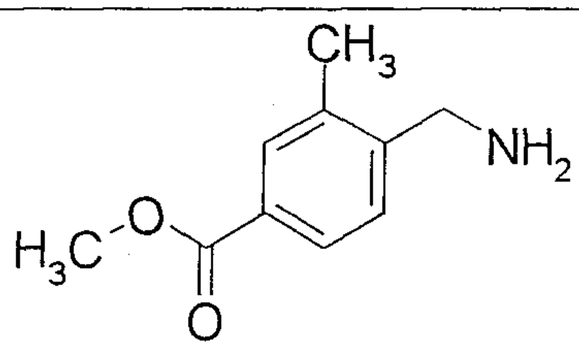
38	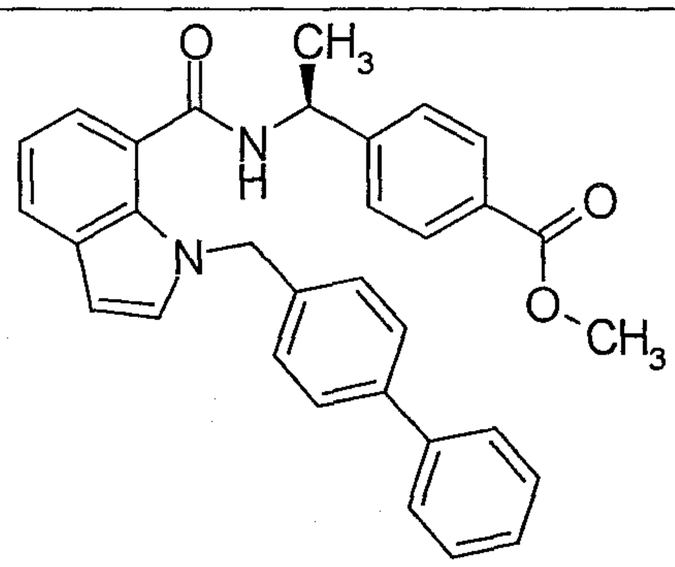
39	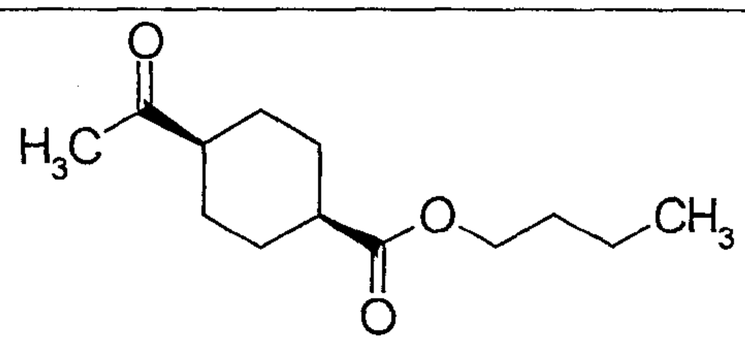
40	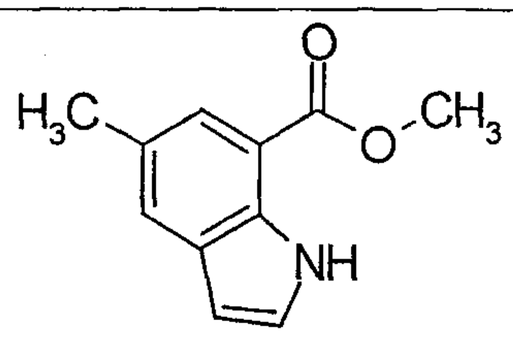

[0203]

[Table 10]

Pr	Structure
41a	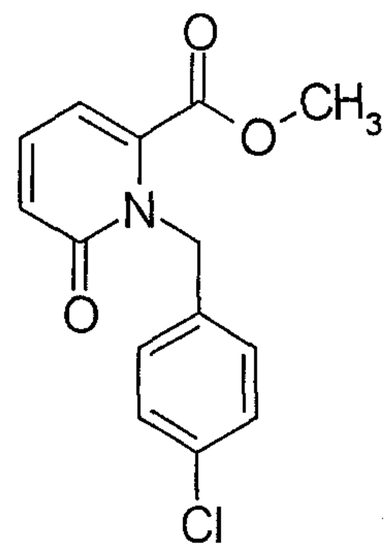
41b	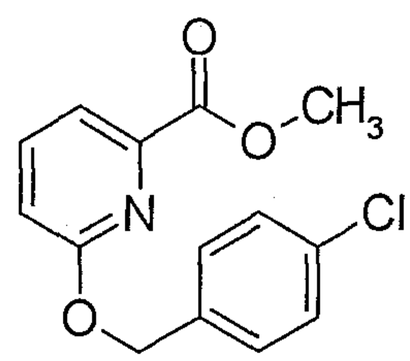
42	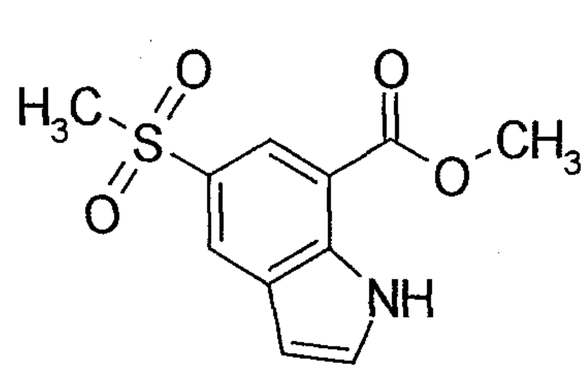
43	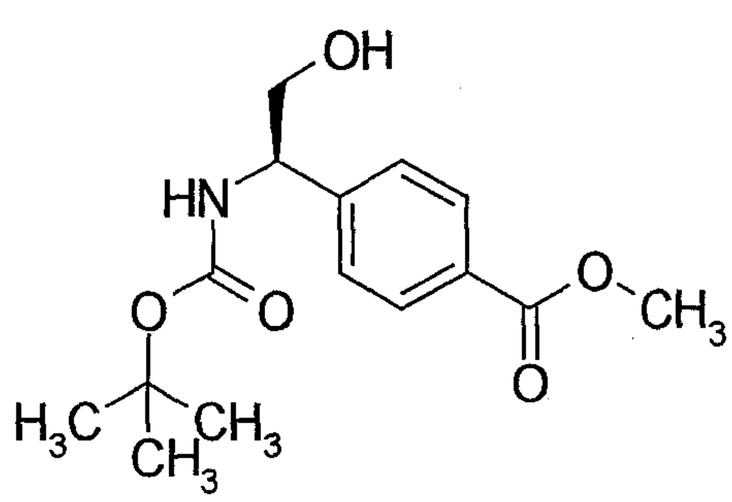

[0204]

[Table 11]

Pr	Structure
44	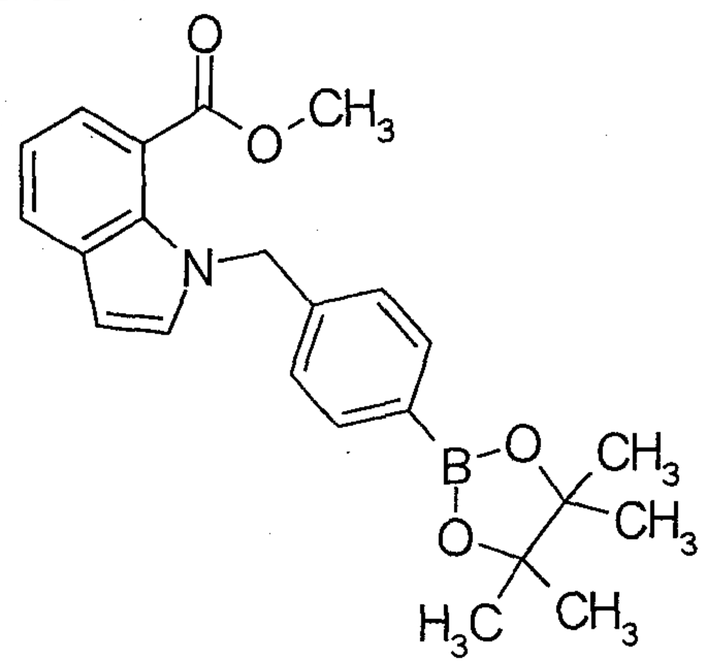
45	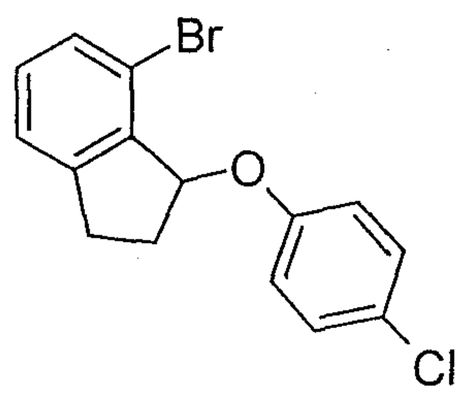
46	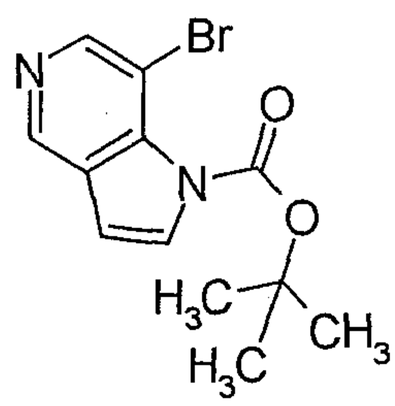
47	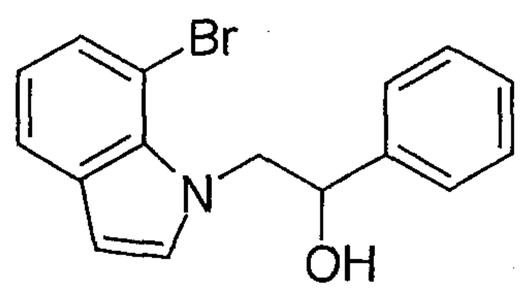
48	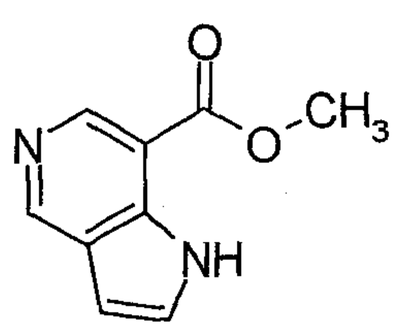

[0205]

[Table 12]

Pr	Structure
49	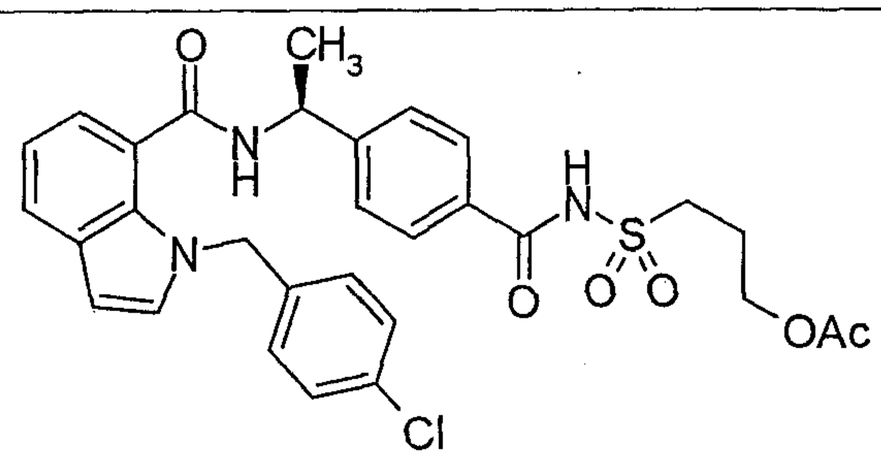
50	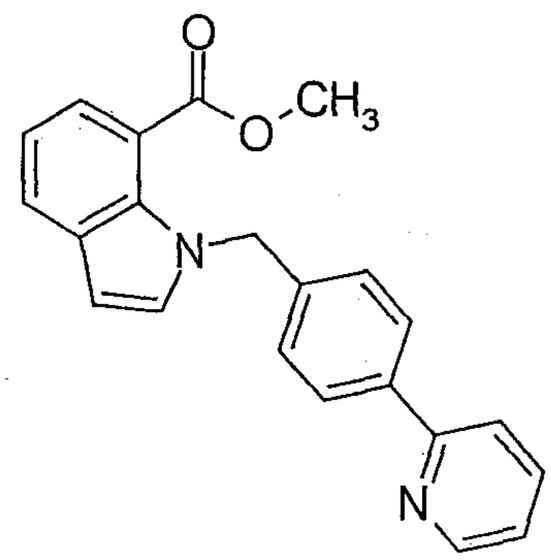
51	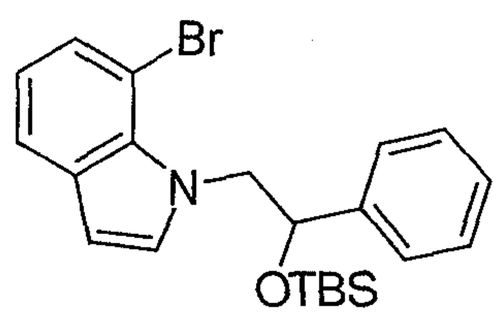
52	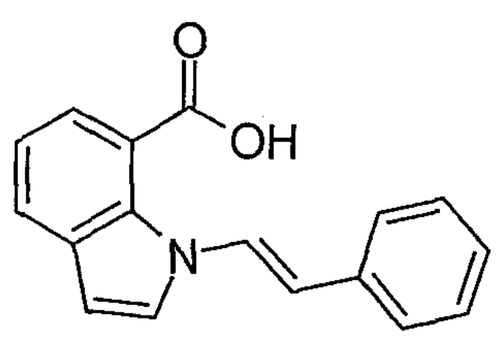
53	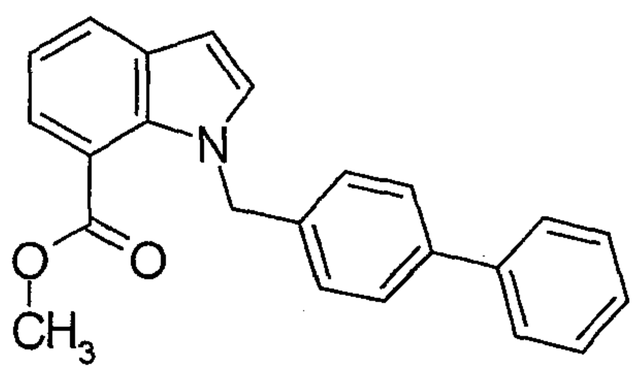

[0206]

[Table 13]

Pr	Structure
54	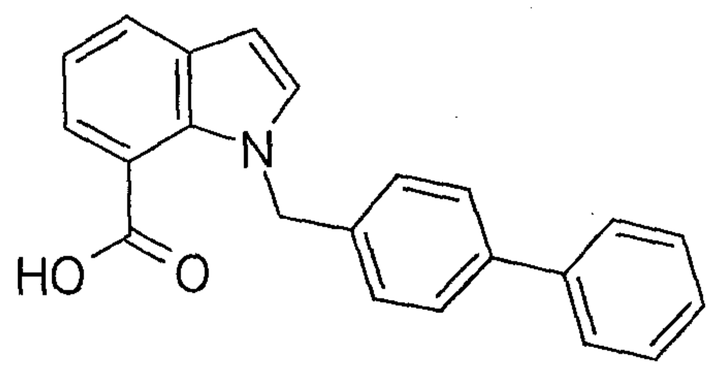
55	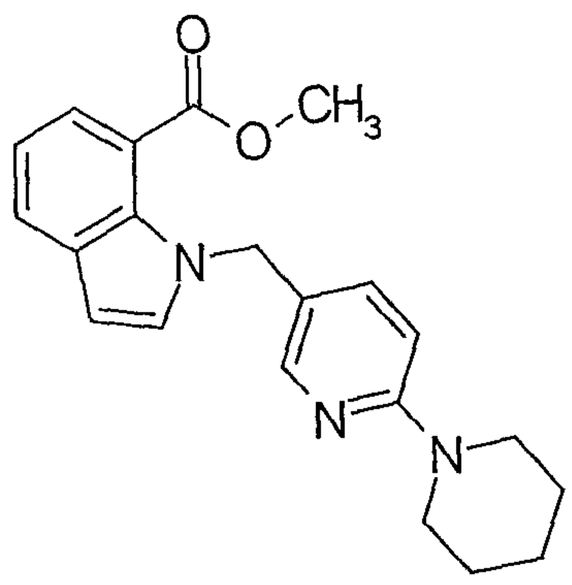
56	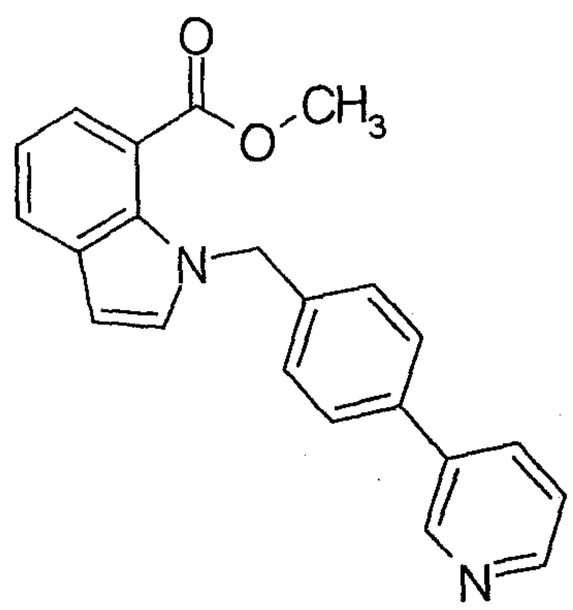
57	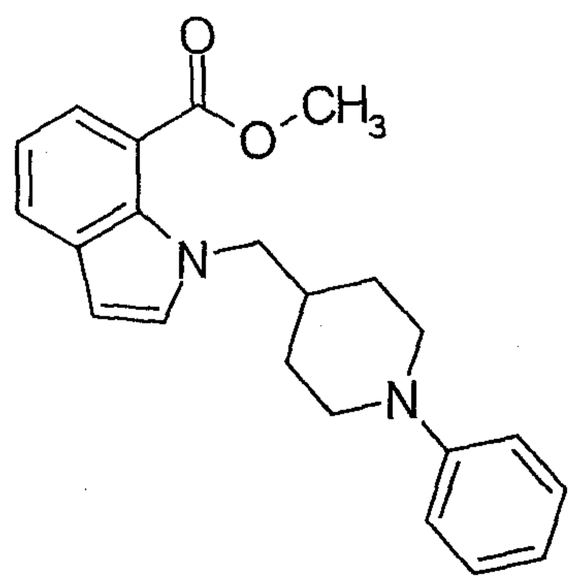

[0207]

[Table 14]

Pr	Structure
58	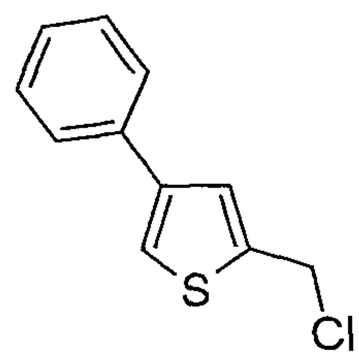
59	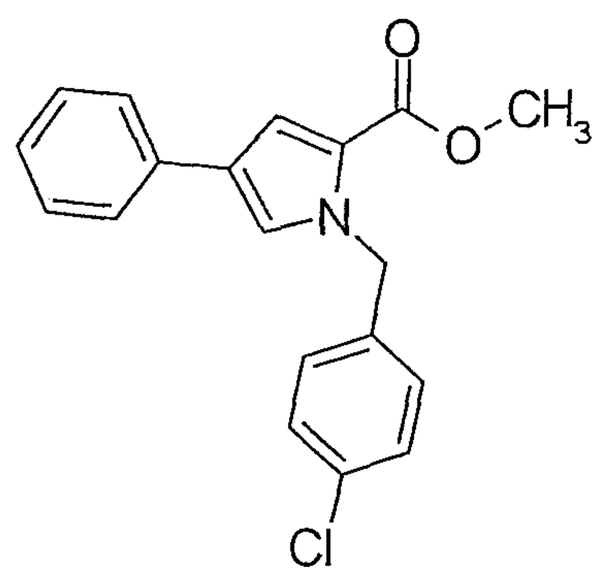
60/Cl	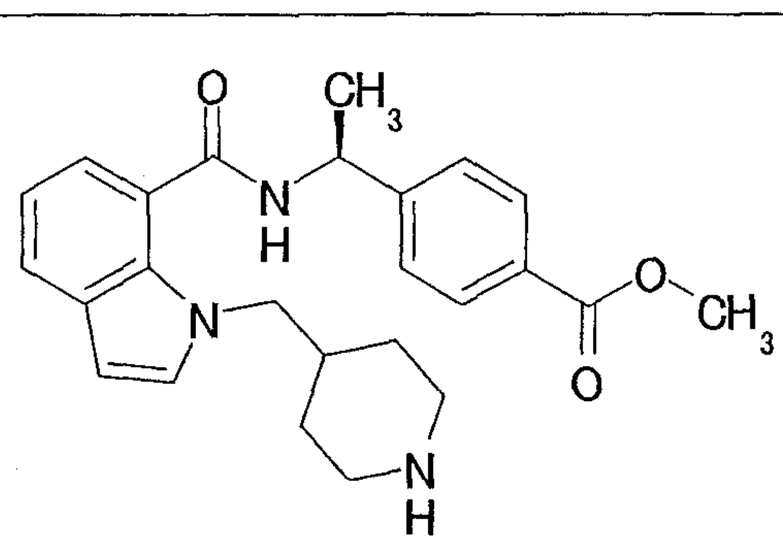
61	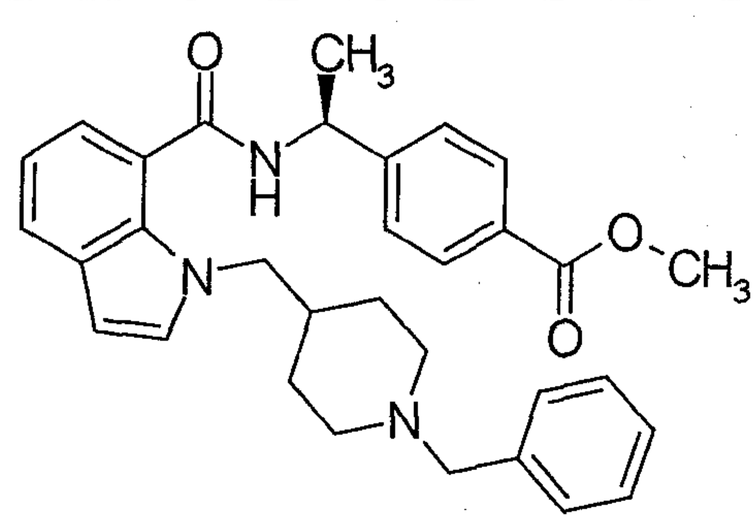

[0208]

[Table 15]

Pr	Structure
62	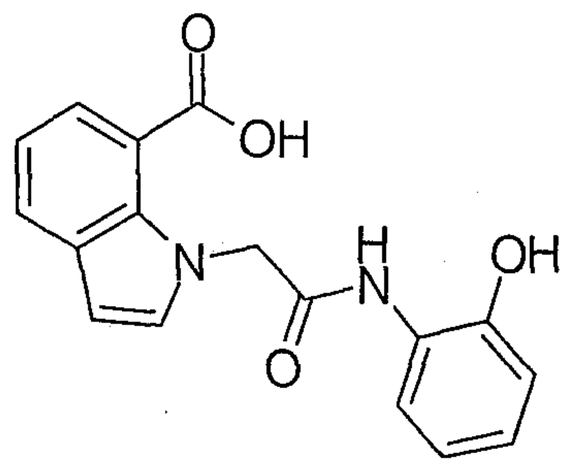
63	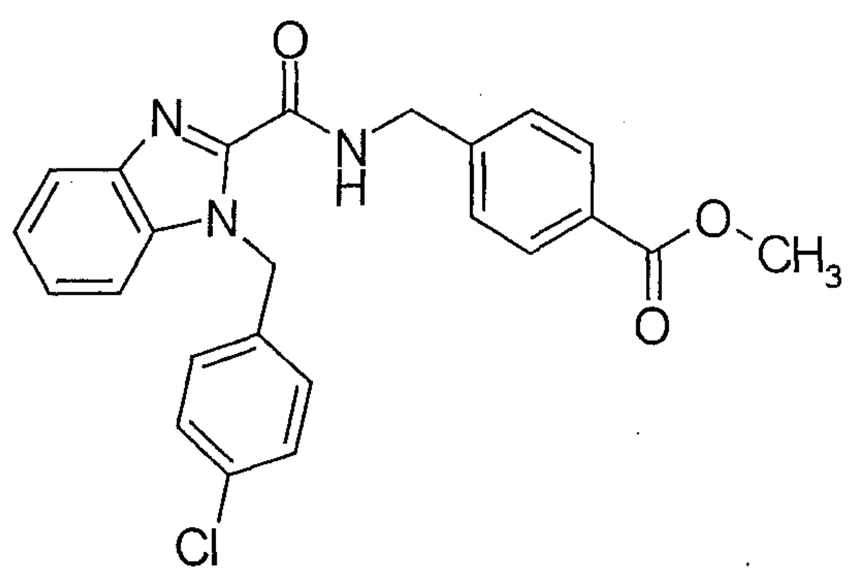
64/Cl	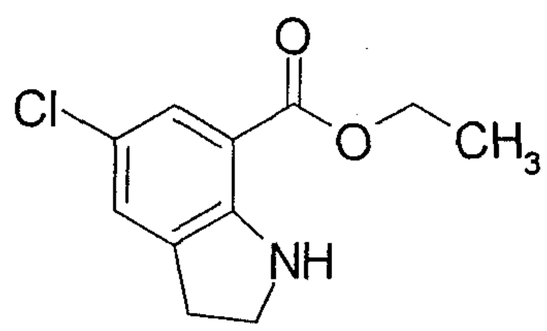
65	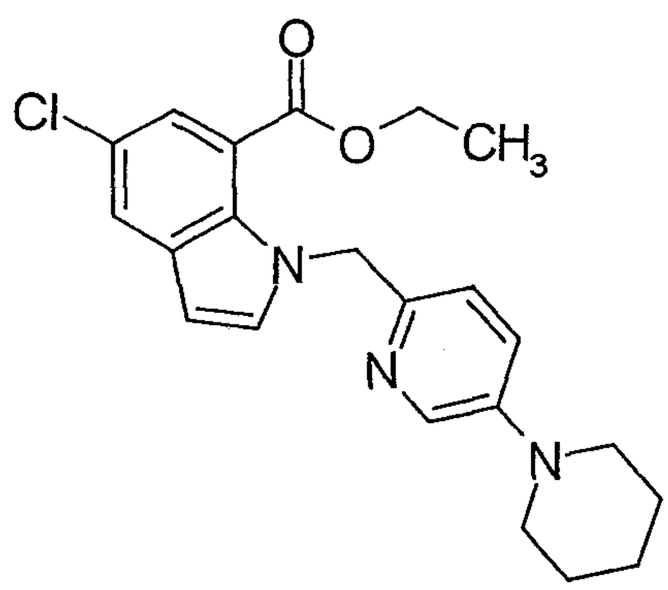

[0209]

[Table 16]

Pr	Structure
66	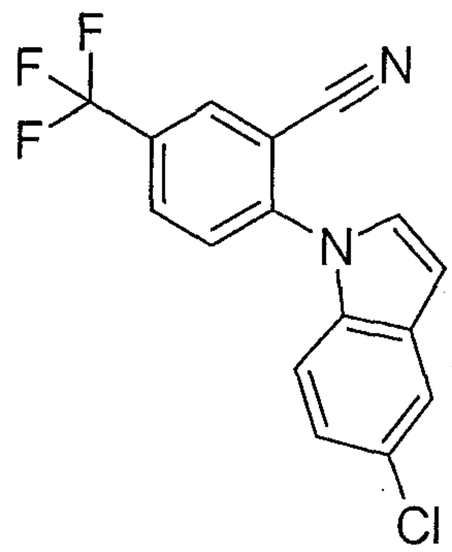
67	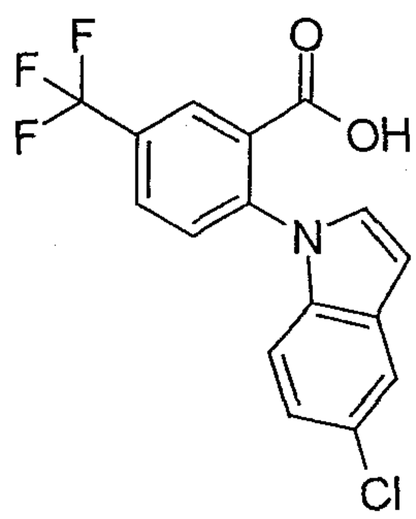
68	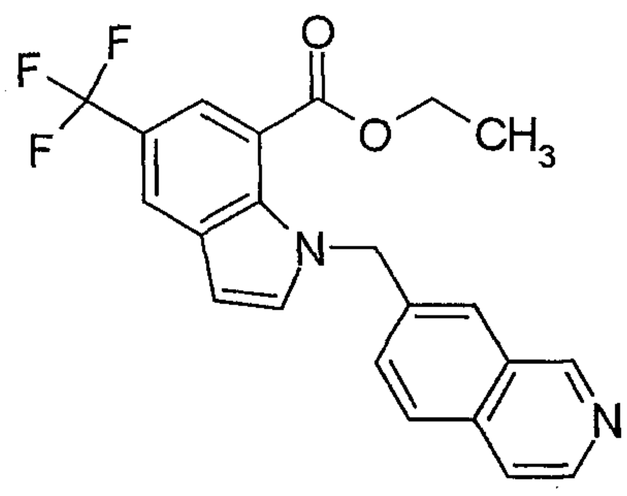
69	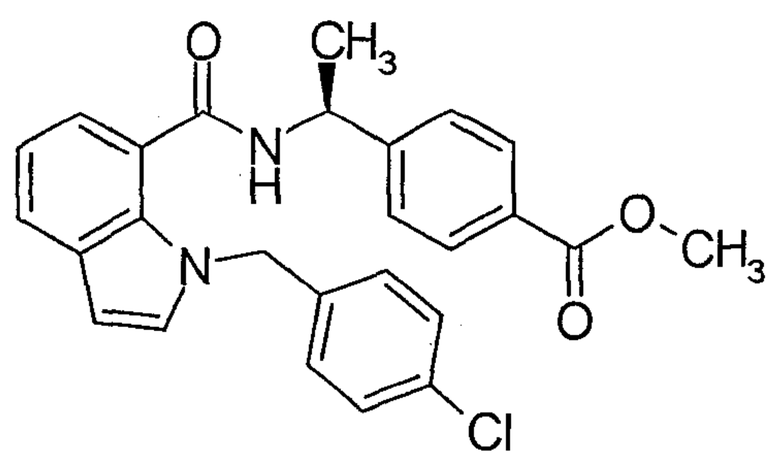

[0210]

[Table 17]

Pr	Structure
70	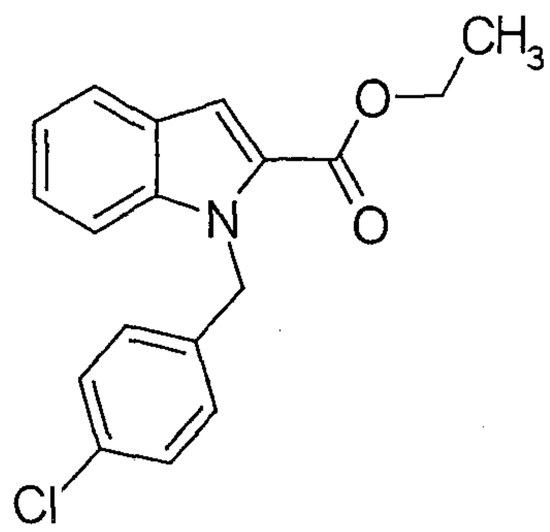
71	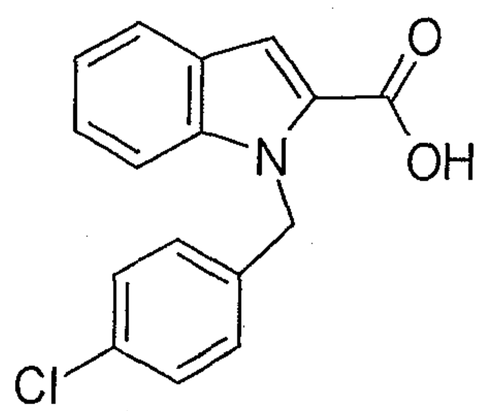
72	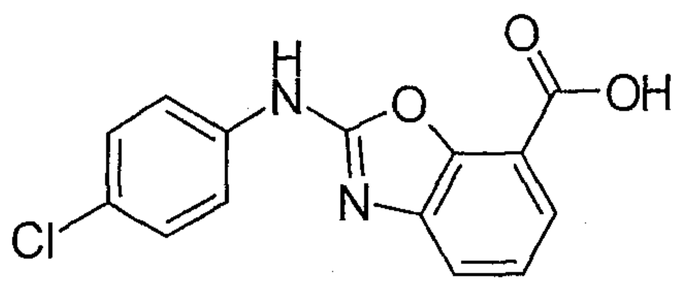
73	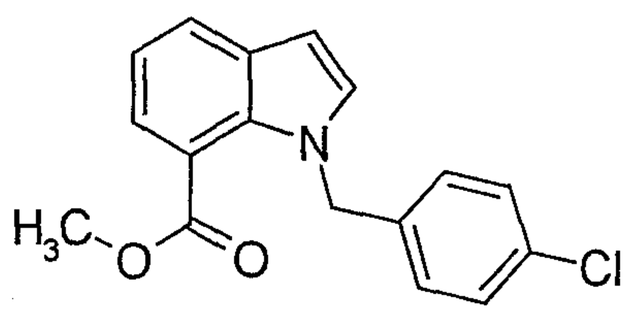
74	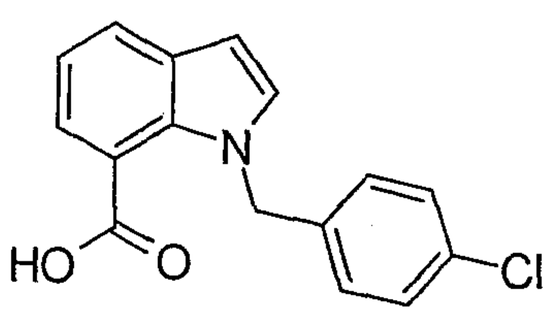

[0211]

[Table 18]

Pr	Structure
75	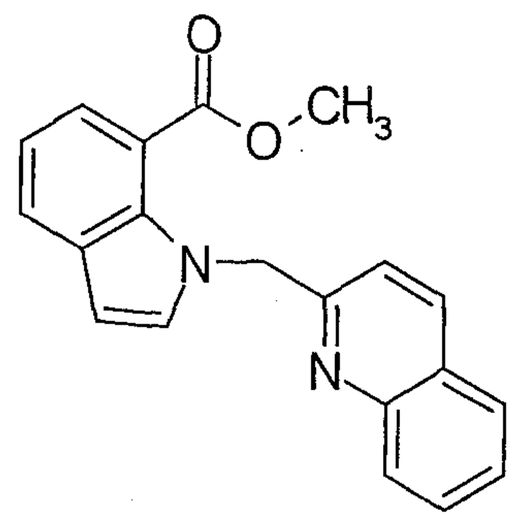
76	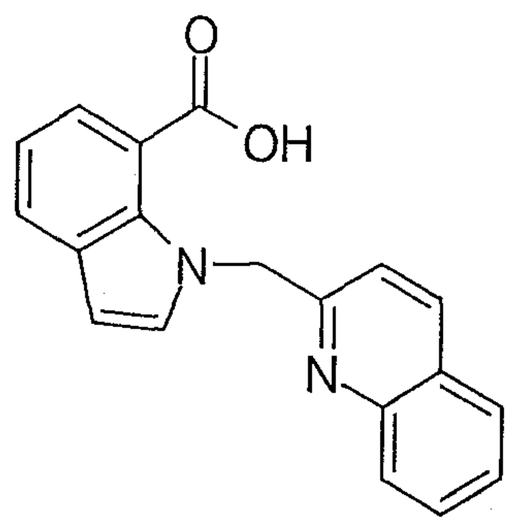
77	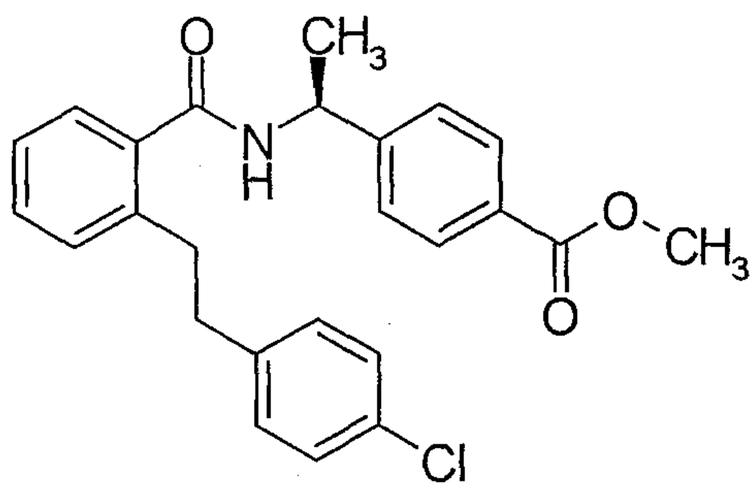
78	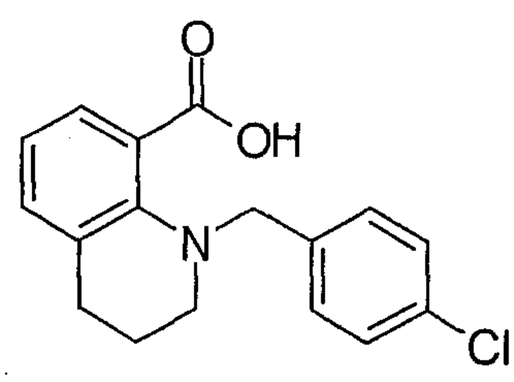

[0212]

[Table 19]

Pr	Structure
79	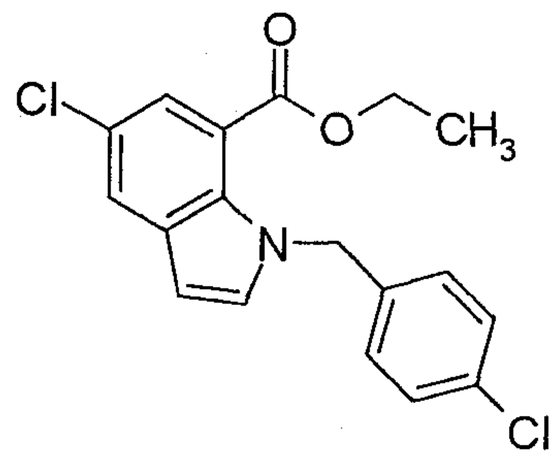
80	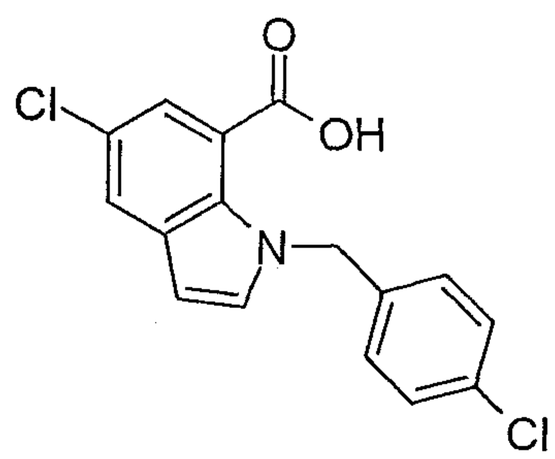
81	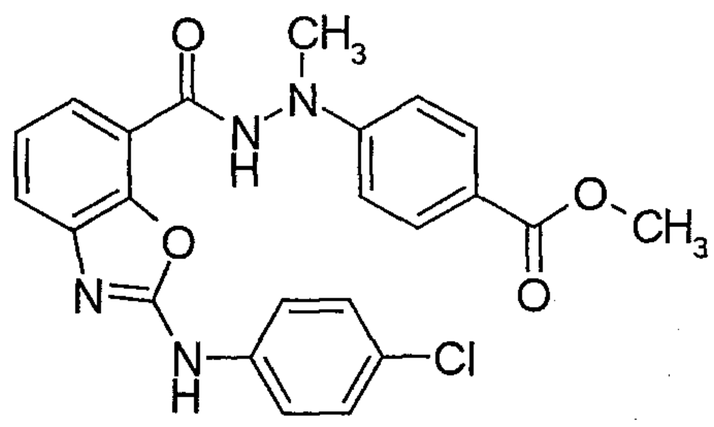
82	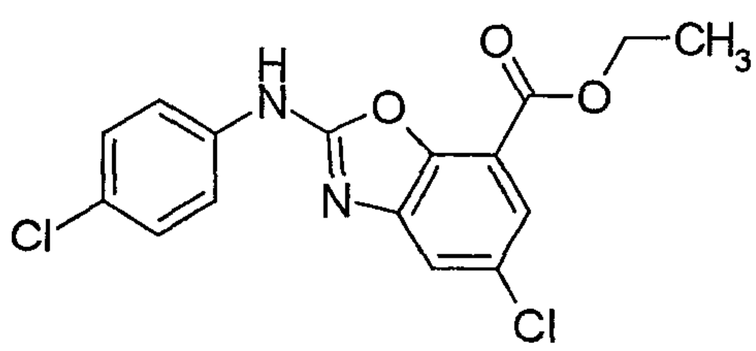
83	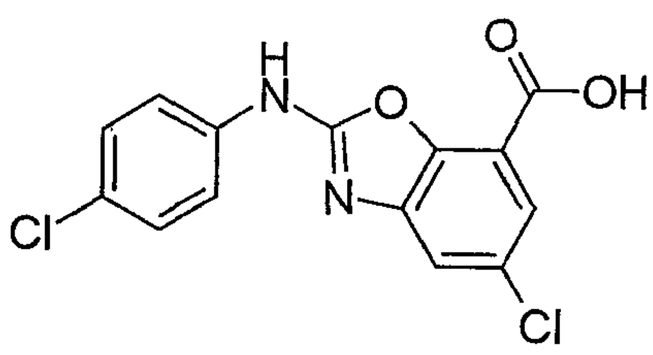

[0213]

[Table 20]

Pr	Structure
84	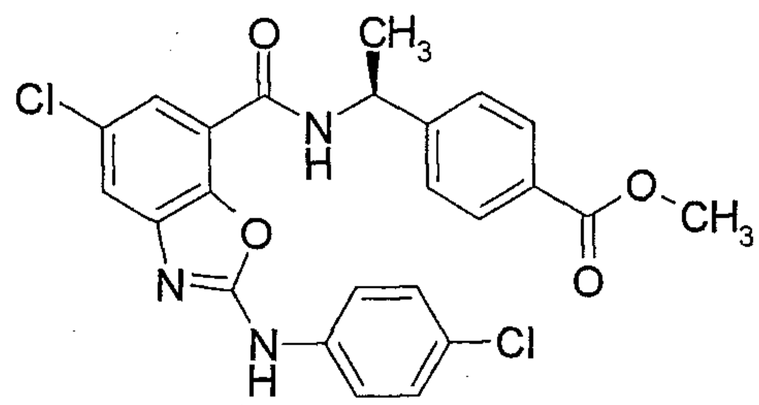
85	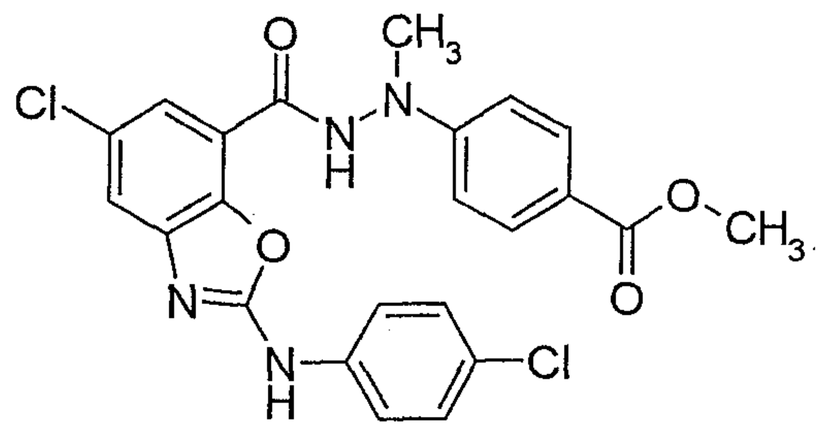
86	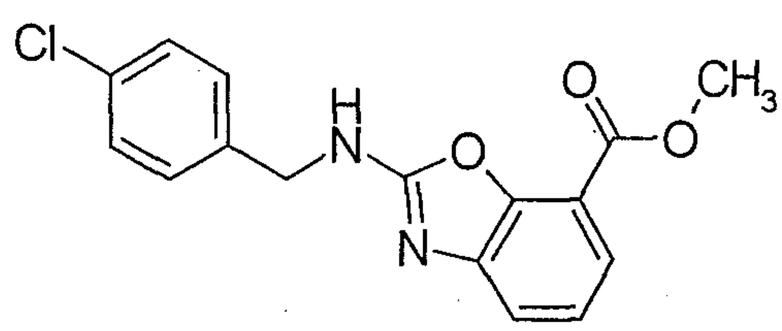
87	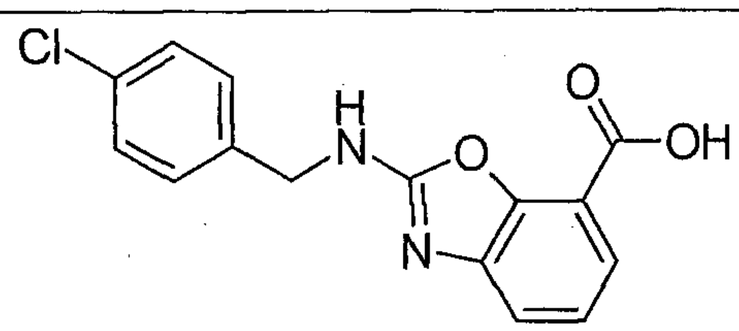
88	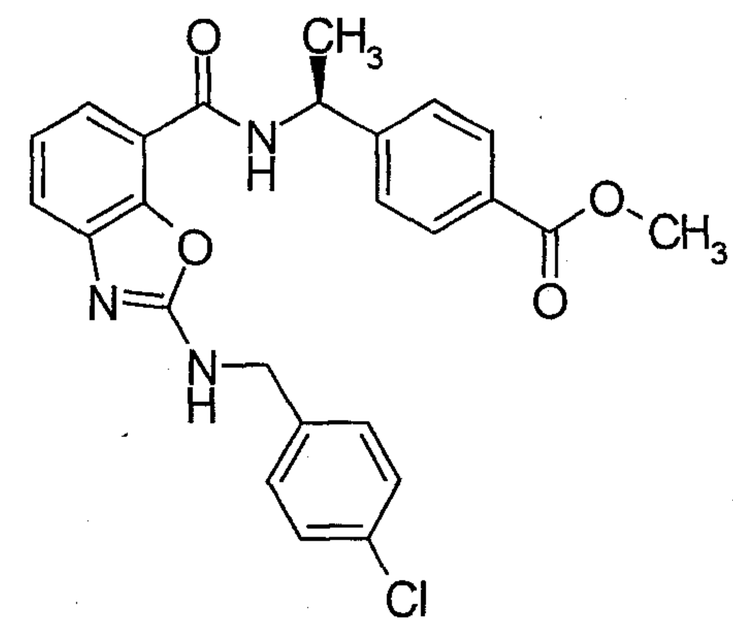

[0214]

[Table 21]

Pr	Structure
89	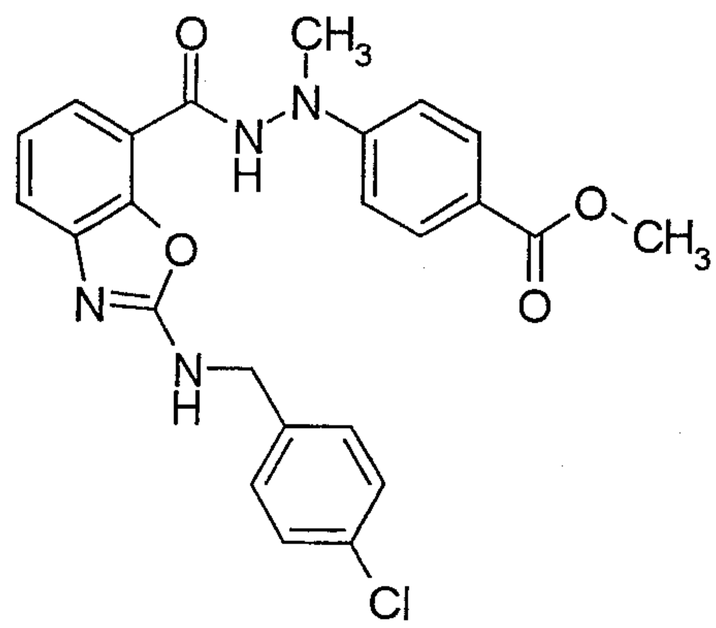
90	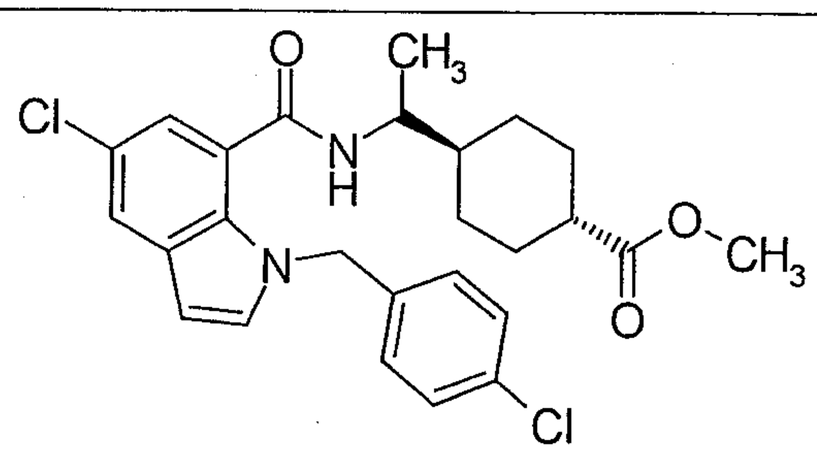
91	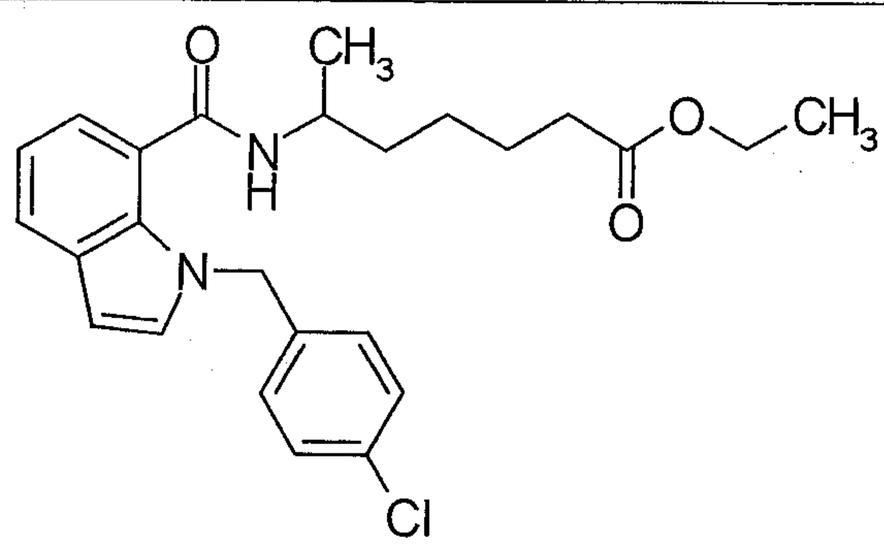
92	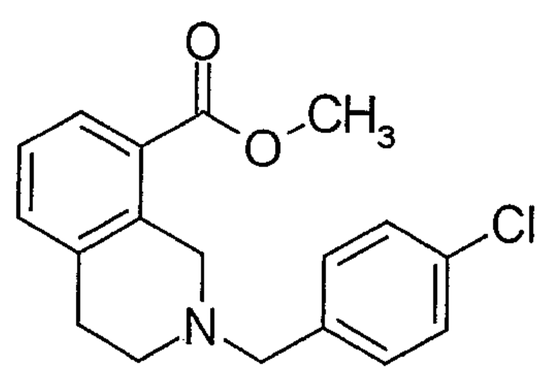

[0215]

[Table 22]

Pr	Structure
93	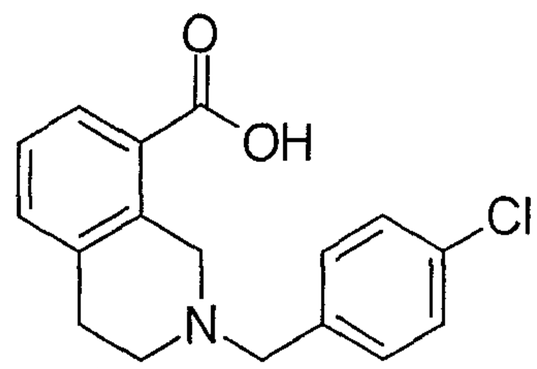
94	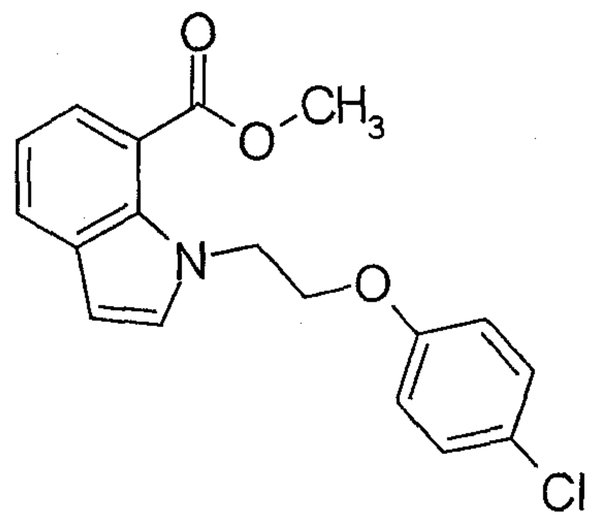
95	
96	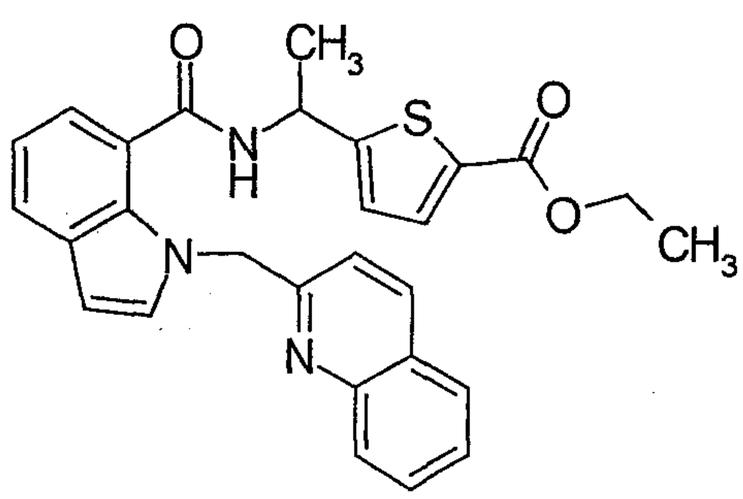

[0216]

[Table 23]

Pr	Structure
97	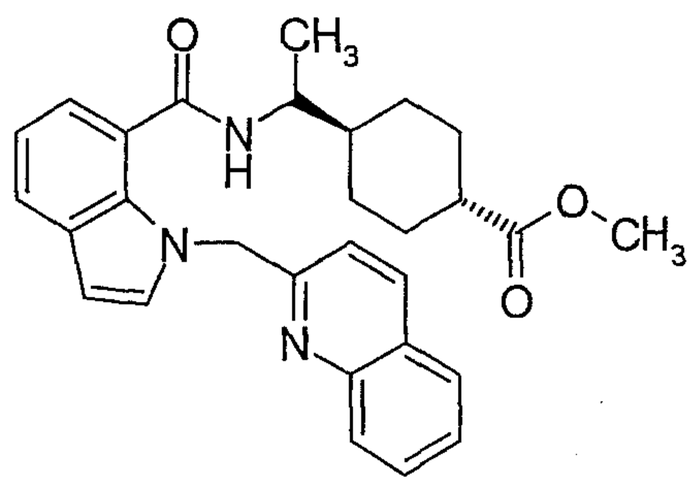
98	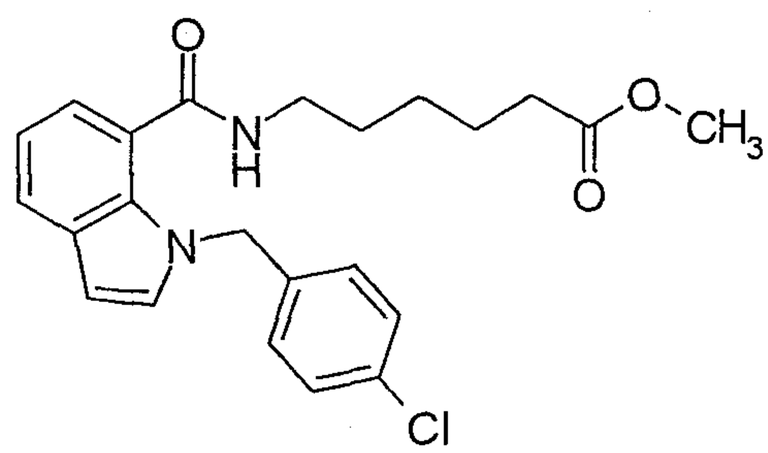
99	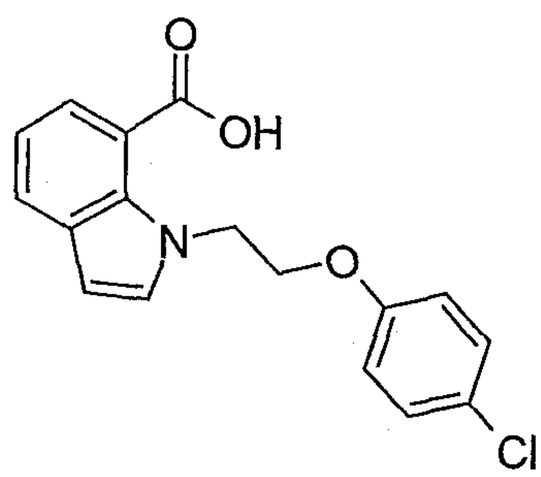
100	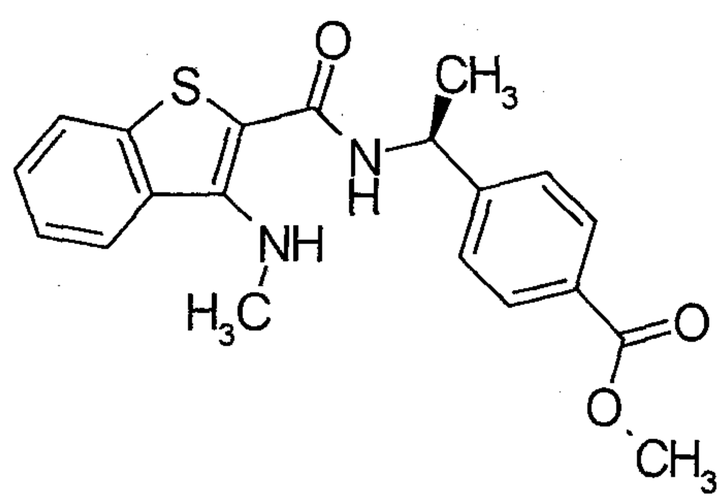

[0217]

[Table 24]

Pr	Structure
101	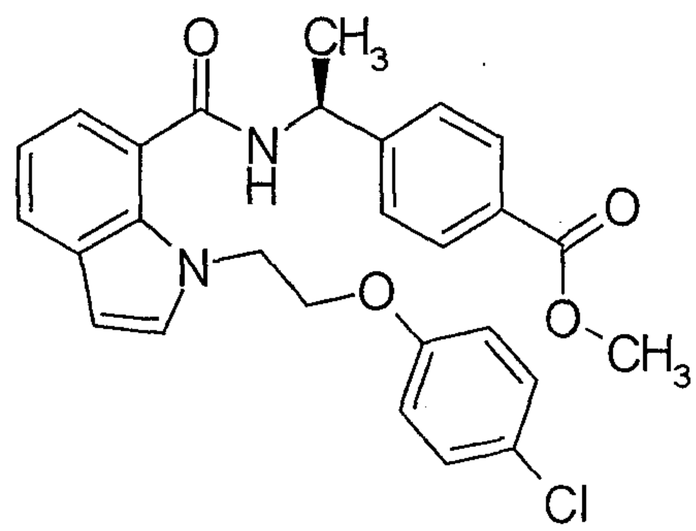
102	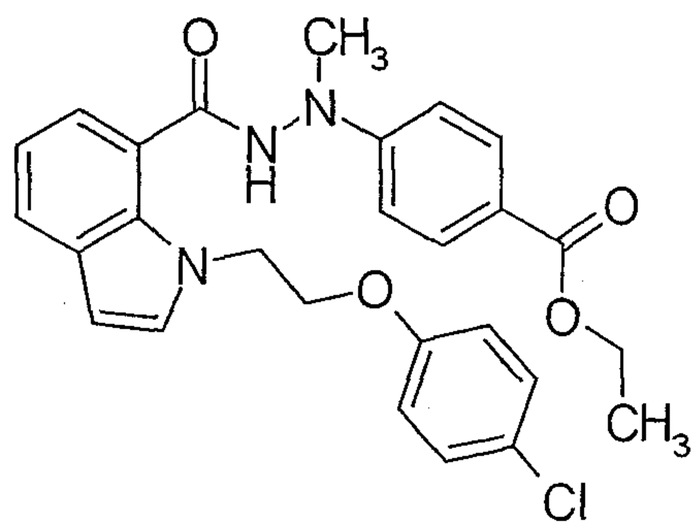
103	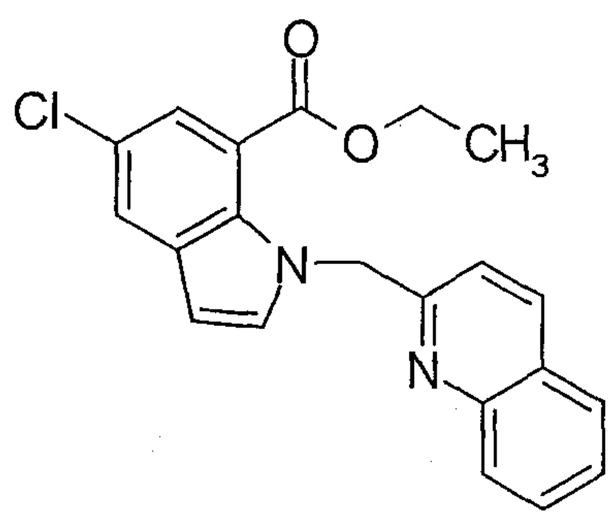
104	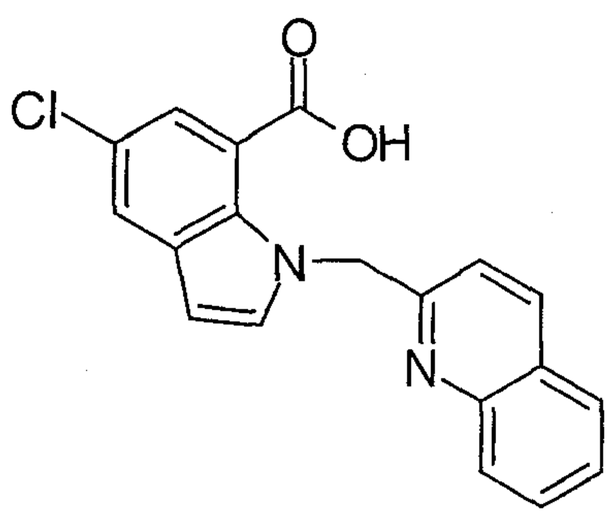

[0218]

[Table 25]

Pr	Structure
105	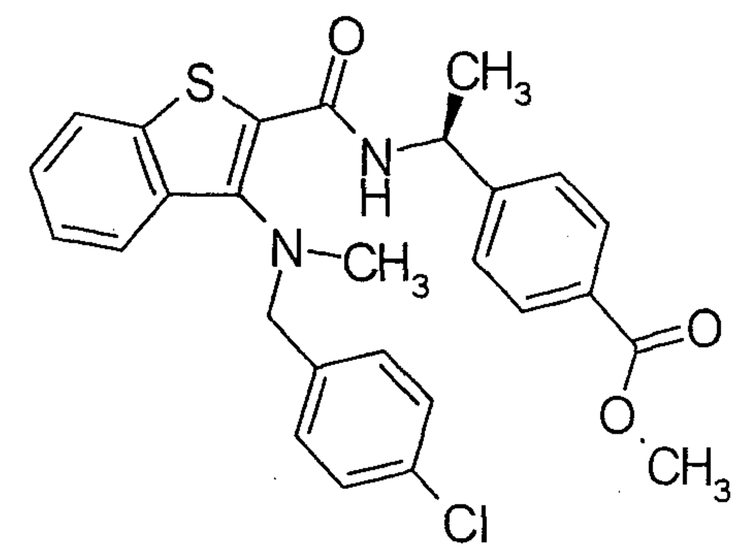
106	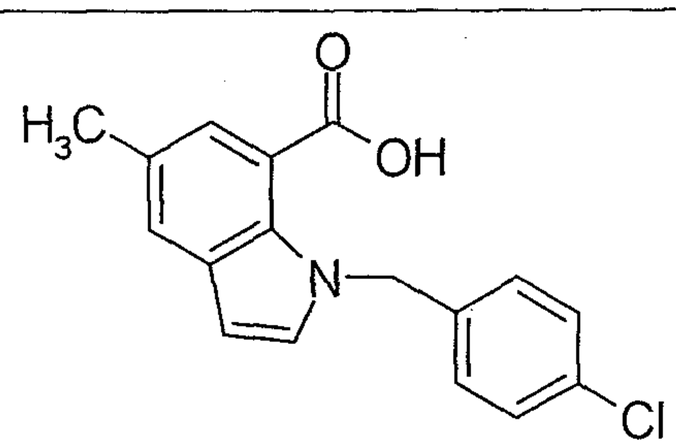
107	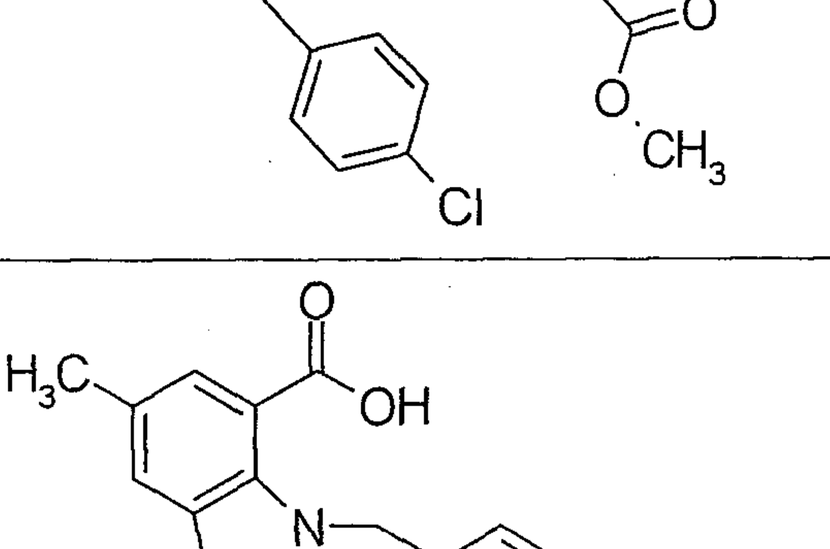
108	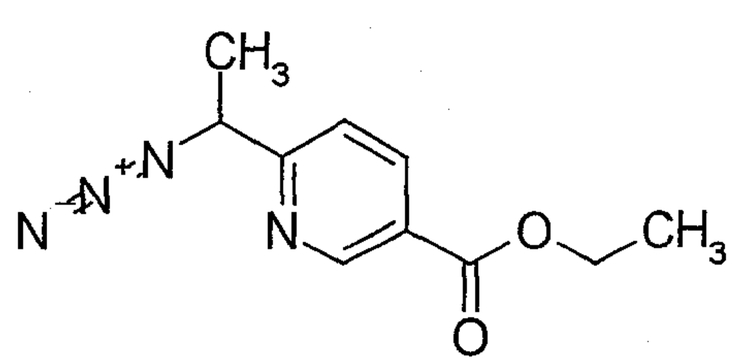

[0219]

[Table 26]

Pr	Structure
109	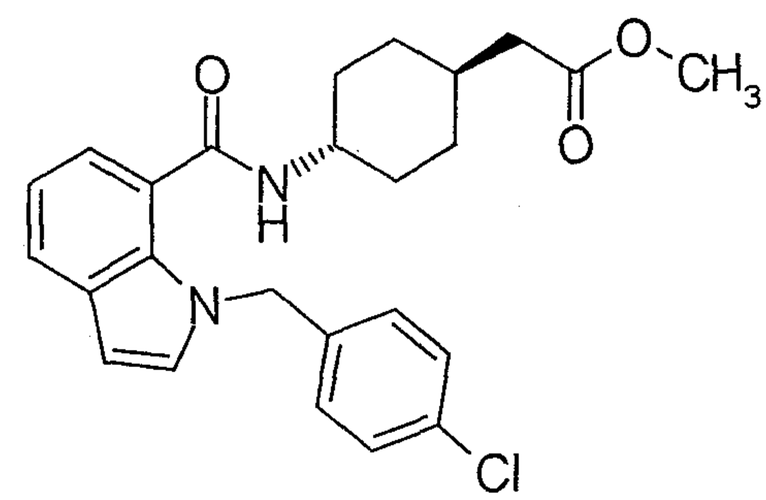
110	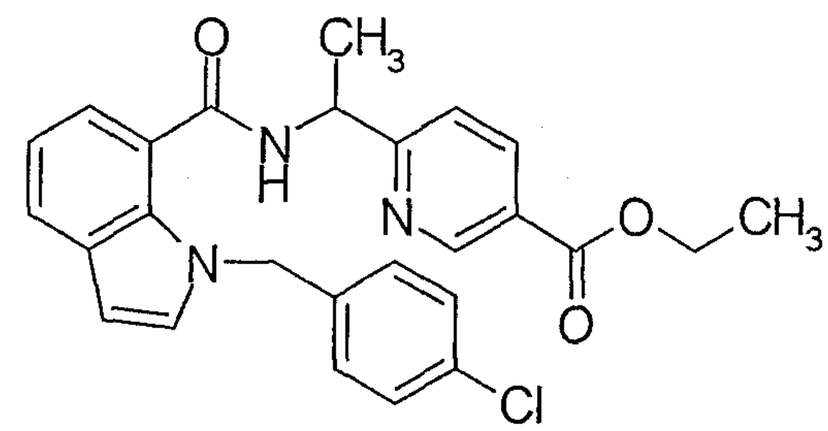
111	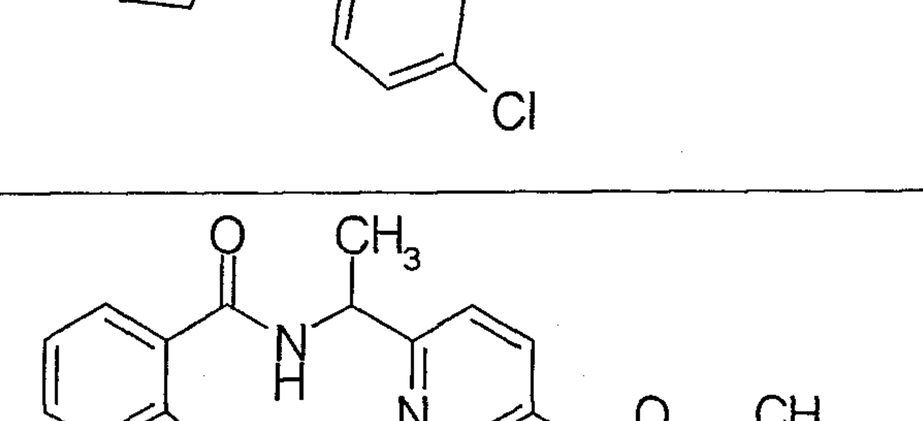
112	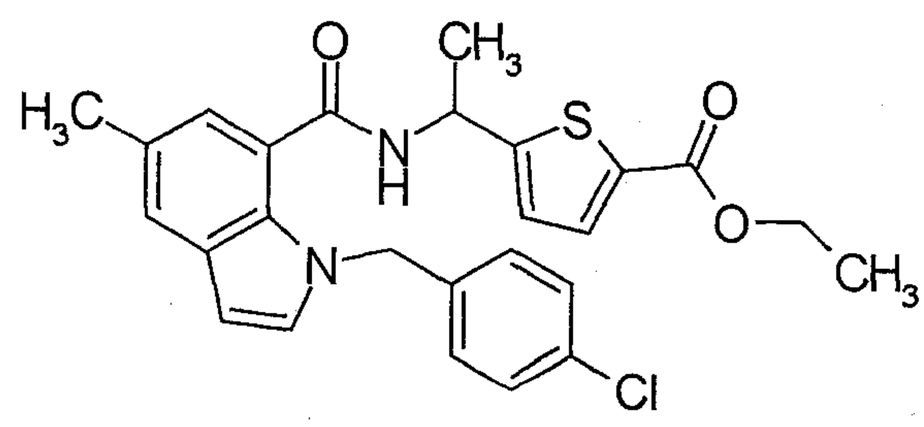
113	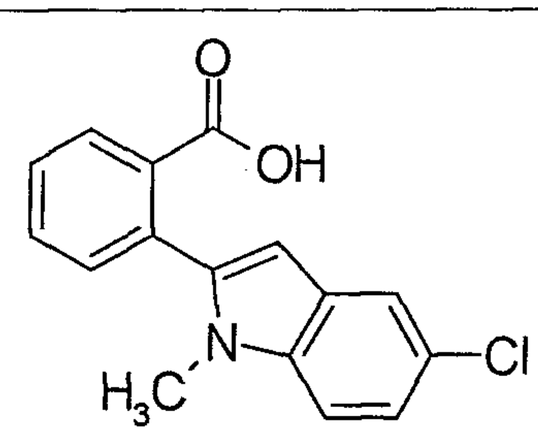

[0220]

[Table 27]

Pr	Structure
114	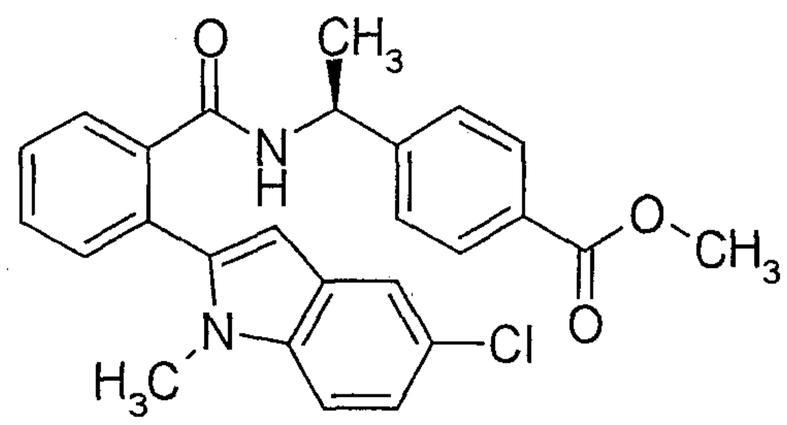
115	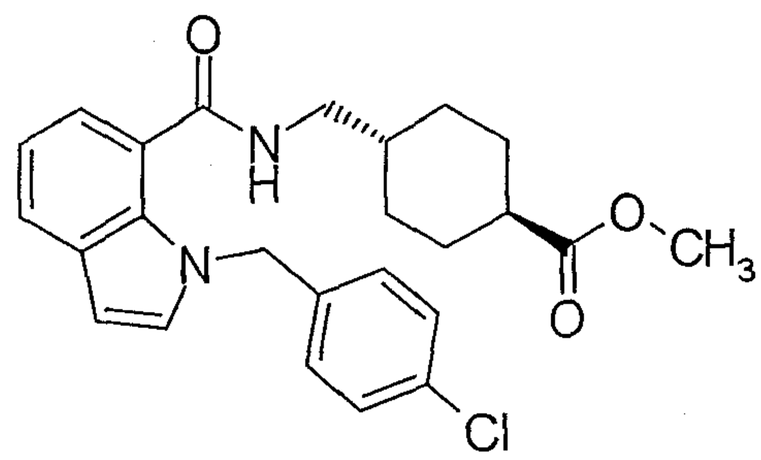
116	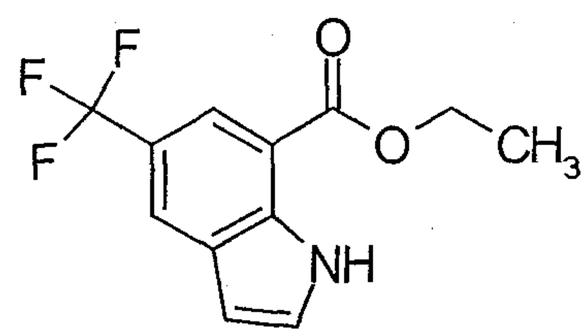
117	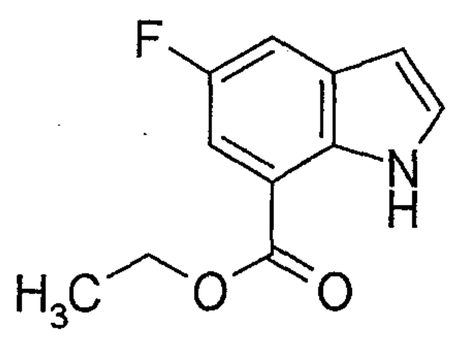
118	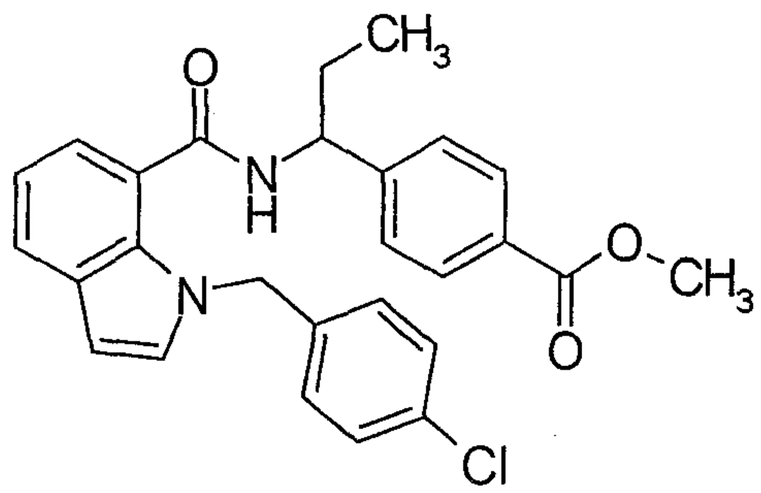

[0221]

[Table 28]

Pr	Structure
119	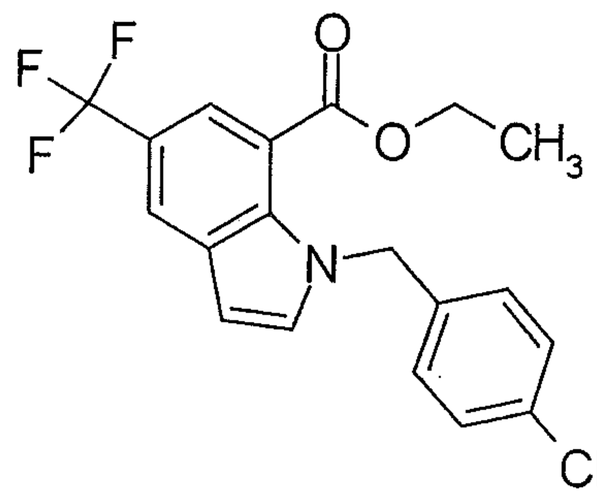
120	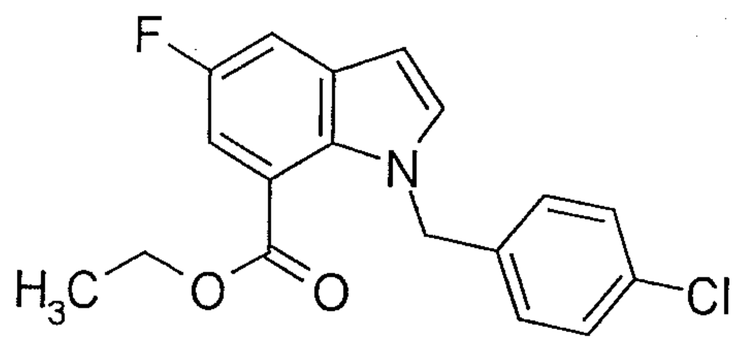
121/Cl	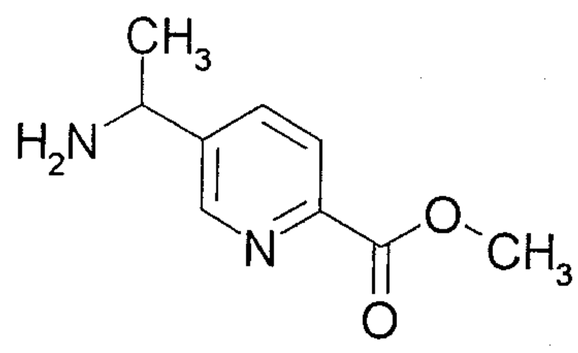
122	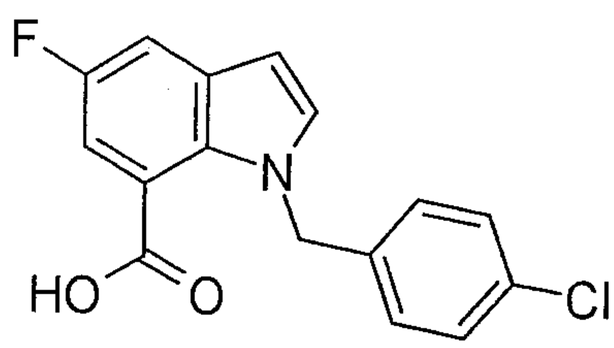
123	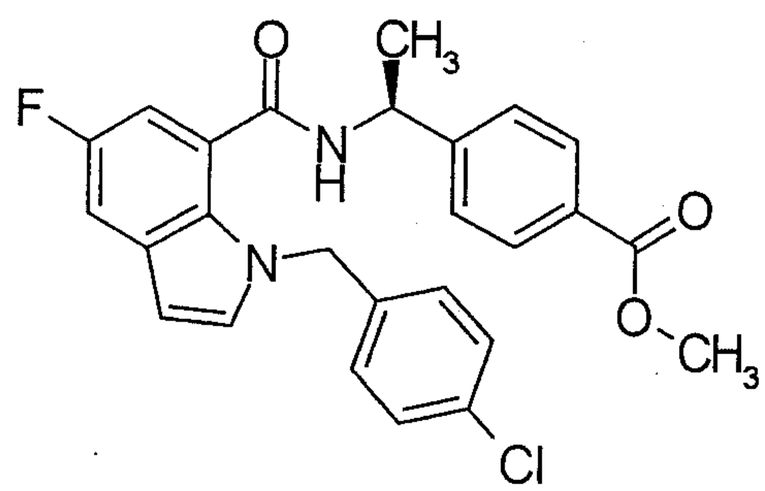

[0222]

[Table 29]

Pr	Structure
124	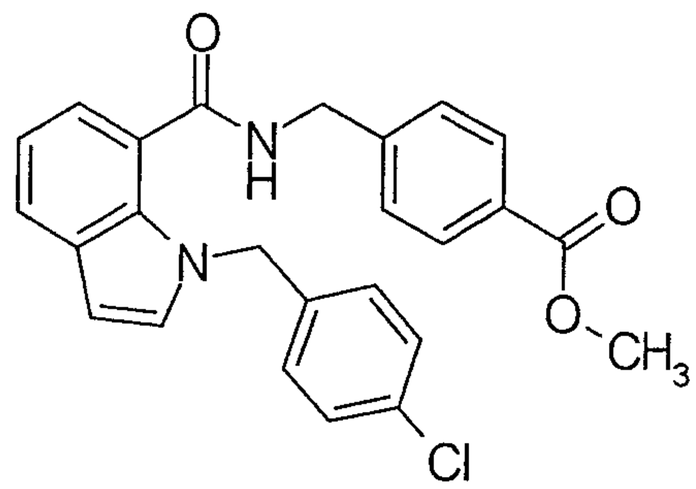
125	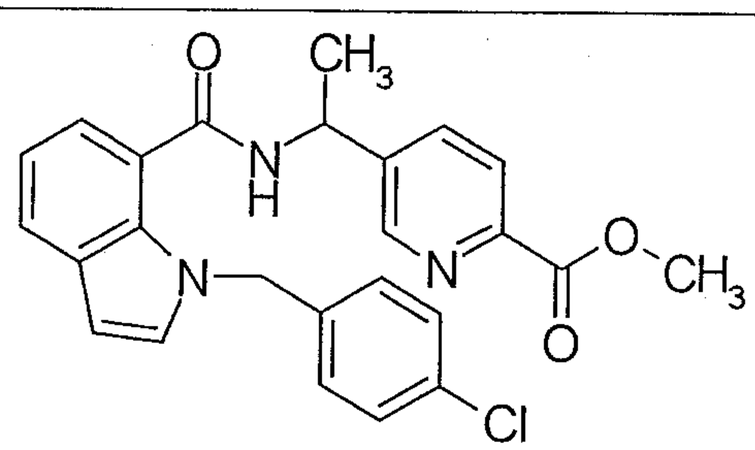
126	
127	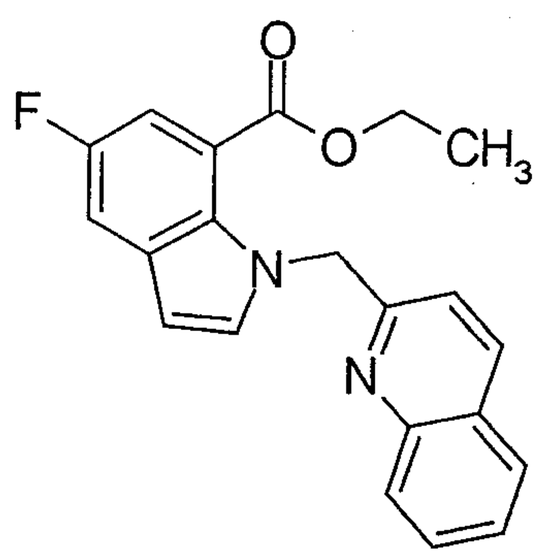

[0223]

[Table 30]

Pr	Structure
128	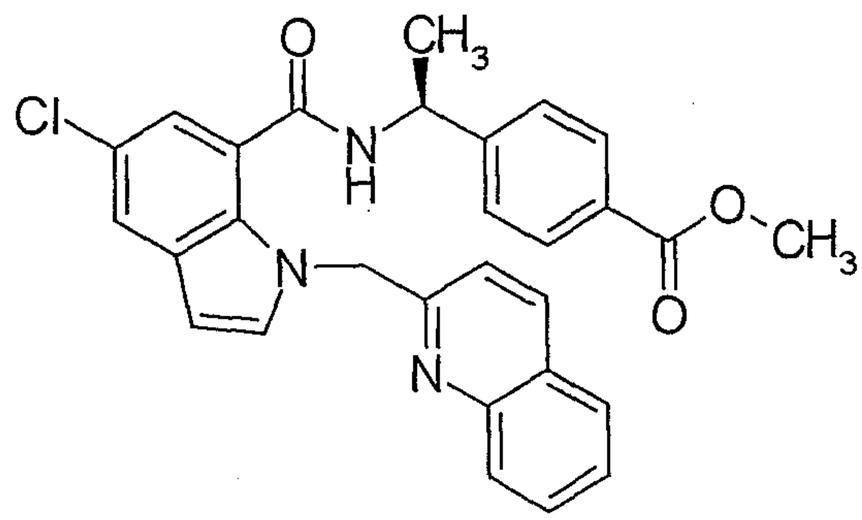
129	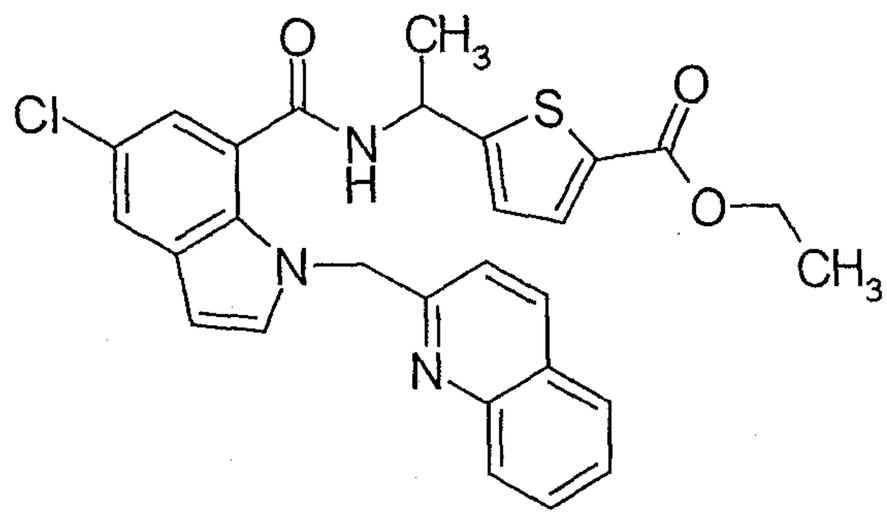
130	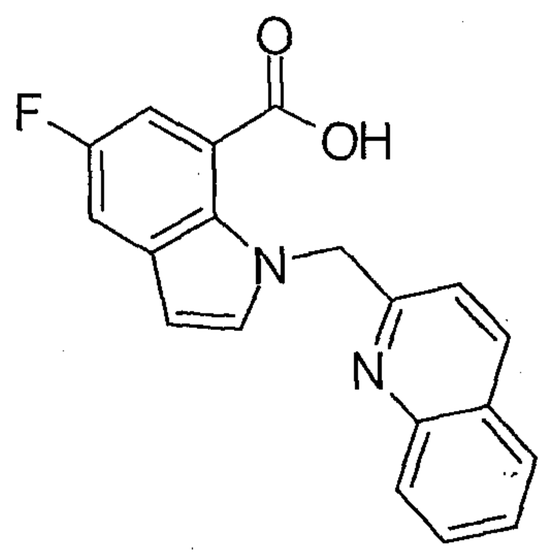
131	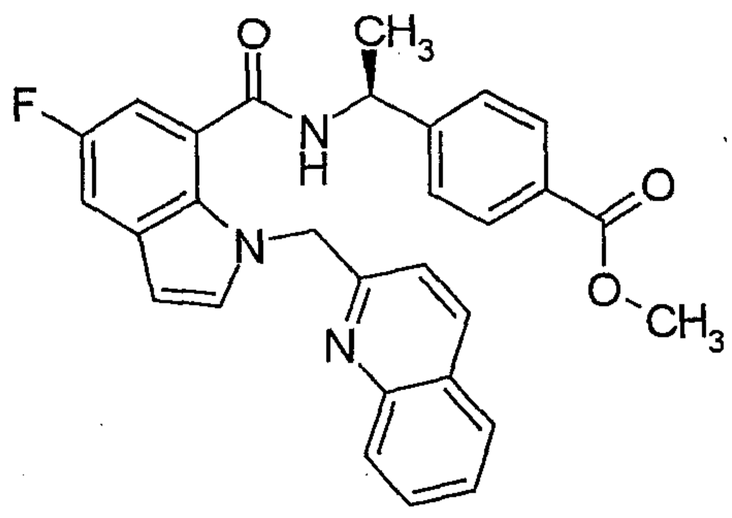

[0224]

[Table 31]

Pr	Structure
132	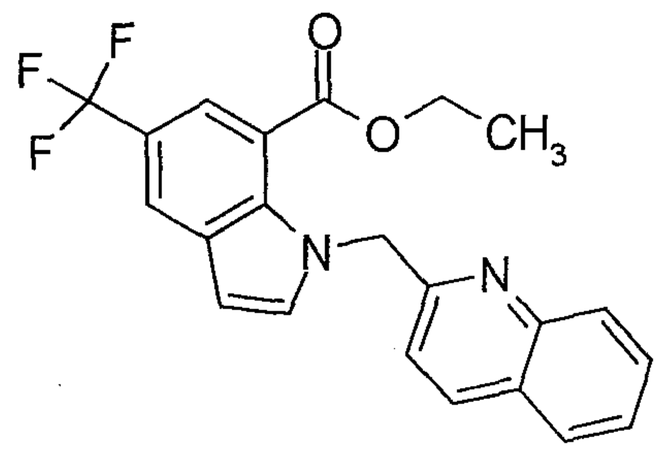
133	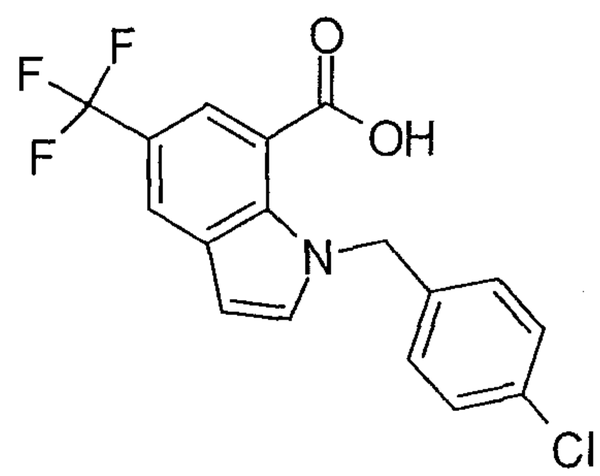
134	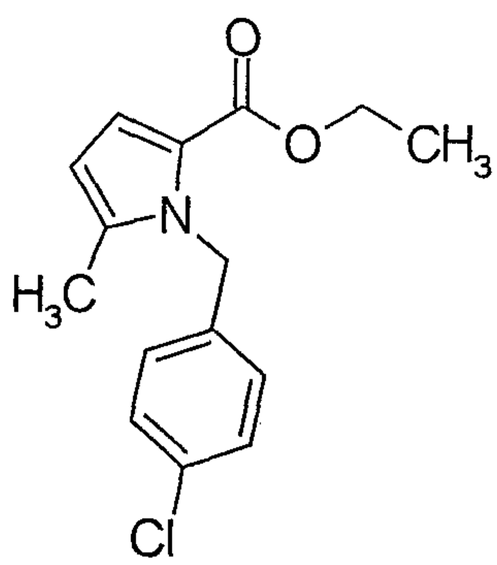
135	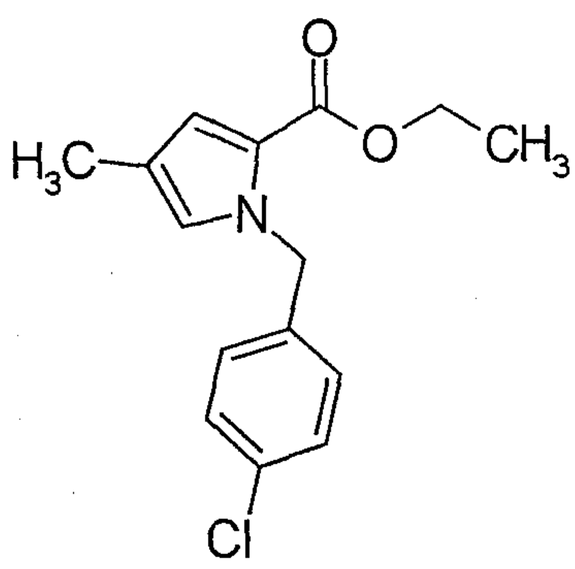

[0225]

[Table 32]

Pr	Structure
136	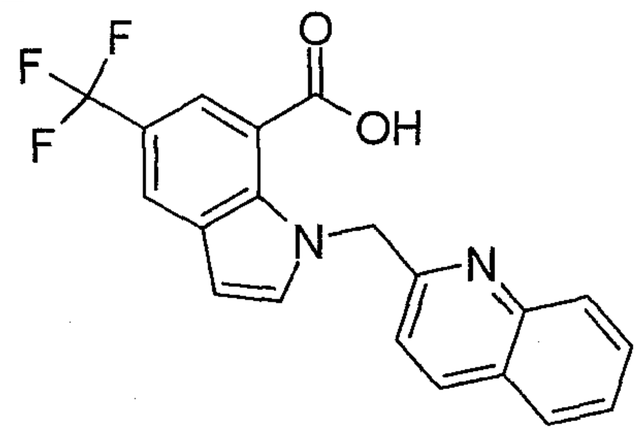
137	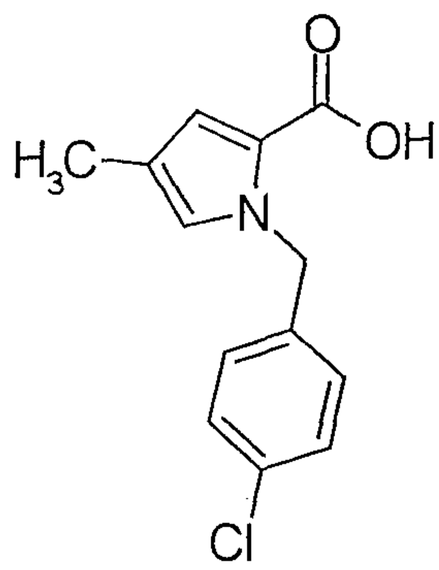
138	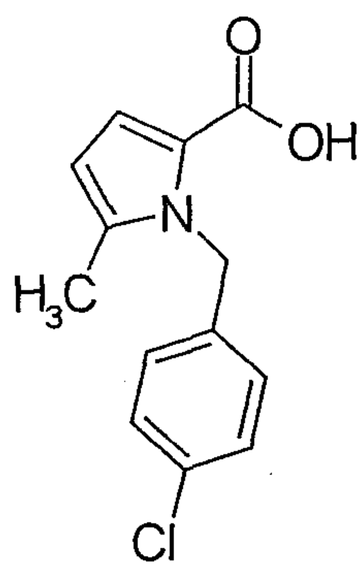
139	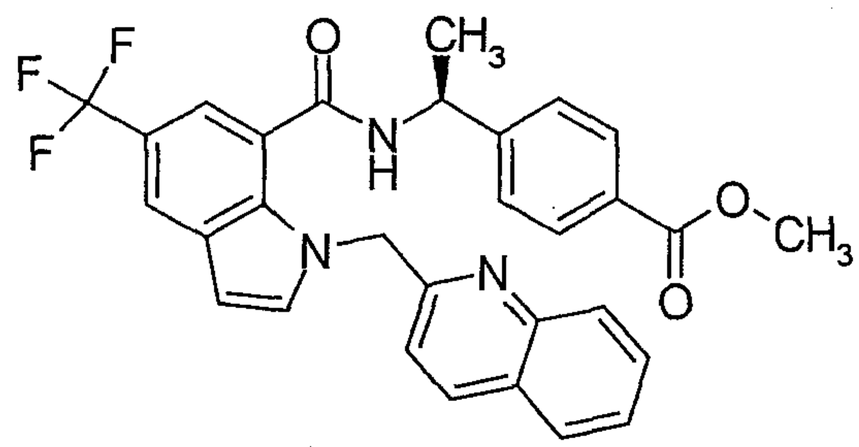

[0226]

[Table 33]

Pr	Structure
140	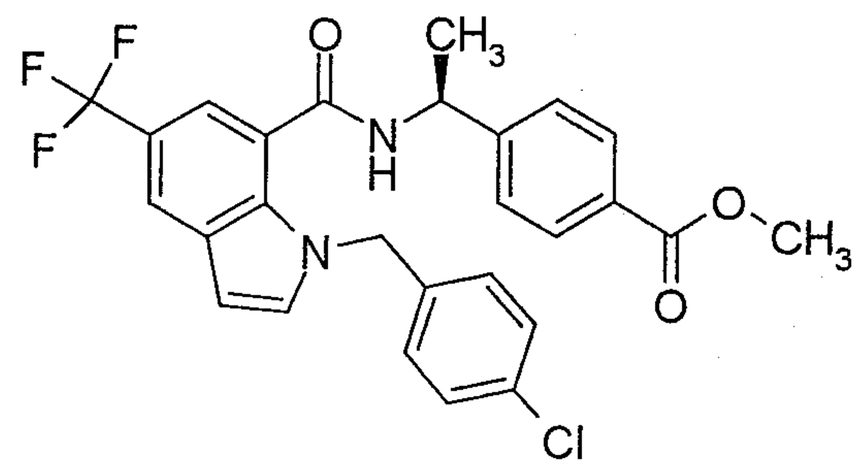
141	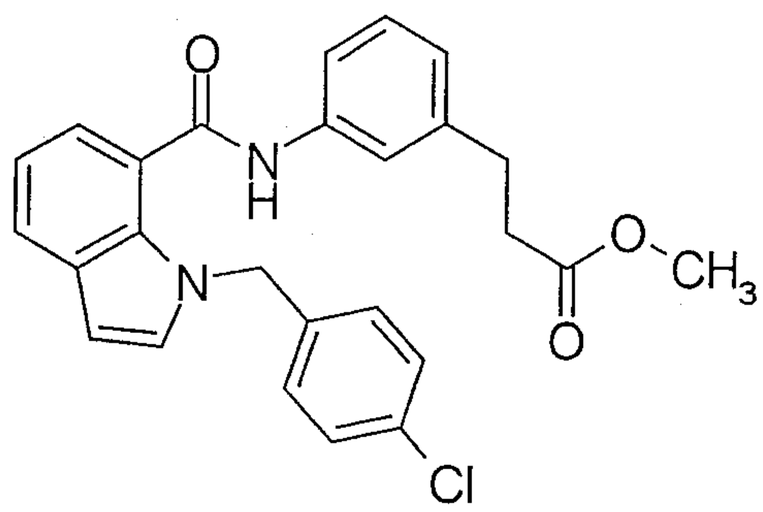
142	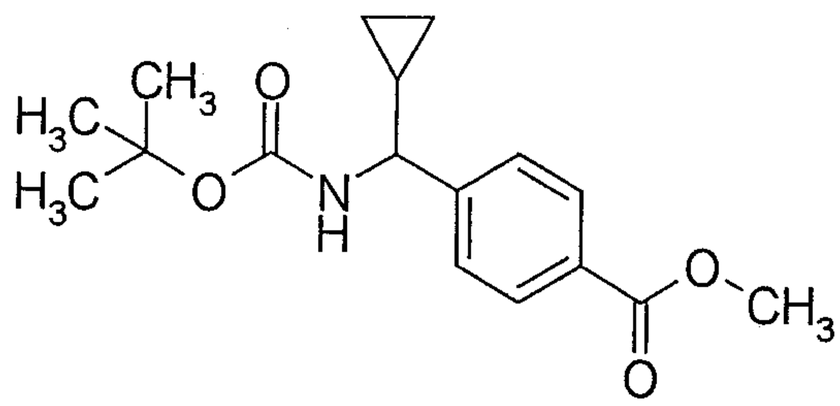
143	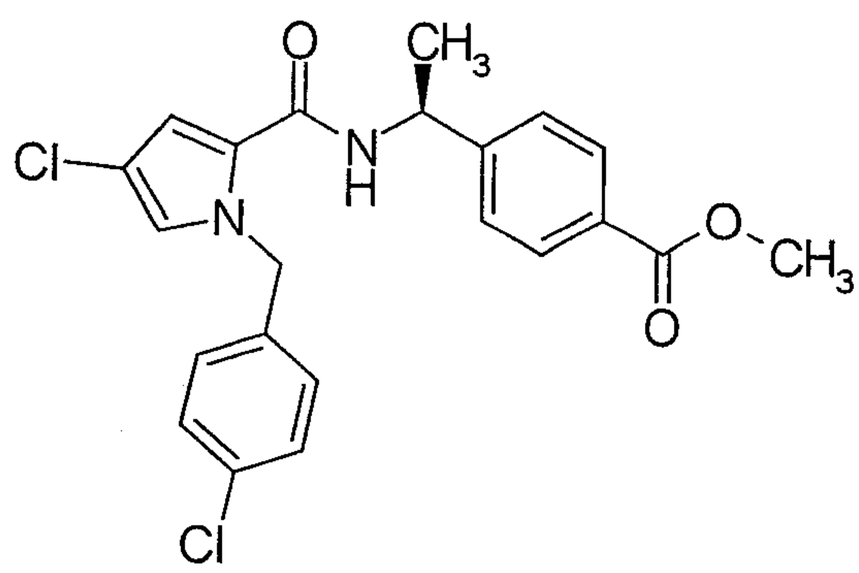

[0227]

[Table 34]

Pr	Structure
144	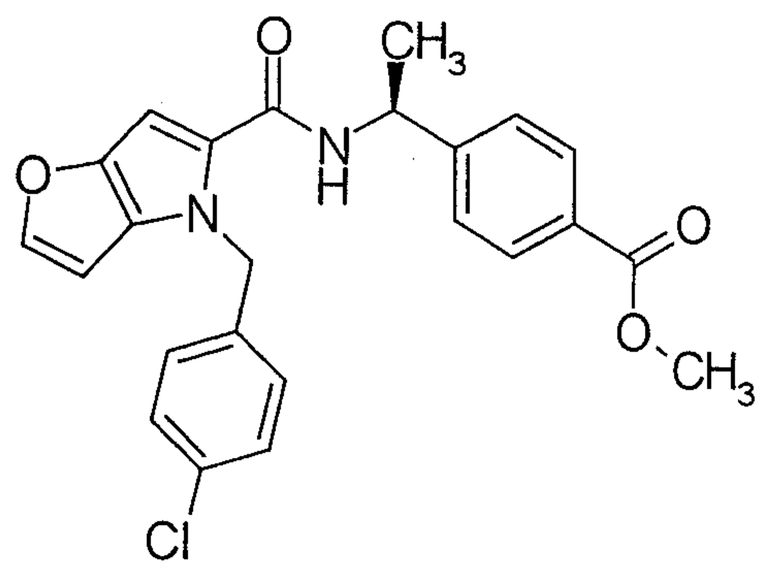
145	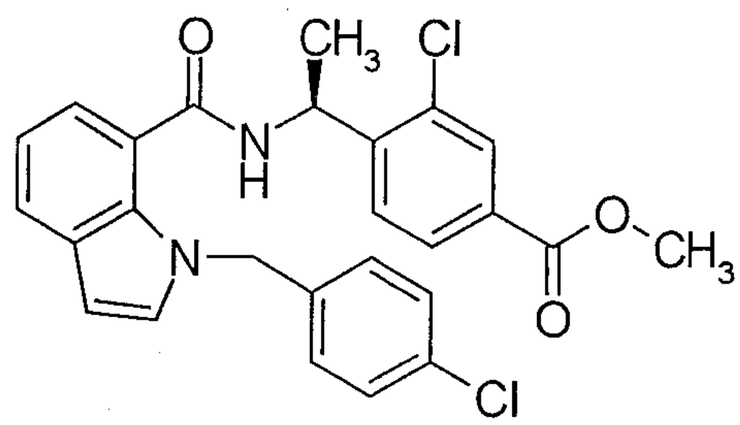
146	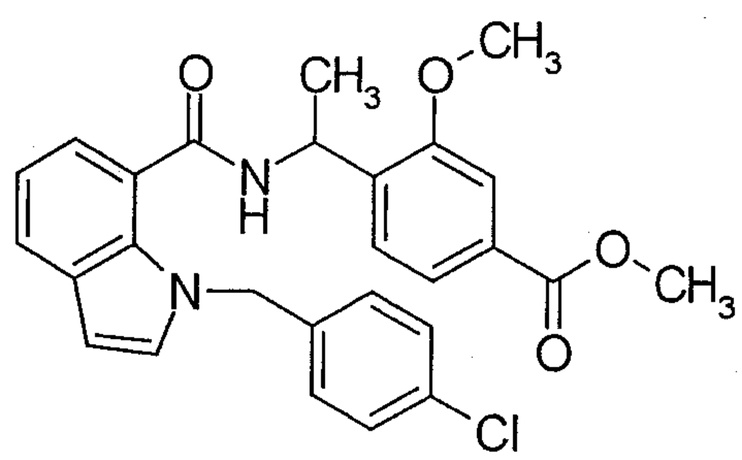
147	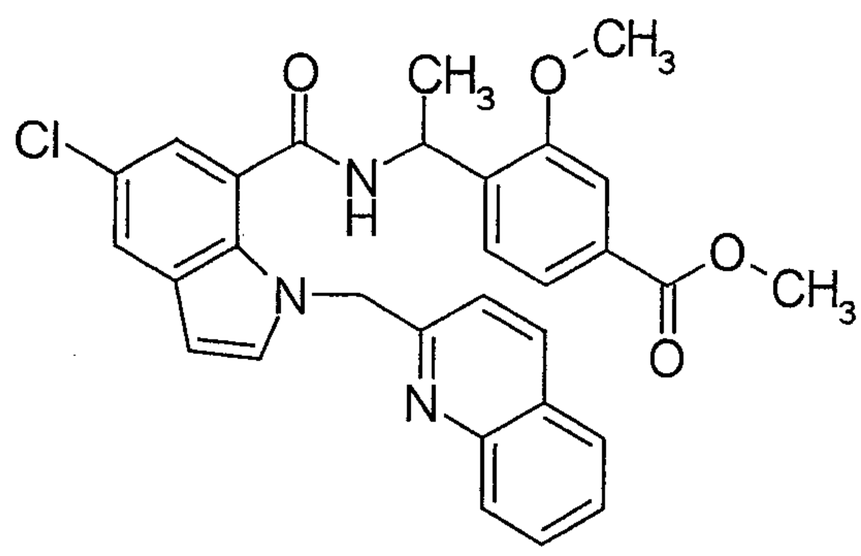

[0228]

[Table 35]

Pr	Structure
148	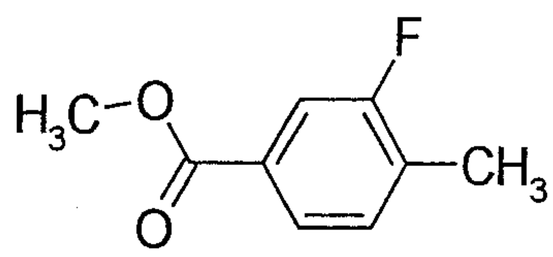
149	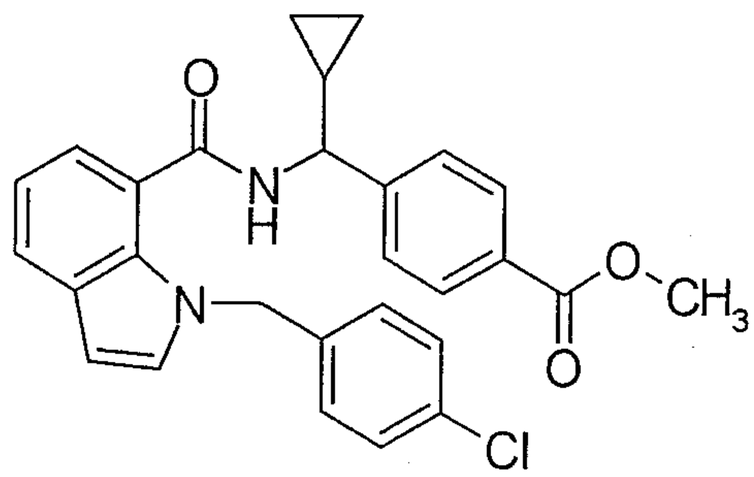
150	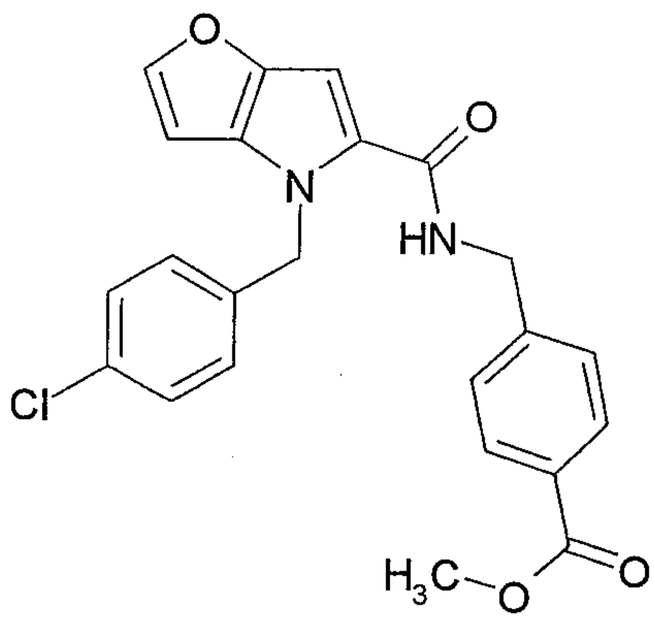
151	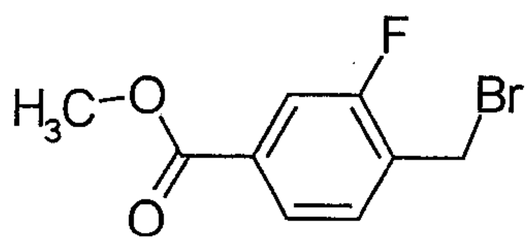
152	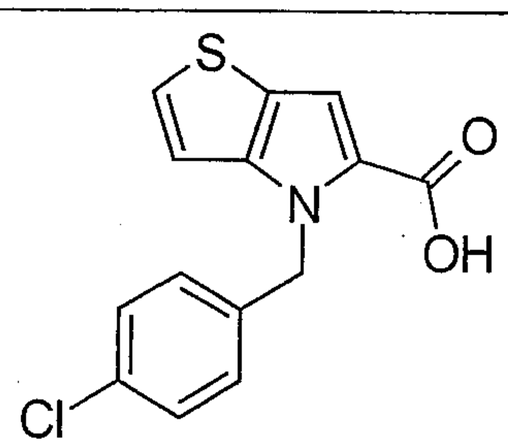

[0229]

[Table 36]

Pr	Structure
153	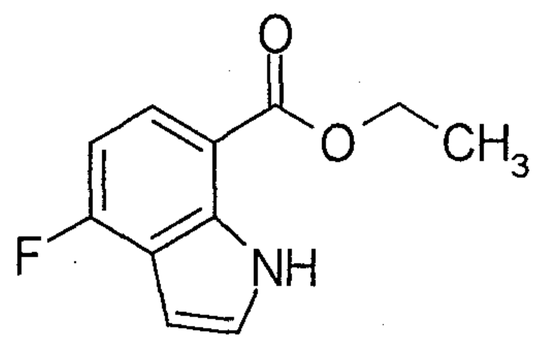
154	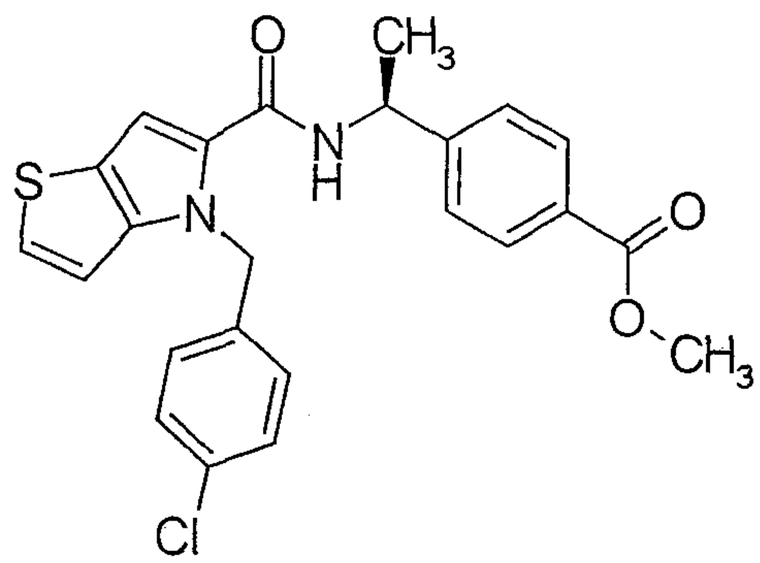
155	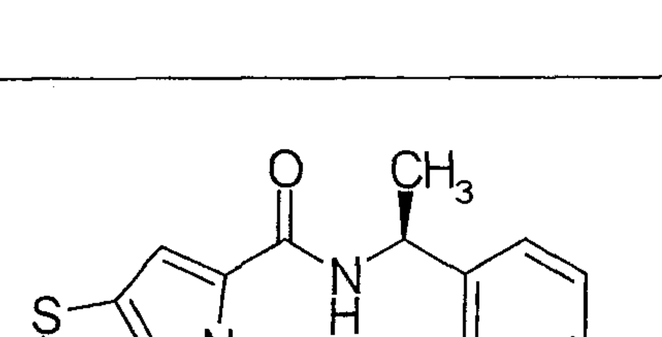
156	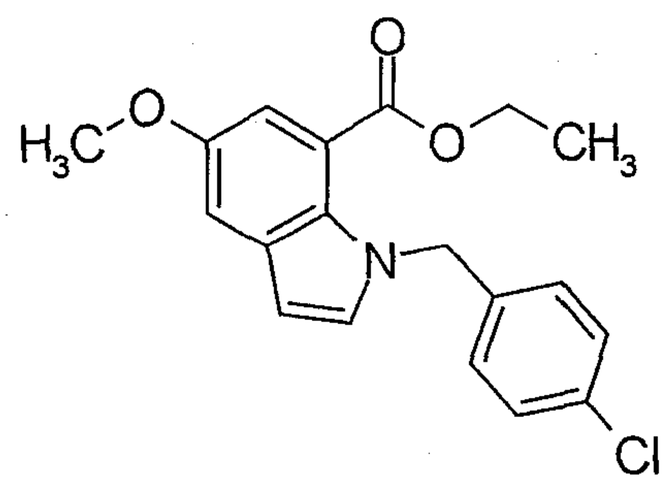

[0230]

[Table 37]

Pr	Structure
157	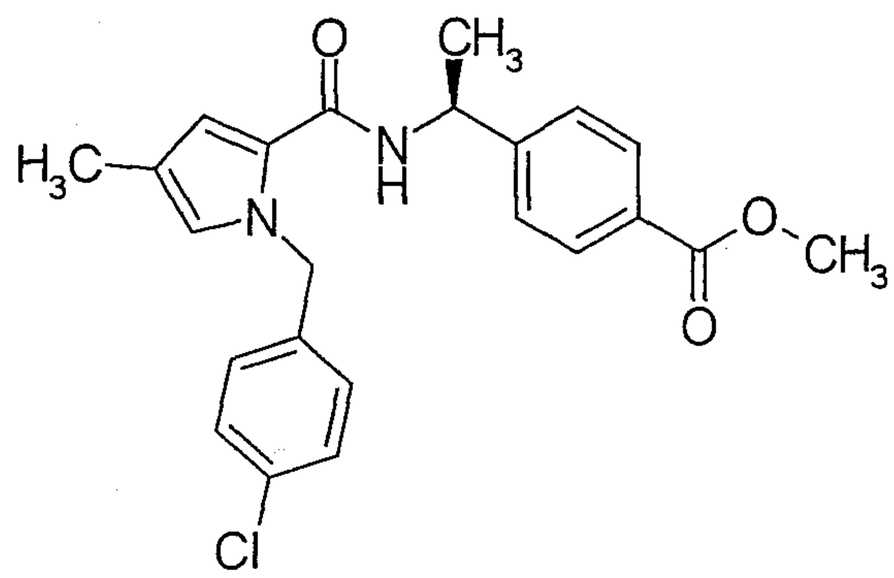
158	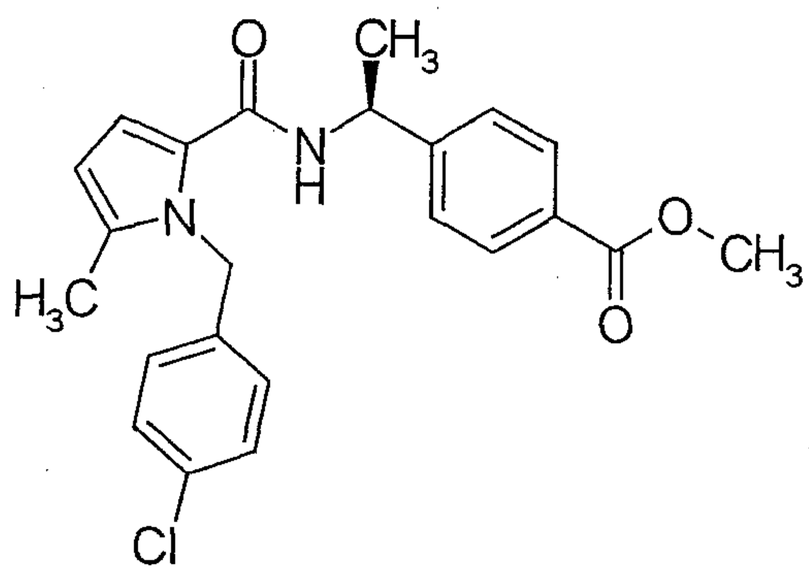
159	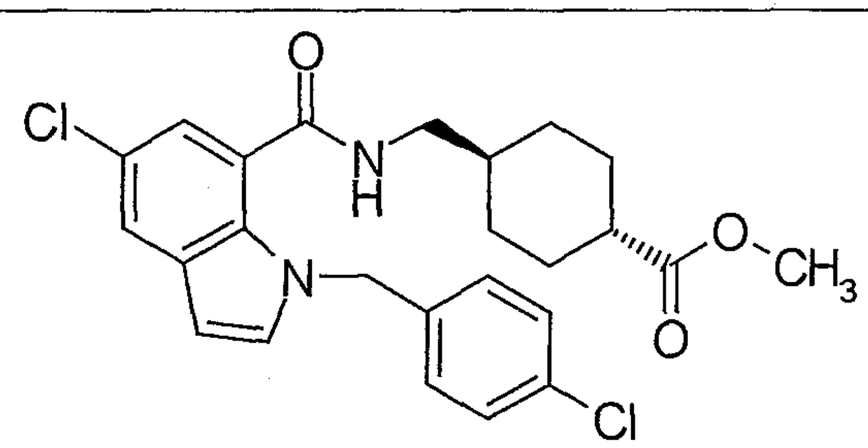
160	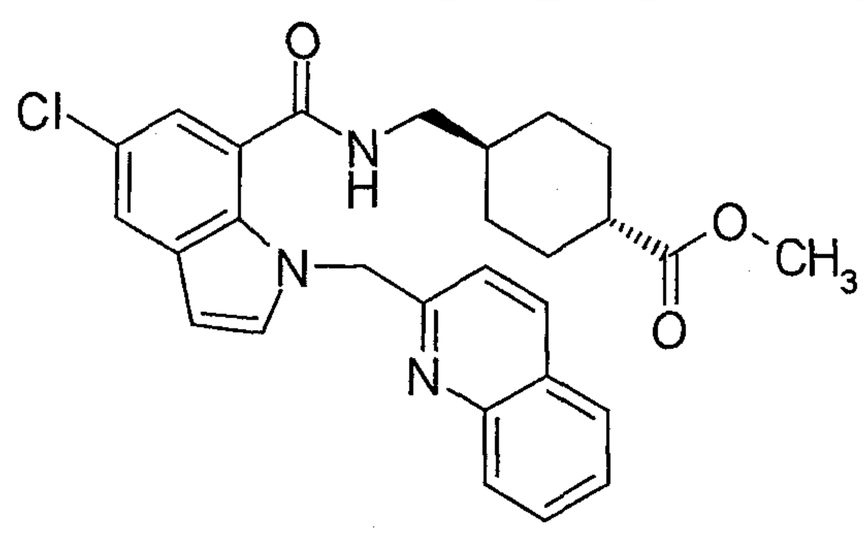

[0231]

[Table 38]

Pr	Structure
161/Cl	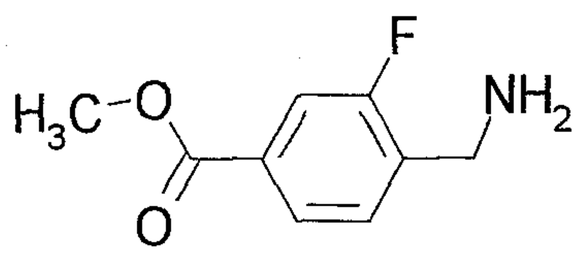
162	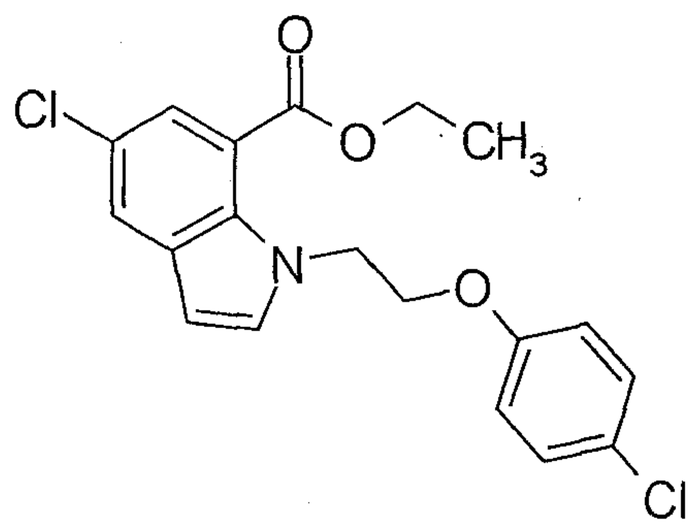
163	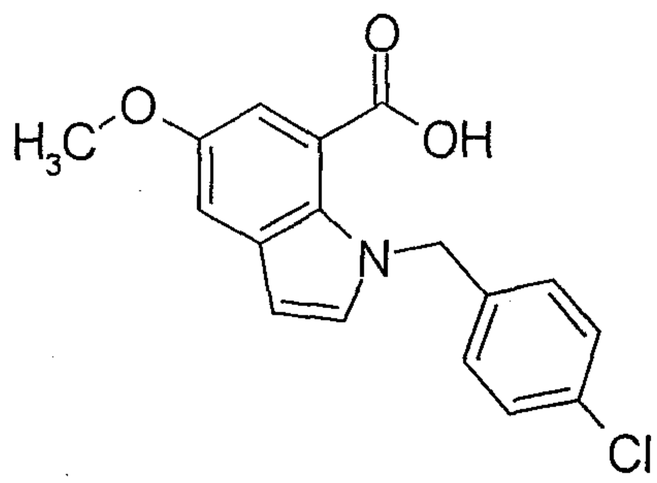
164	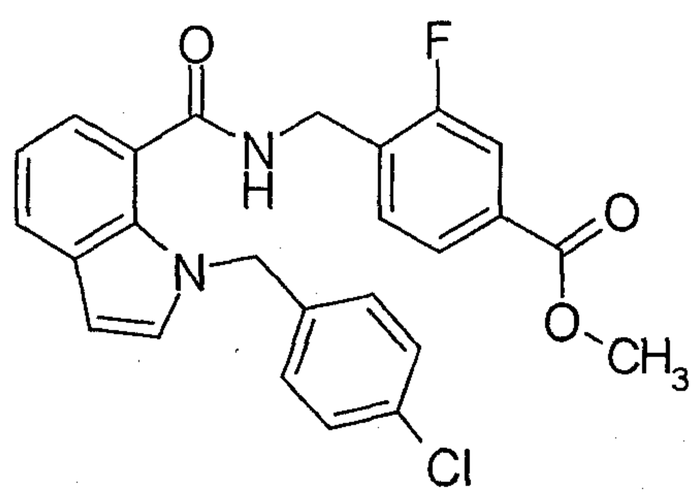

[0232]

[Table 39]

Pr	Structure
165	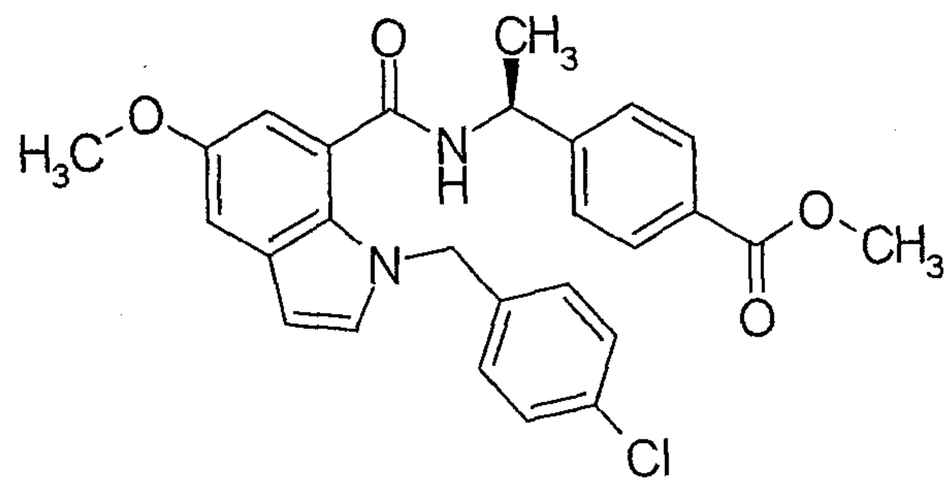
166	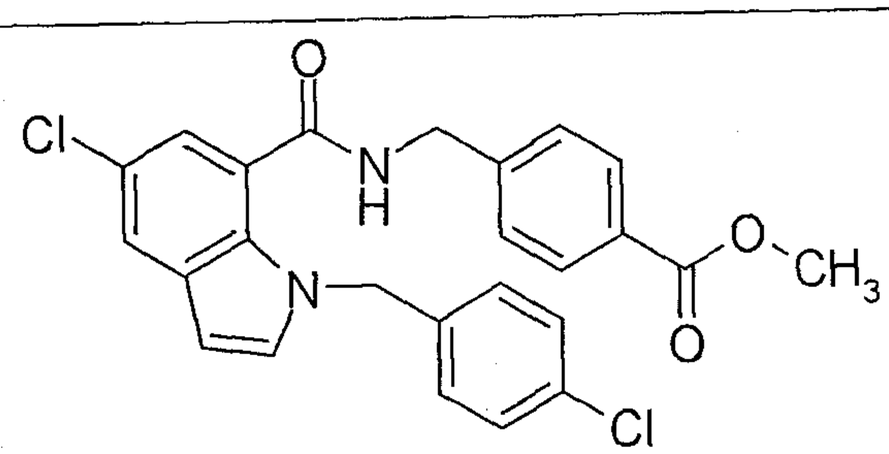
167	
168	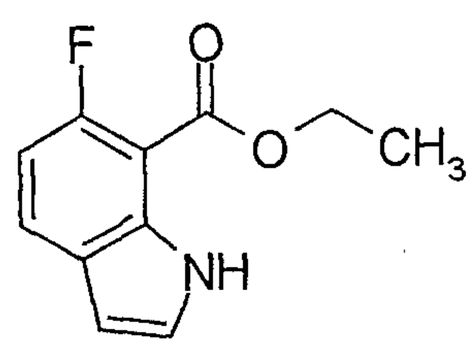

[0233]

[Table 40]

Pr	Structure
169	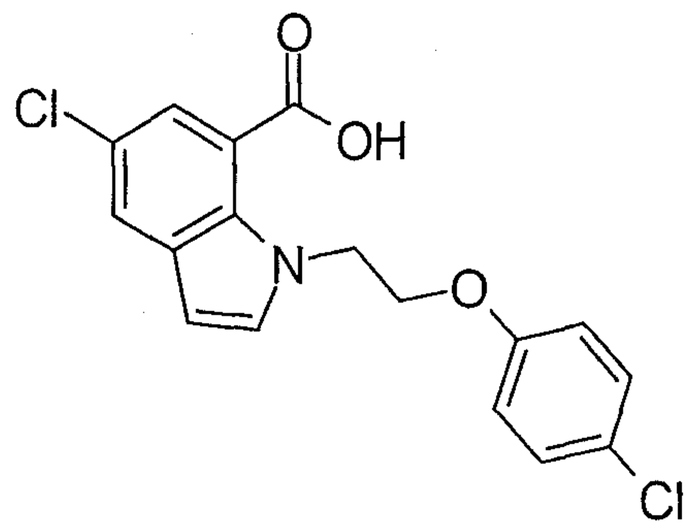
170	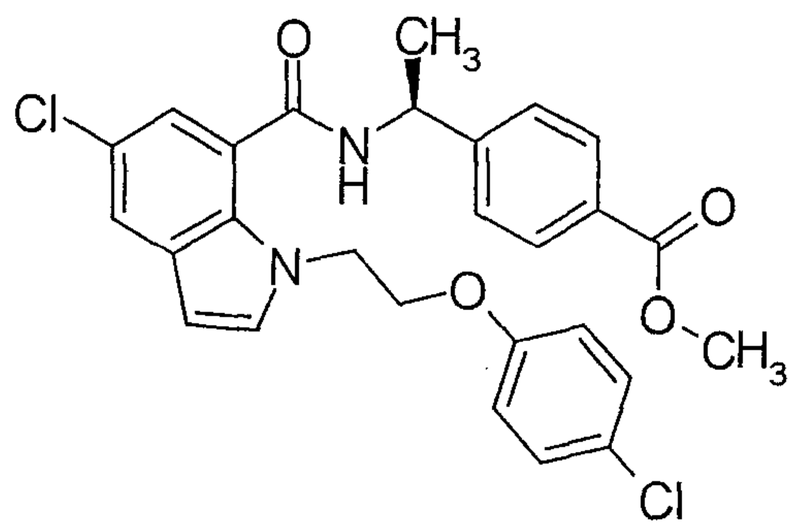
171	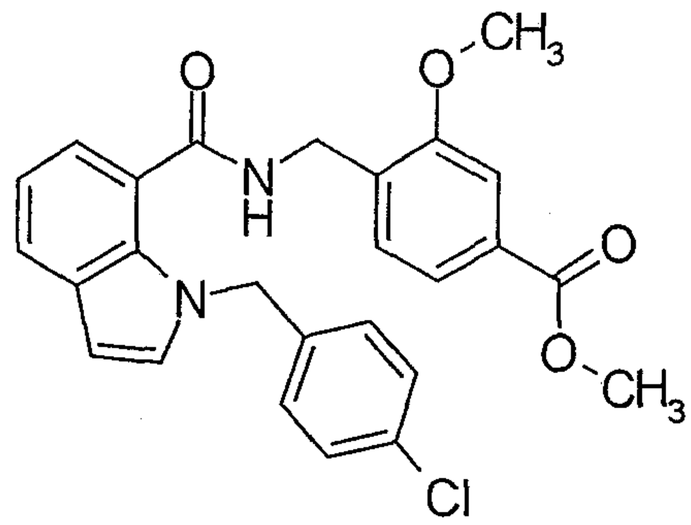
172	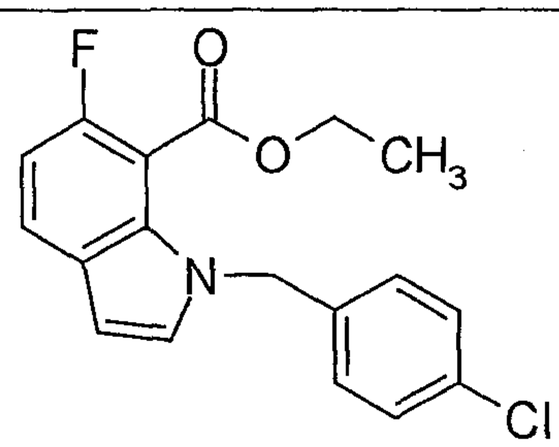

[0234]

[Table 41]

Pr	Structure
173	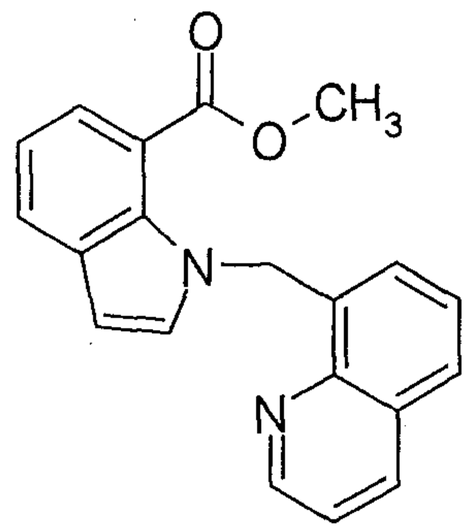
174	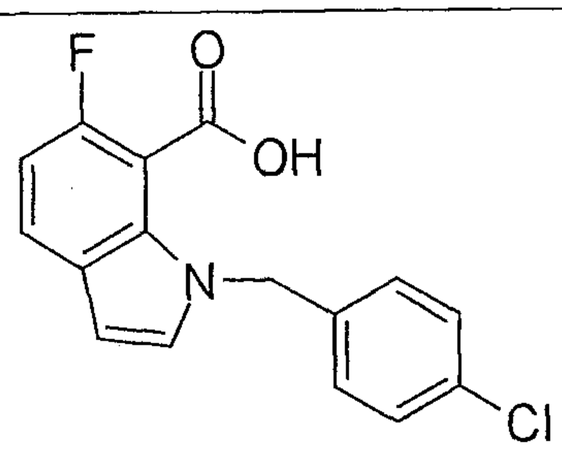
175	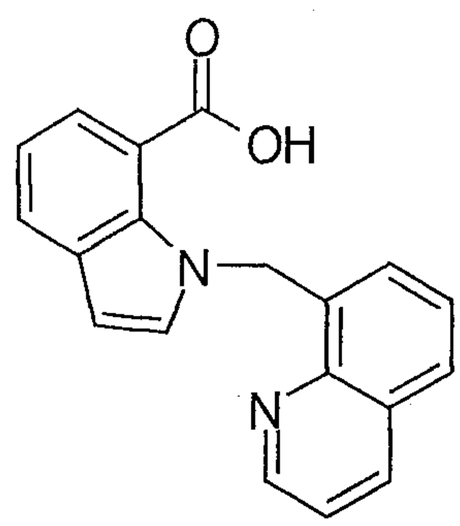
176	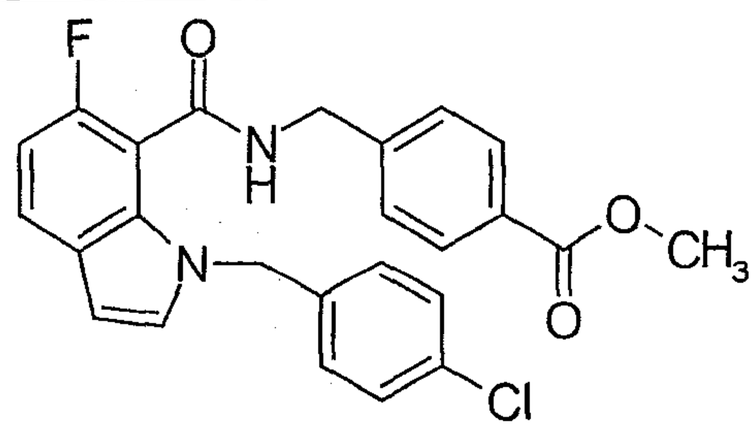

[0235]

[Table 42]

Pr	Structure
177	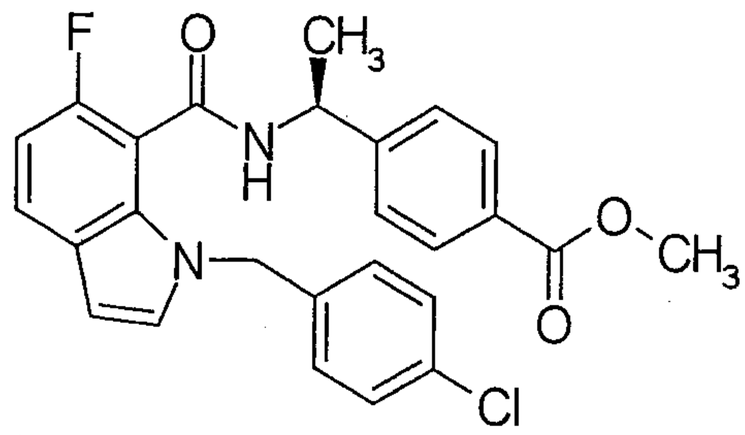
178	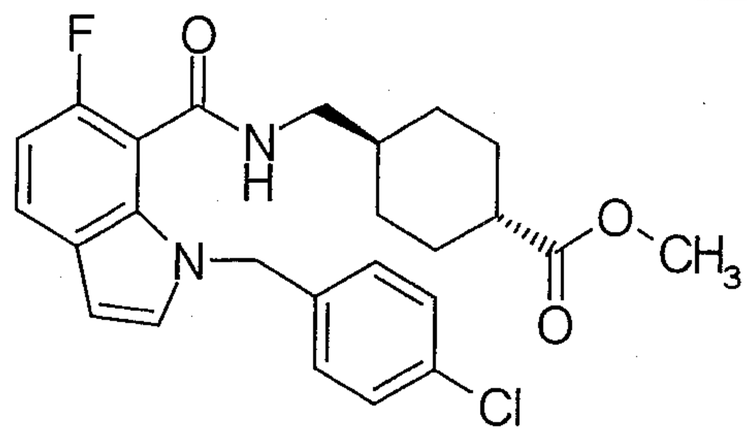
179	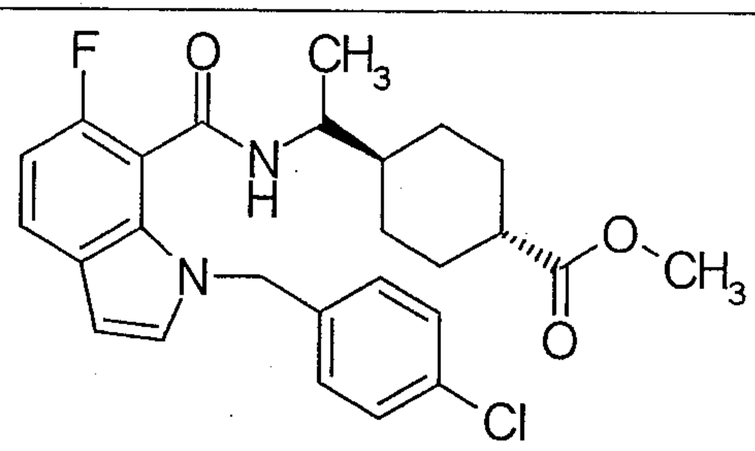
180	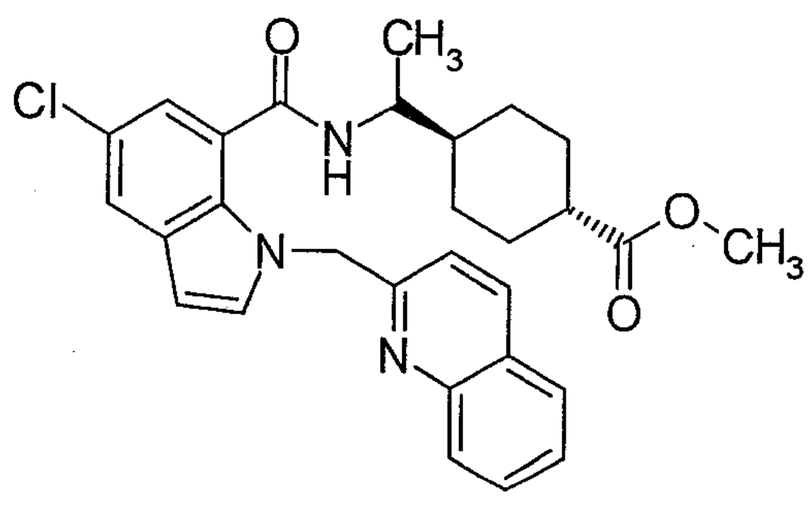

[0236]

[Table 43]

Pr	Structure
181	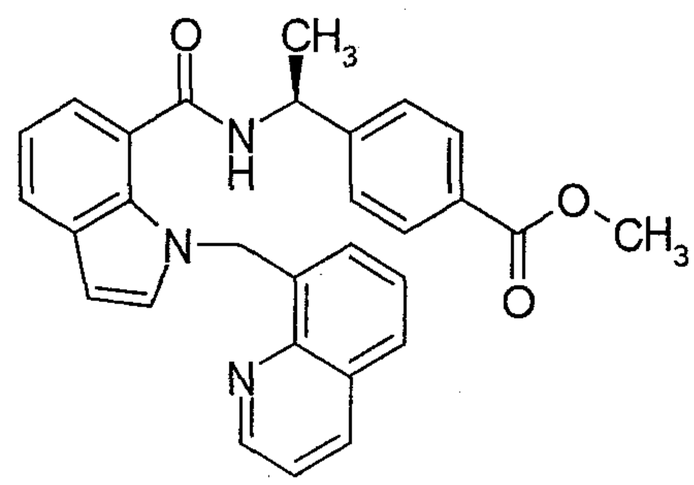
182	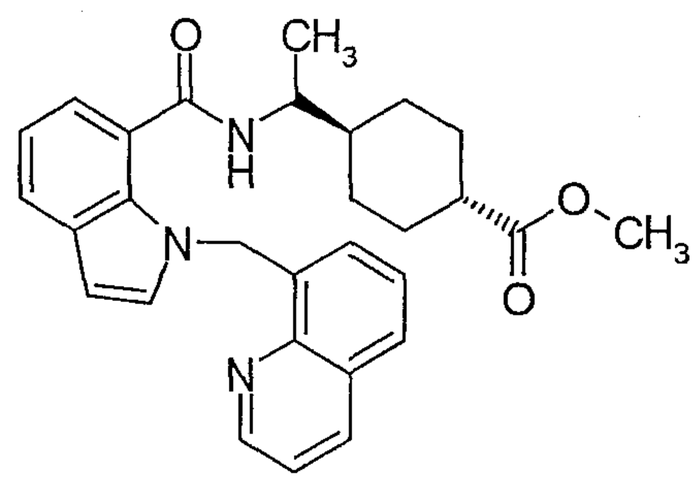
183	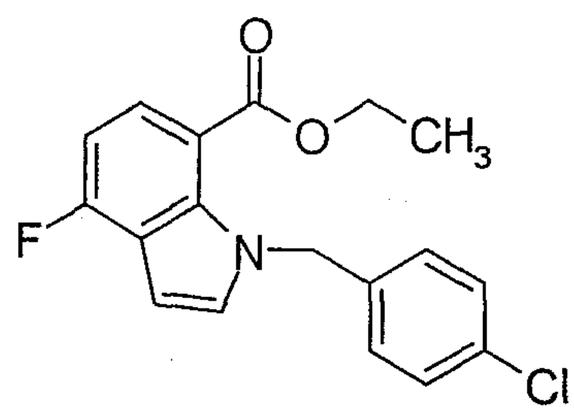
184	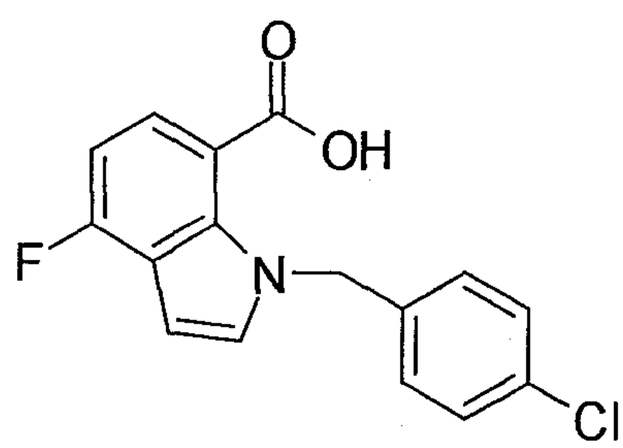

[0237]

[Table 44]

Pr	Structure
185	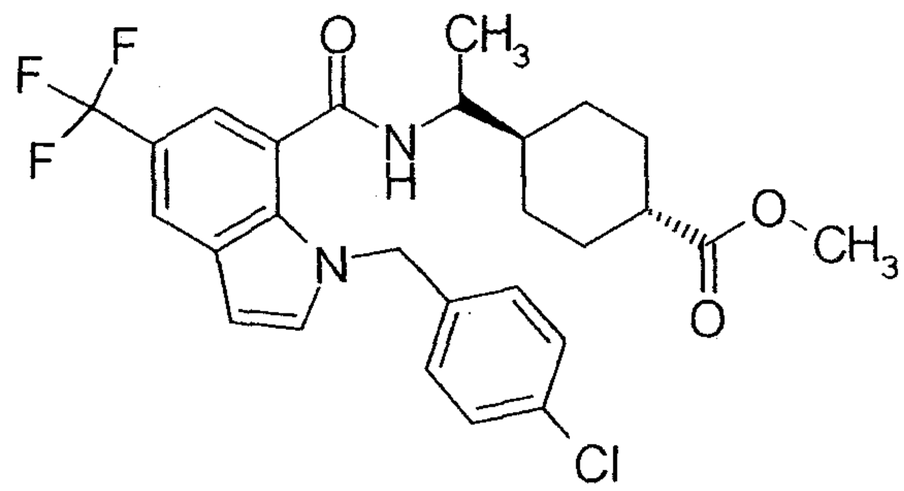
186	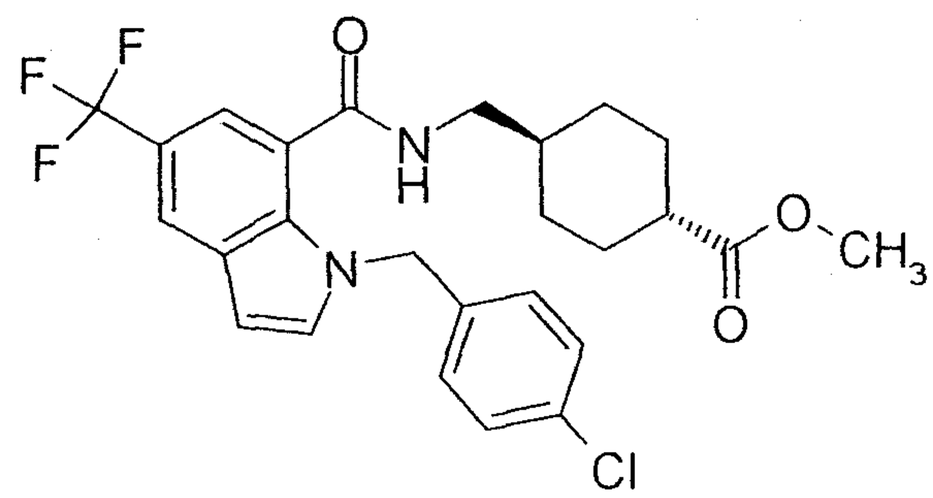
187/Cl	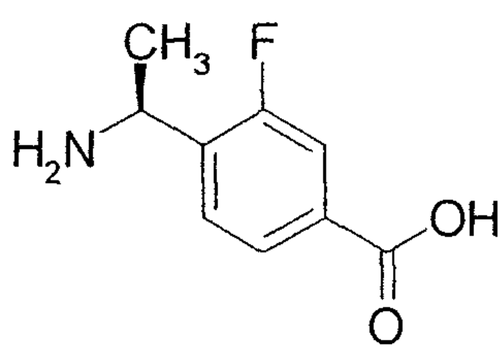
188/Cl	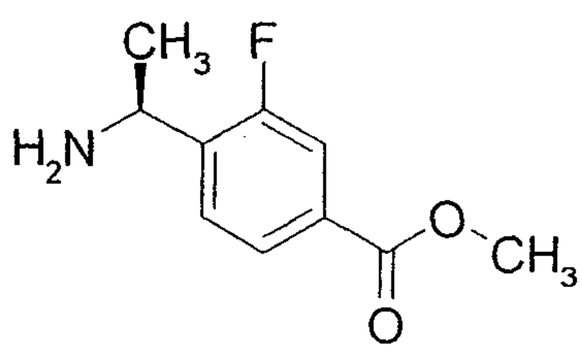
189	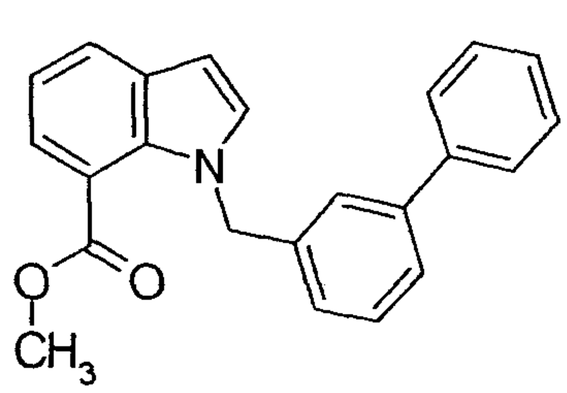

[0238]

[Table 45]

Pr	Structure
190	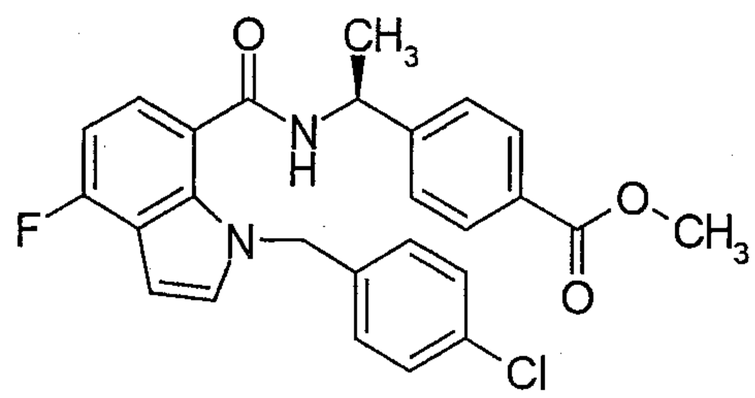
191	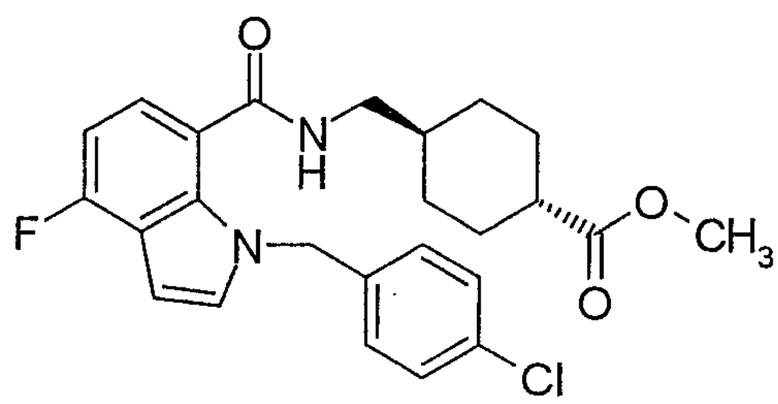
192	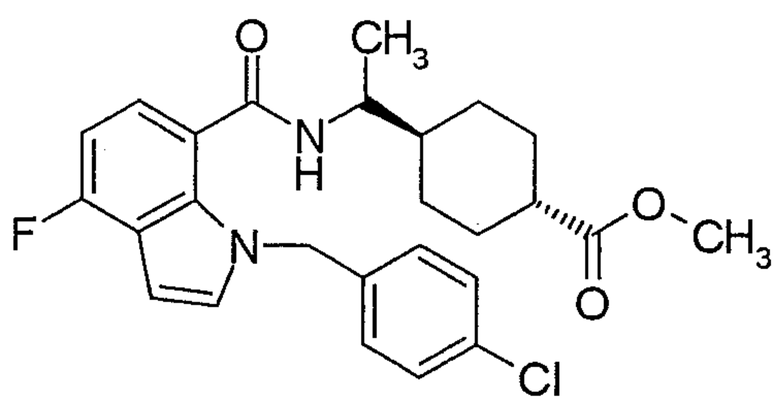
193	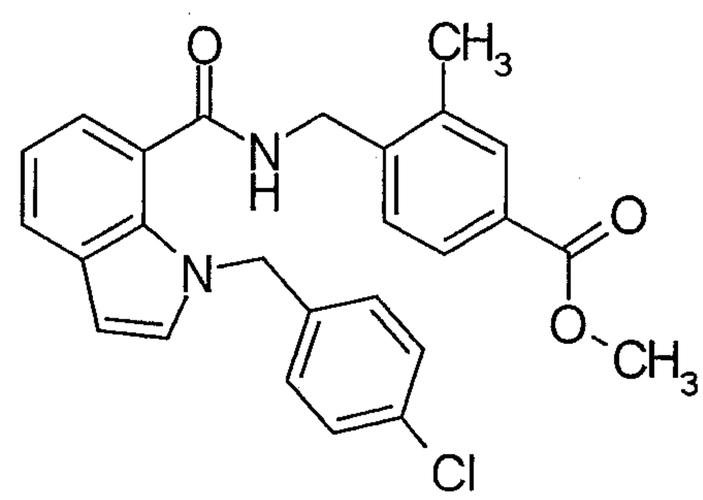
194	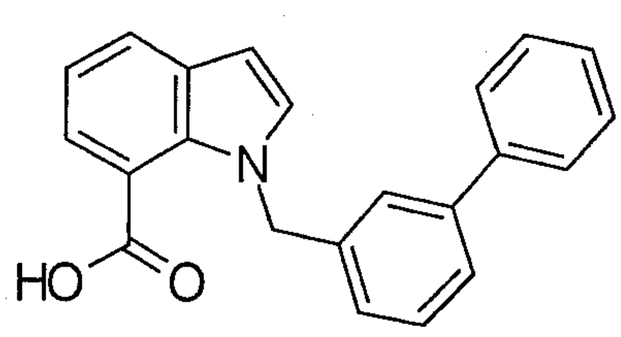

[0239]

[Table 46]

Pr	Structure
195	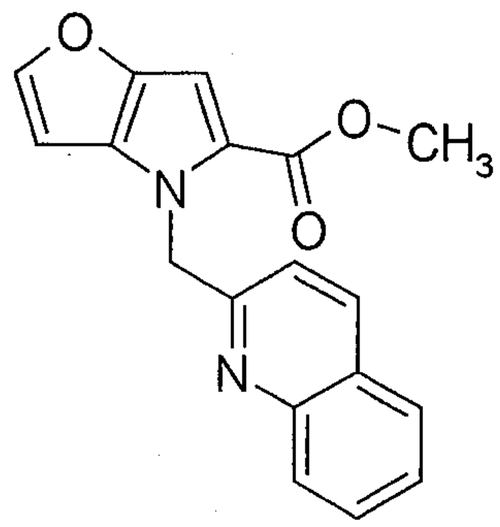
196	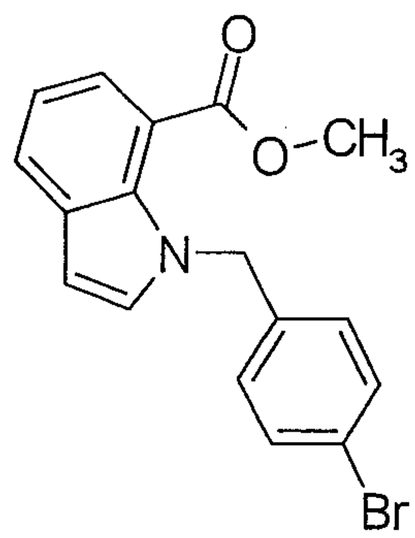
197	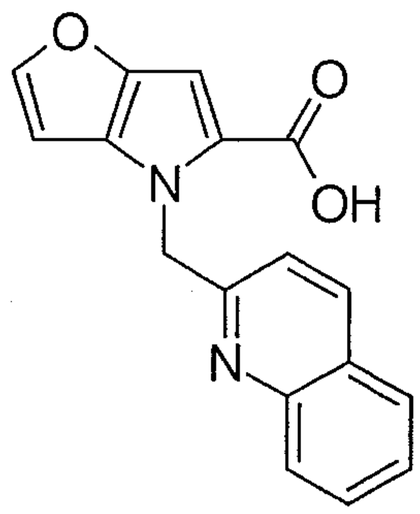
198	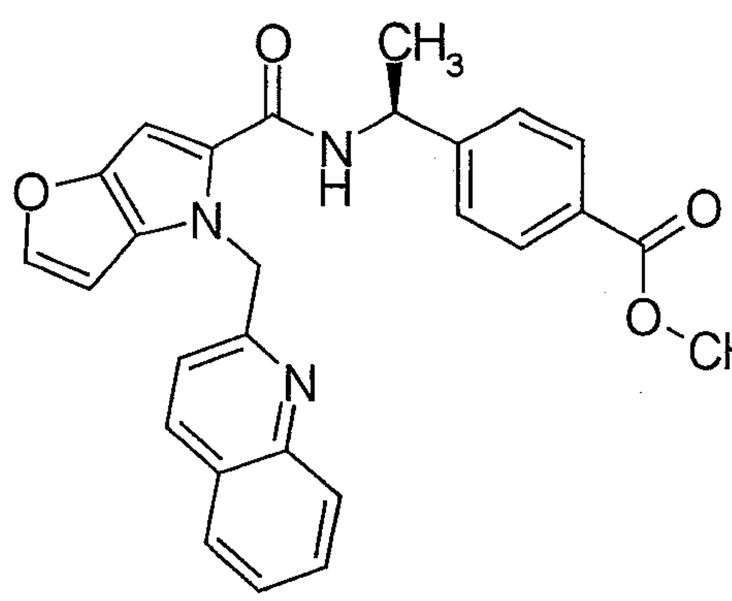

[0240]

[Table 47]

Pr	Structure
199	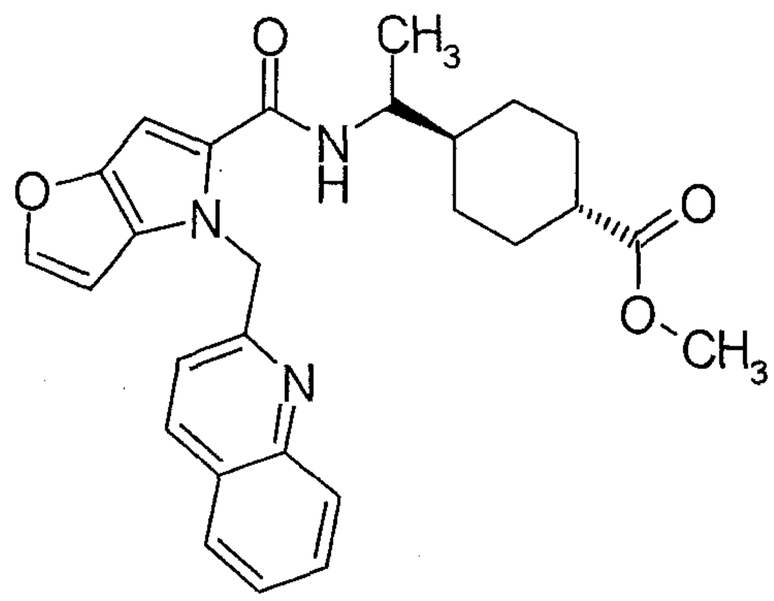
200	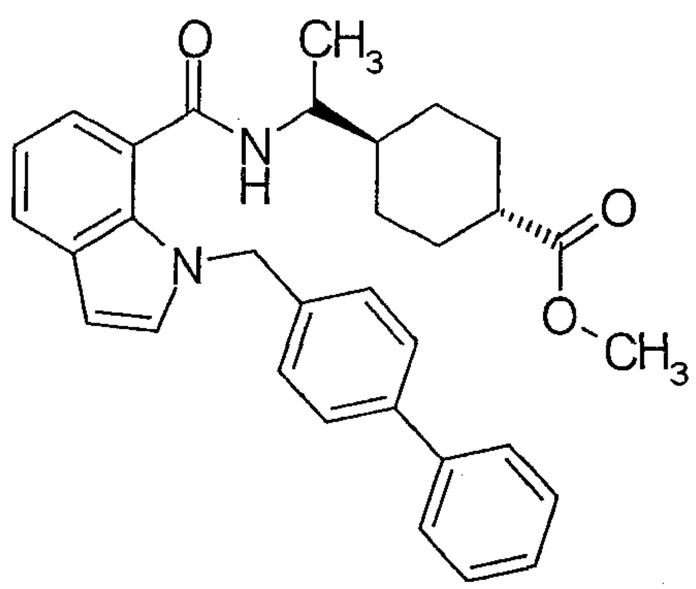
201	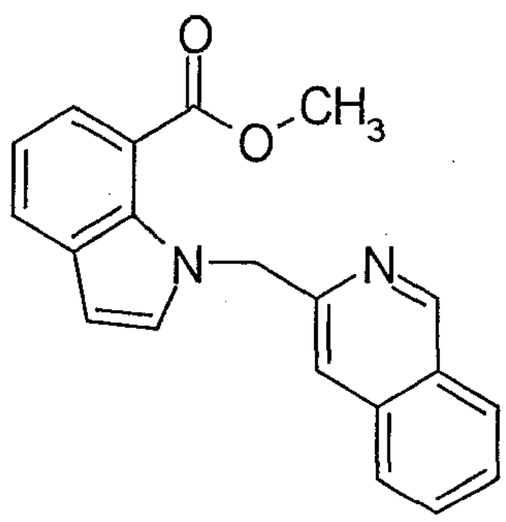
202	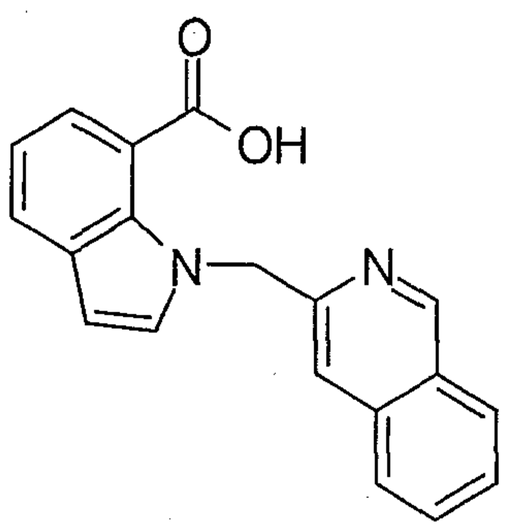

[0241]

[Table 48]

Pr	Structure
203	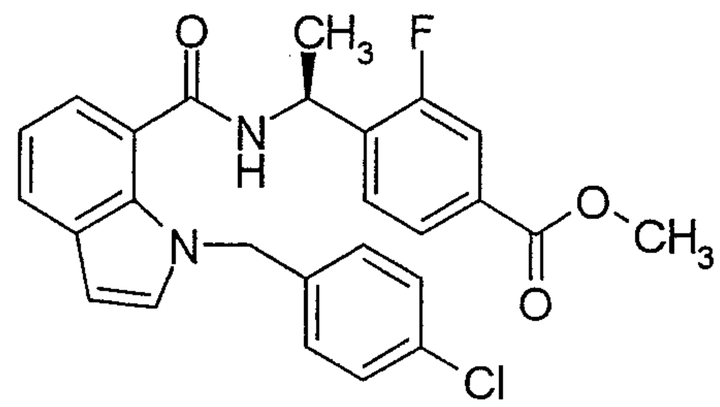
204	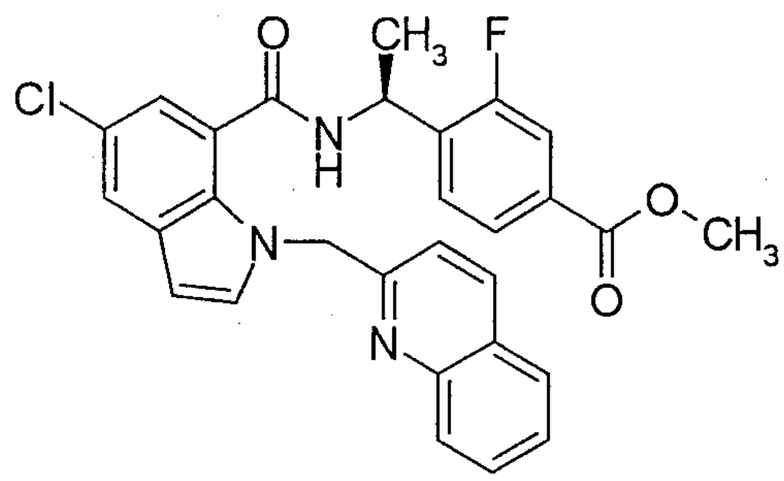
205	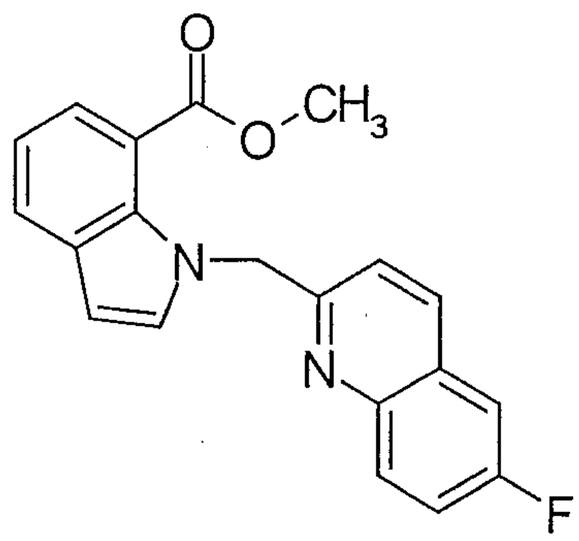
206	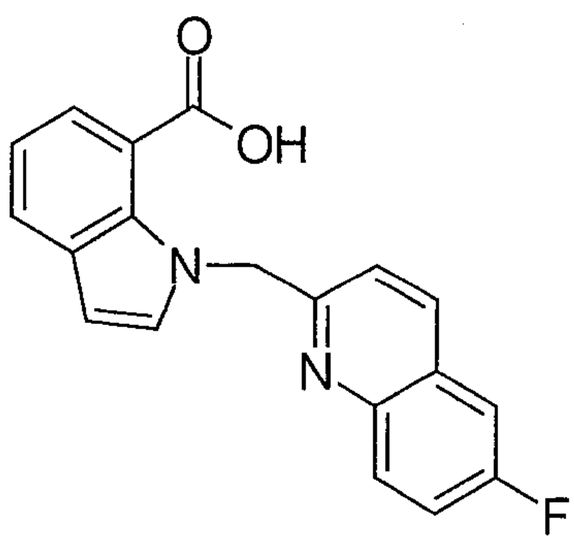

[0242]

[Table 49]

Pr	Structure
207	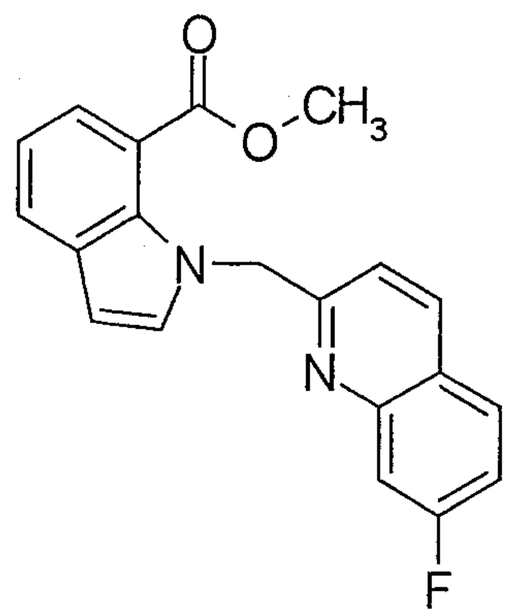
208	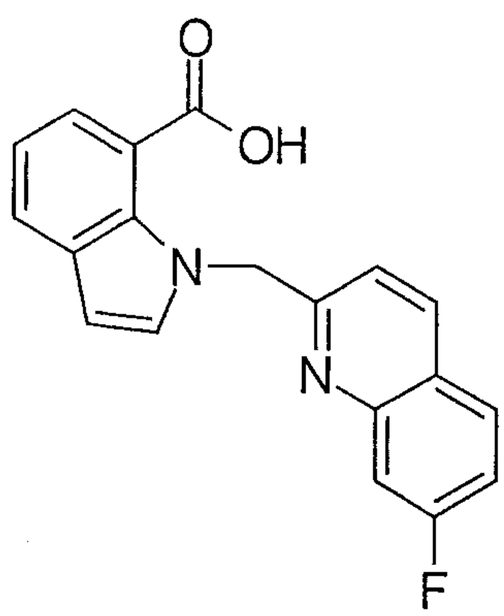
209	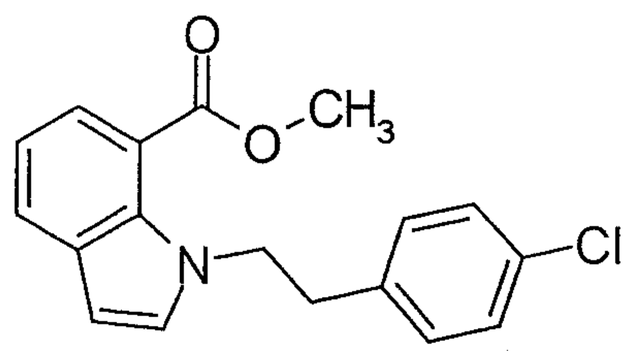
210	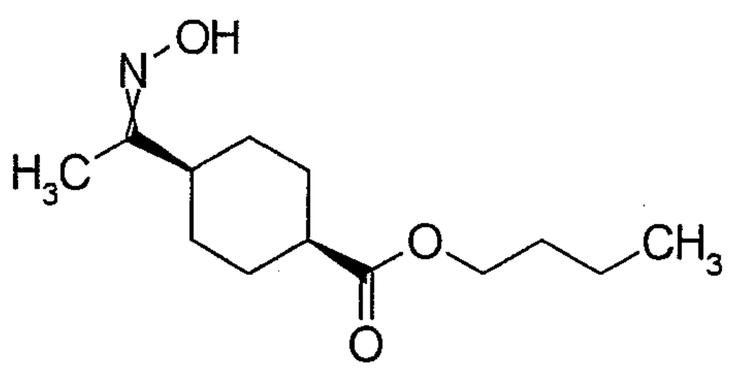

[0243]

[Table 50]

Pr	Structure
211/Cl	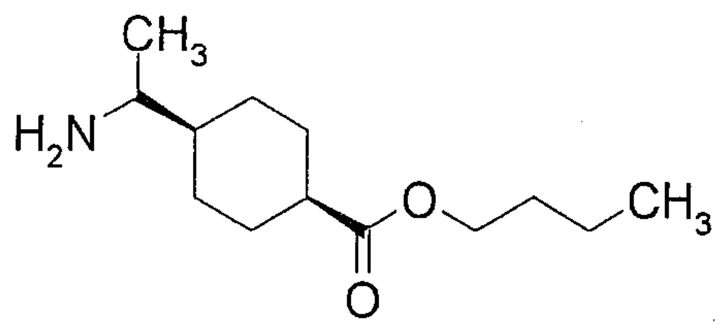
212	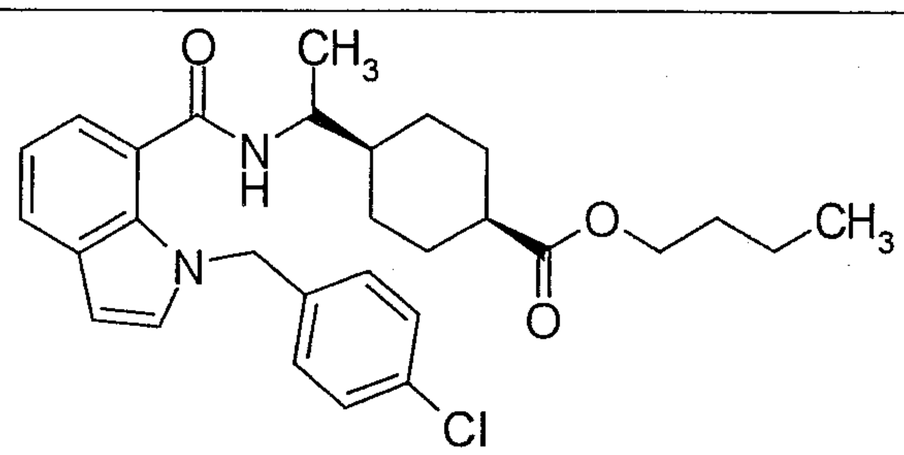
213	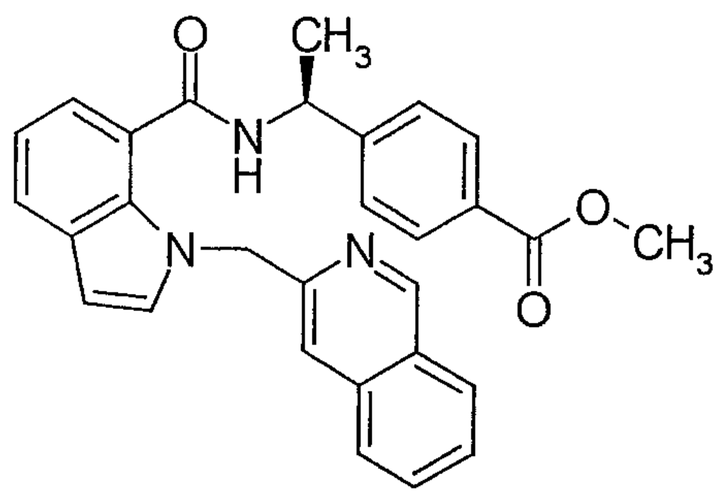
214	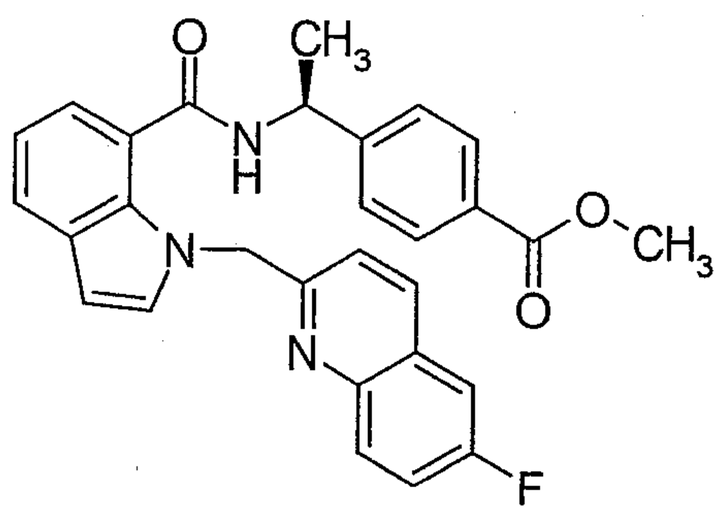

[0244]

[Table 51]

Pr	Structure
215	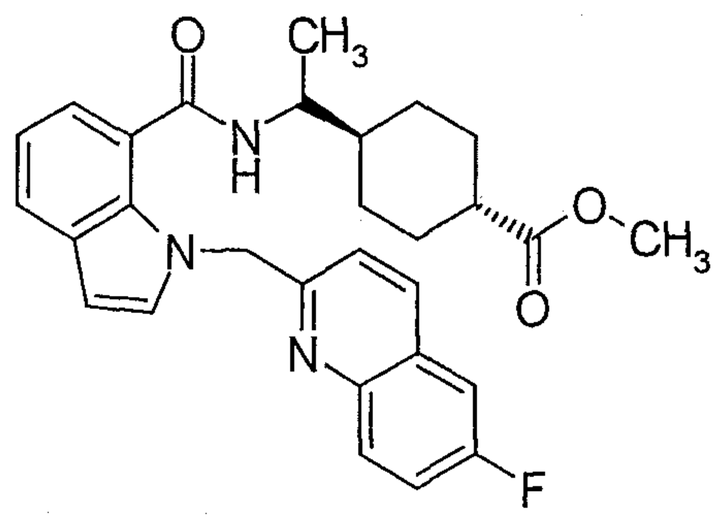
216	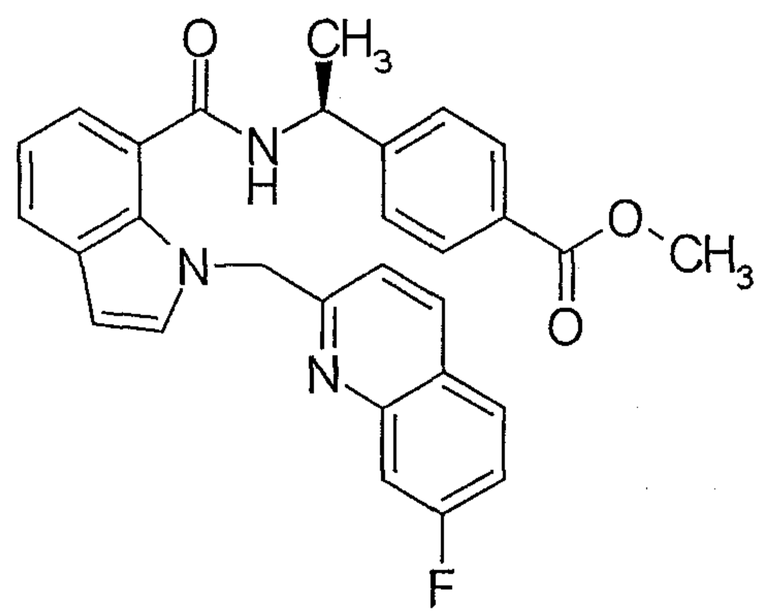
217	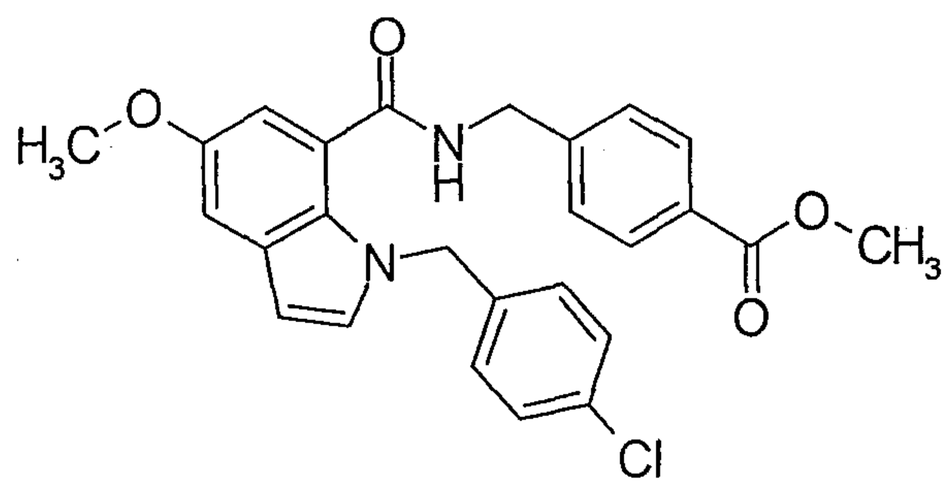
218	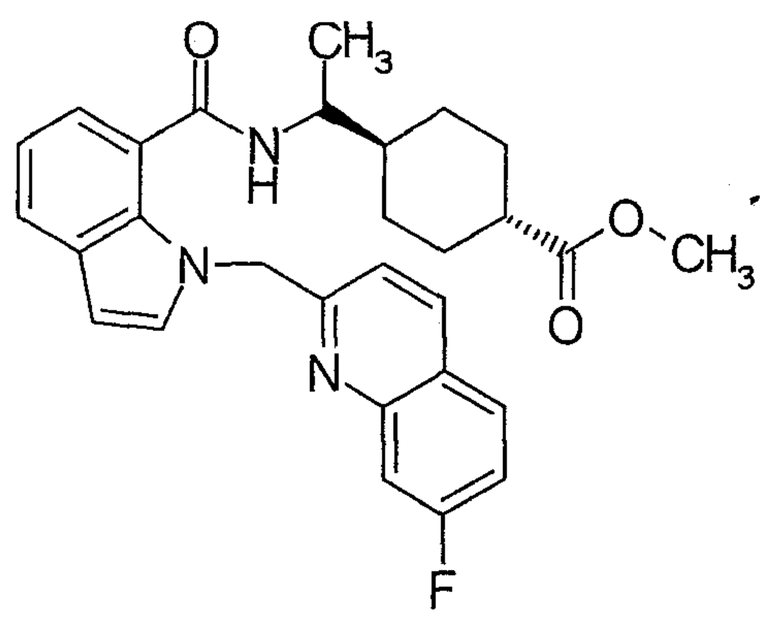

[0245]

[Table 52]

Pr	Structure
219	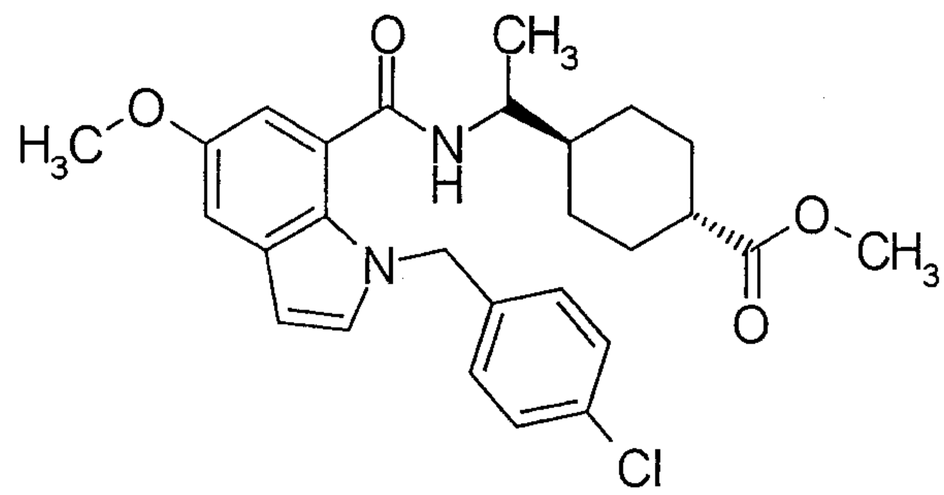
220	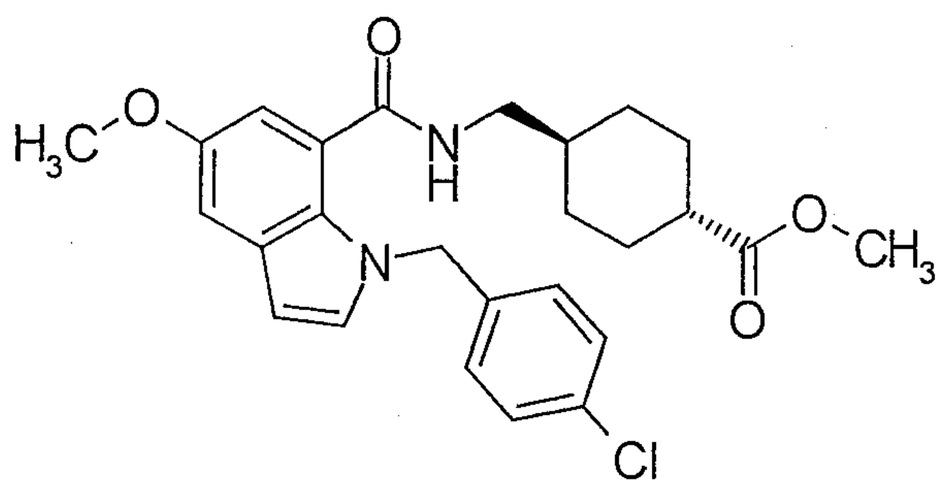
222	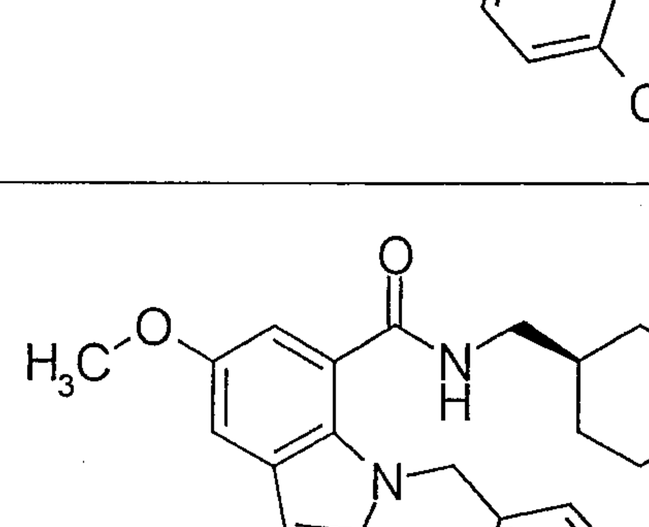
223	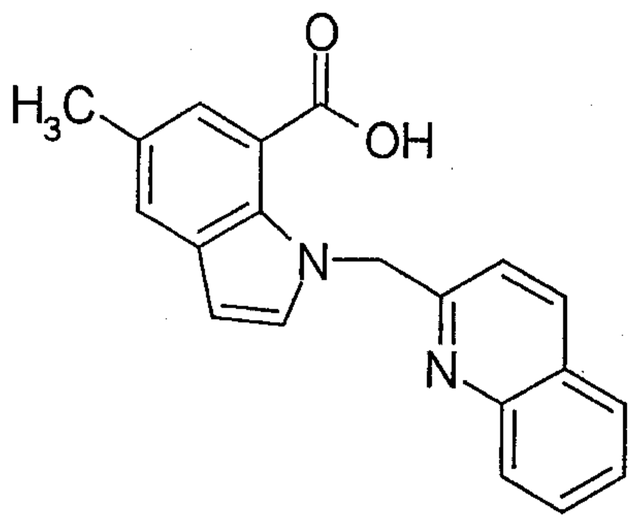

[0246]

[Table 53]

Pr	Structure
225	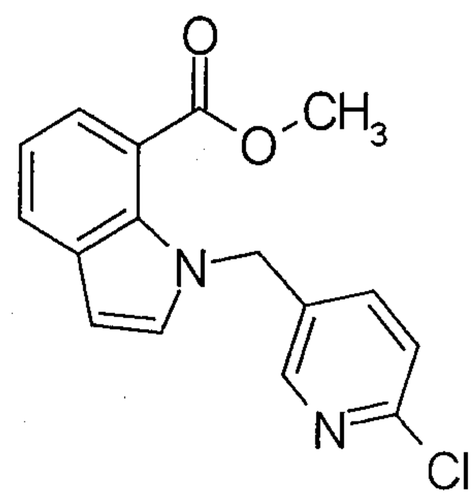
226	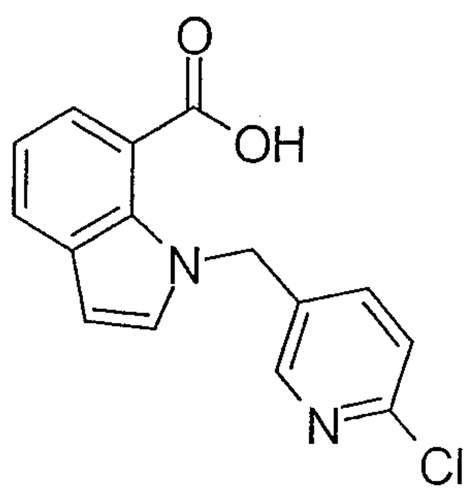
227	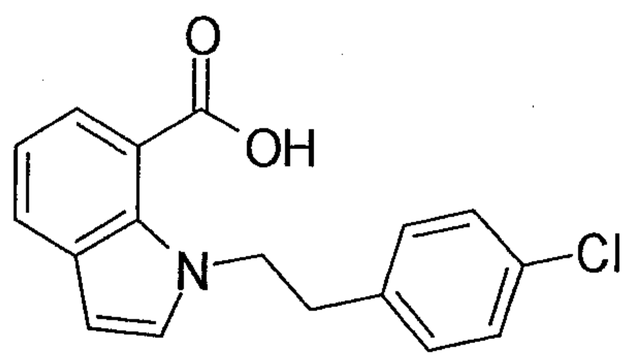
228	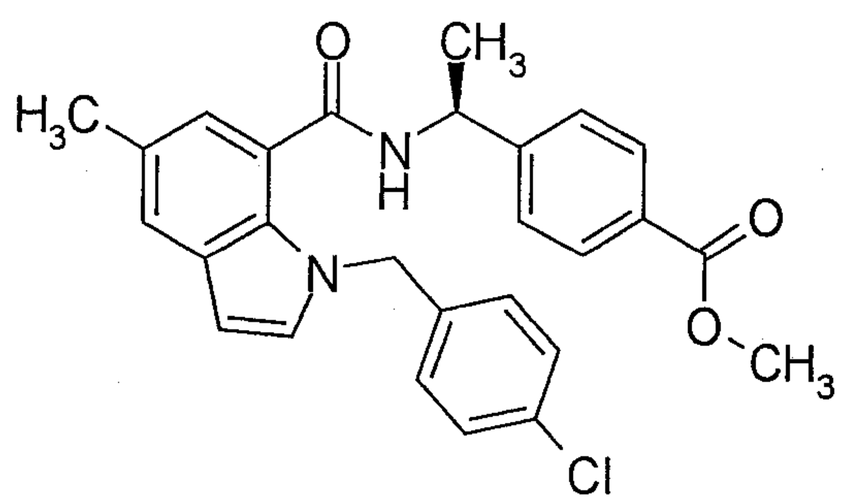

[0247]

[Table 54]

Pr	Structure
229	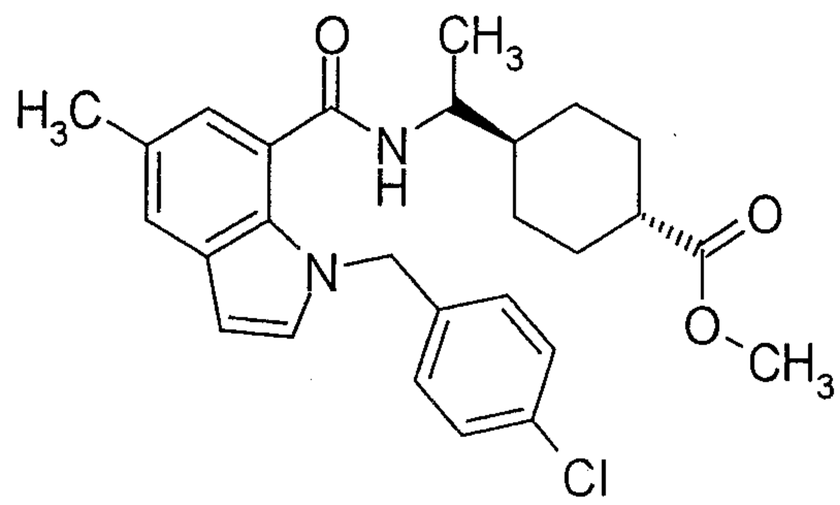
230	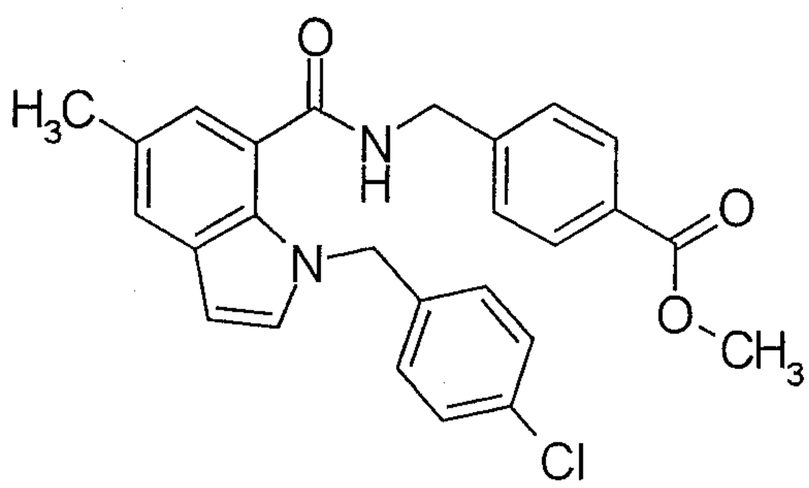
231	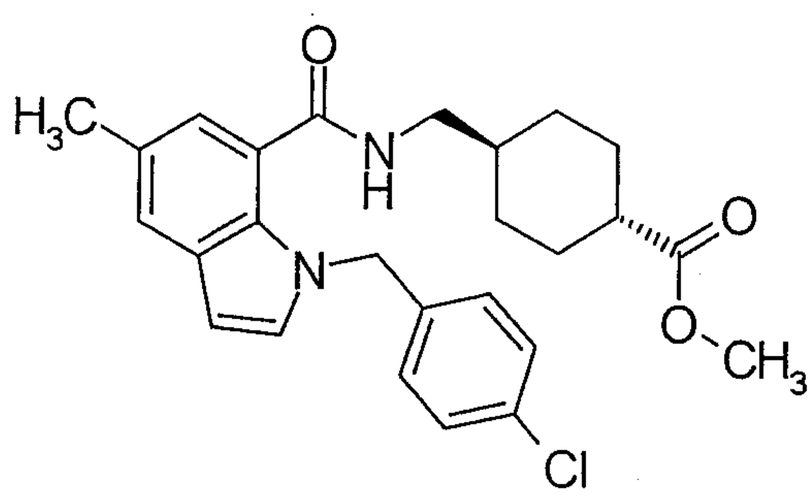
232	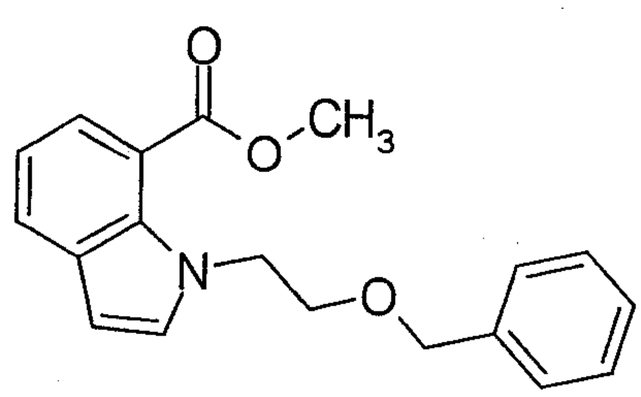

[0248]

[Table 55]

Pr	Structure
233	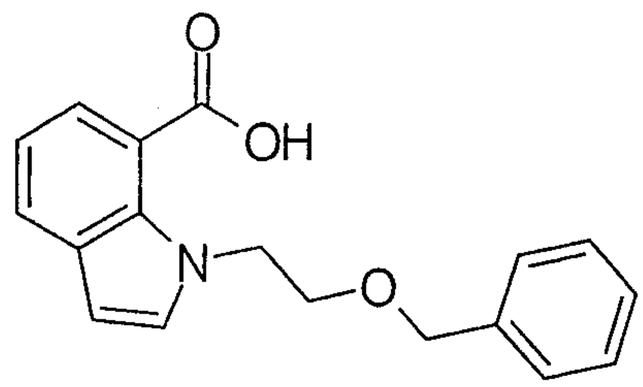
234	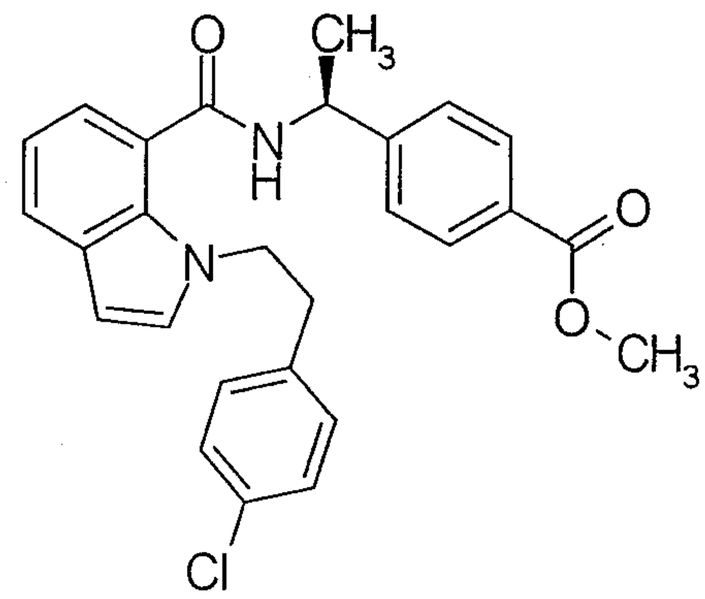
235	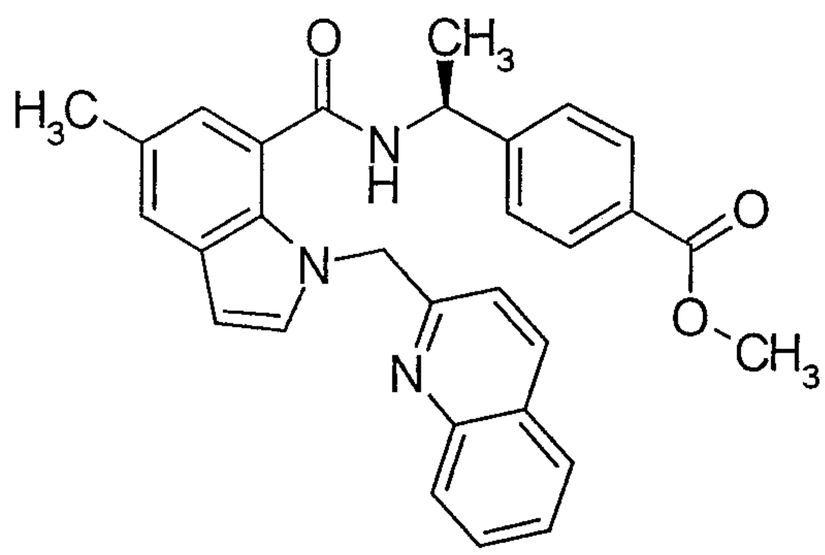
236	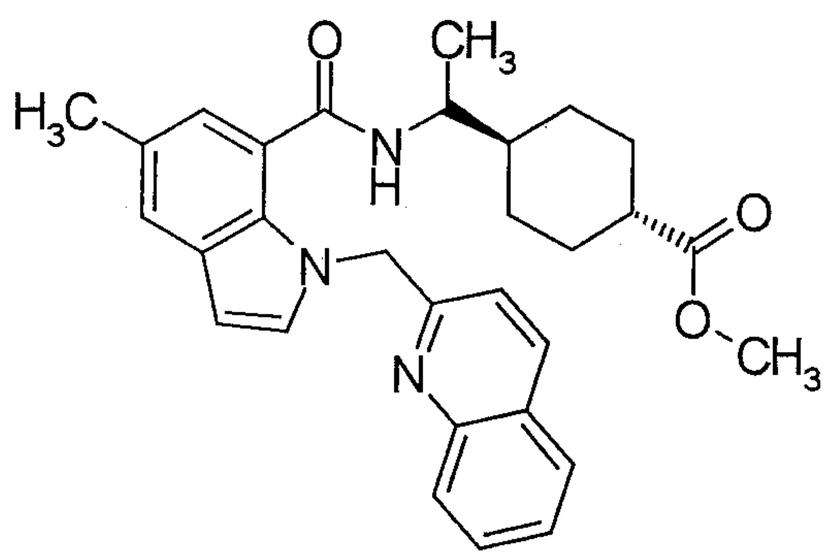

[0249]

[Table 56]

Pr	Structure
237	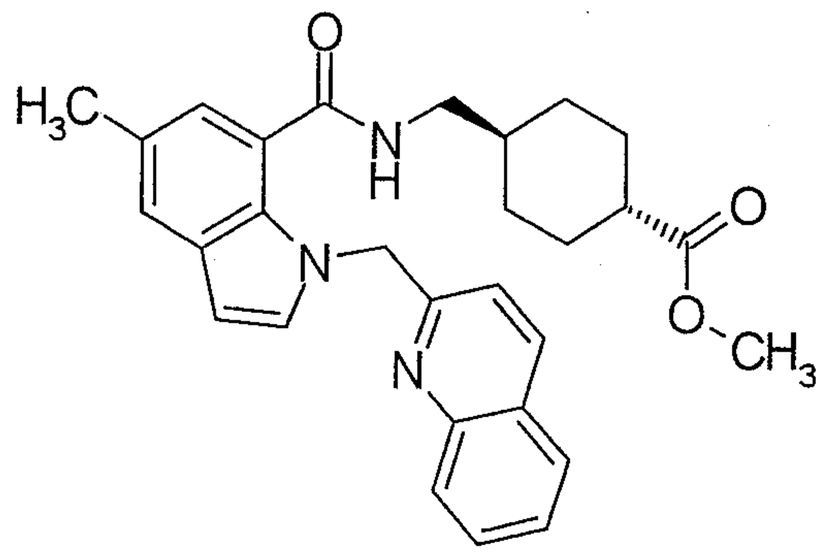
238	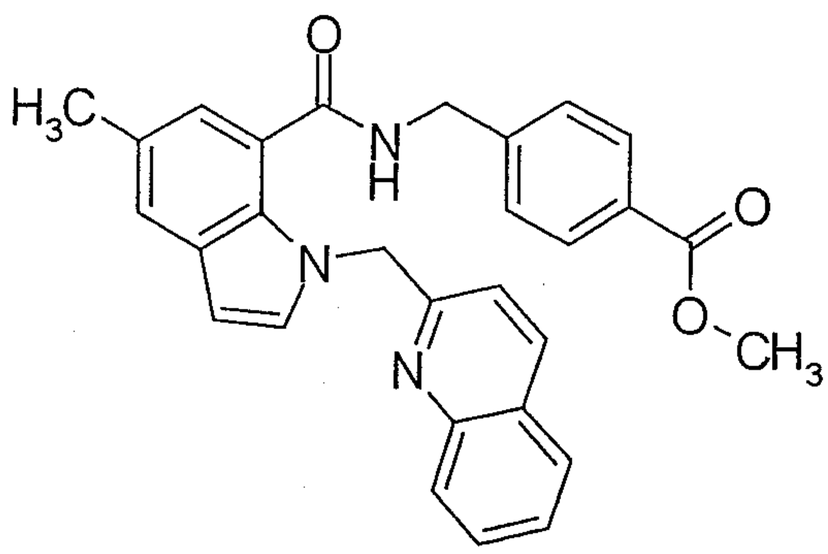
239	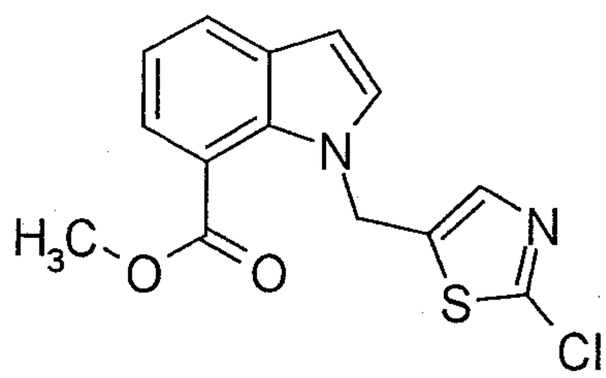
240	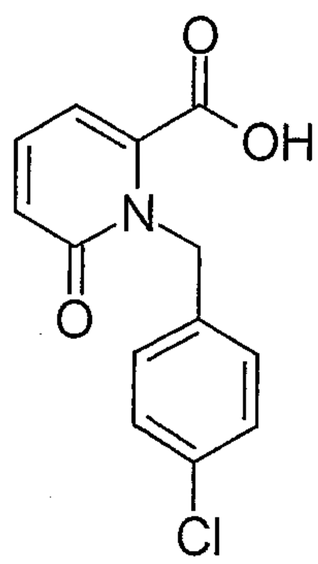

[0250]

[Table 57]

Pr	Structure
241	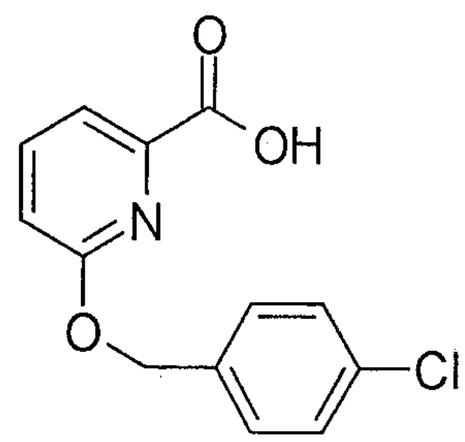
242	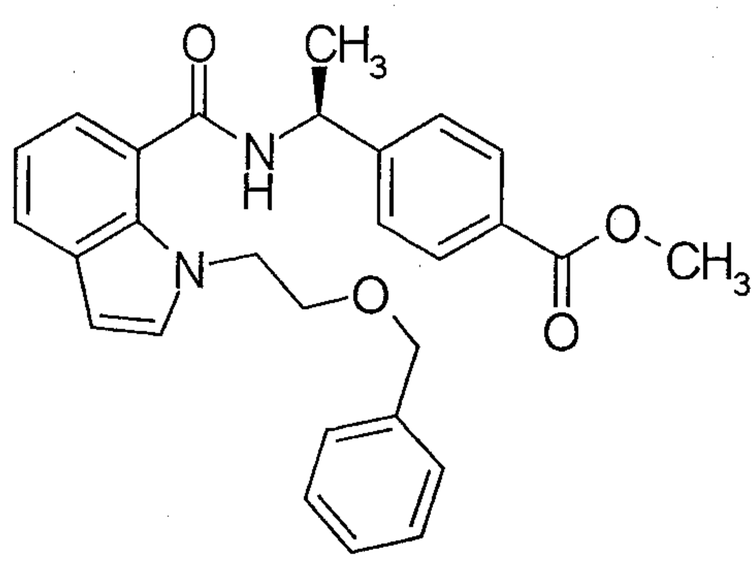
243	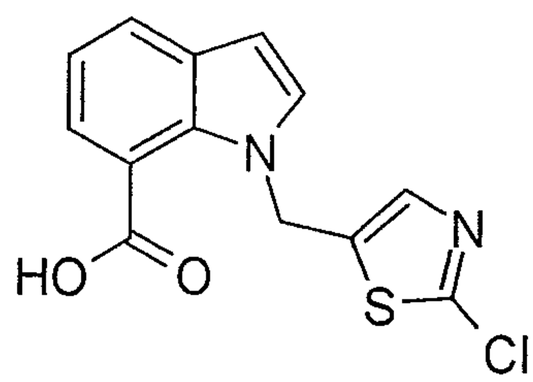
244	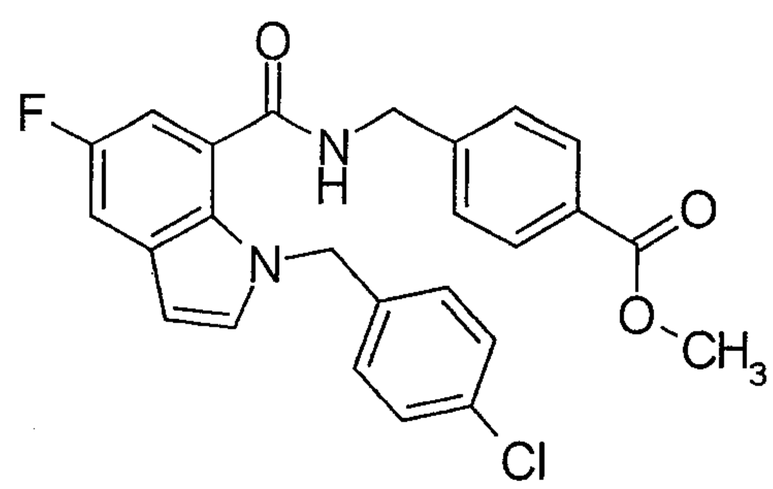

[0251]

[Table 58]

Pr	Structure
245	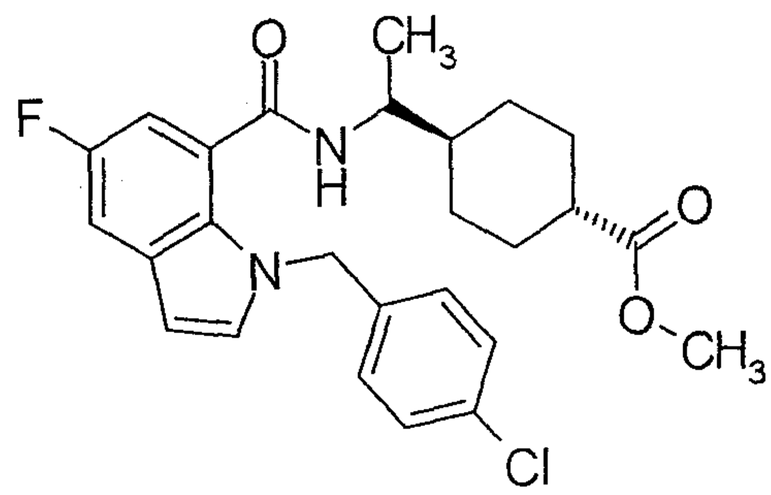
246	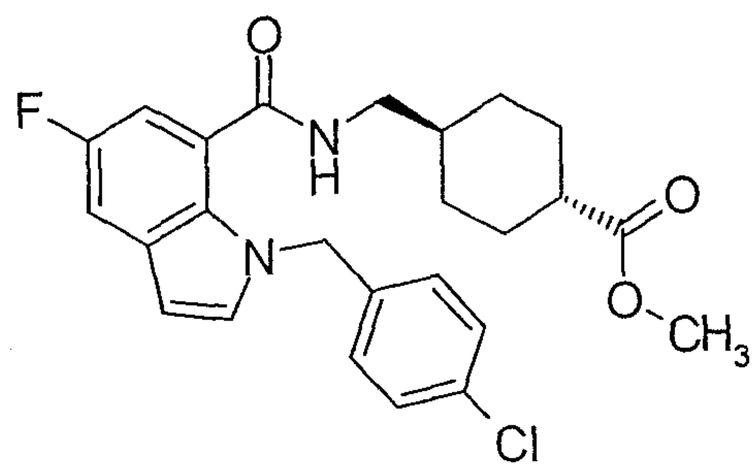
247	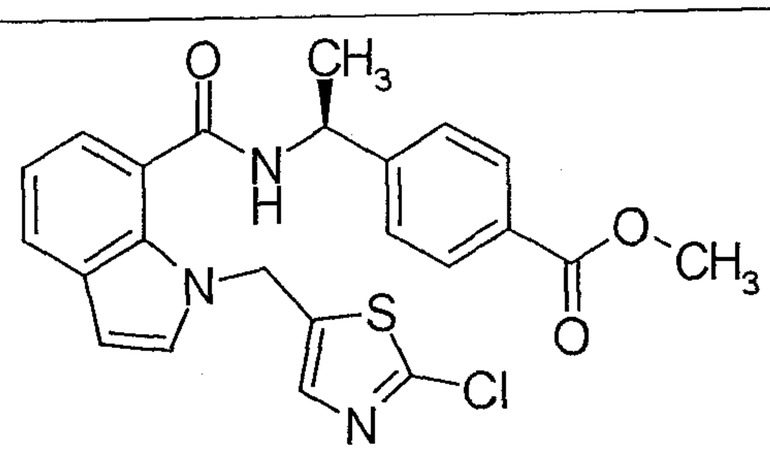
248	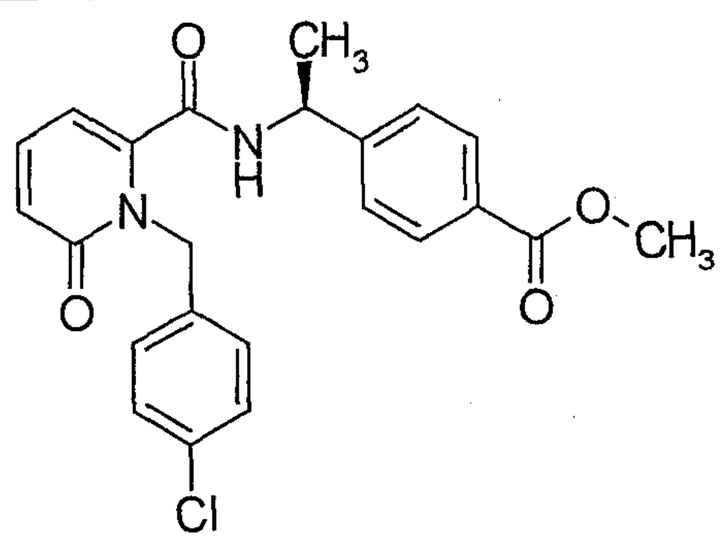

[0252]

[Table 59]

Pr	Structure
249	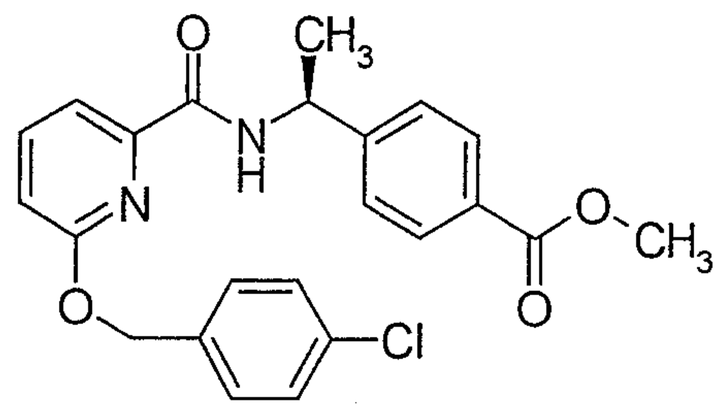
250	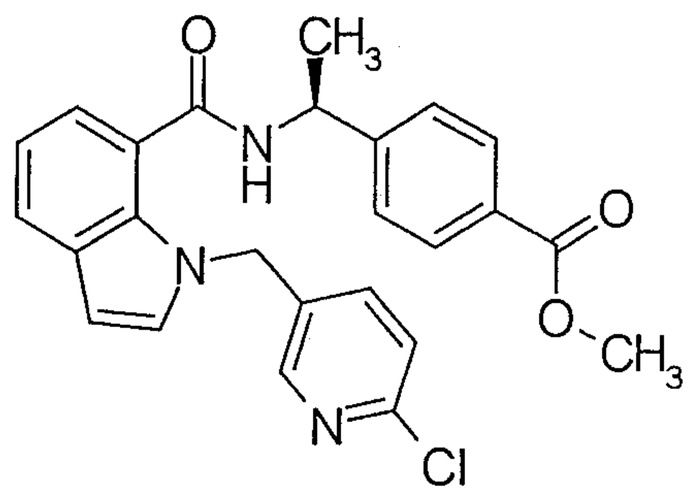
251	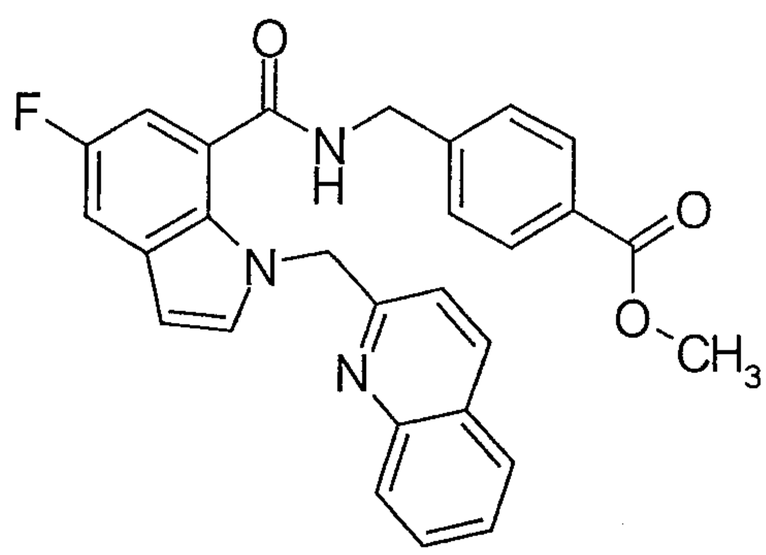
252	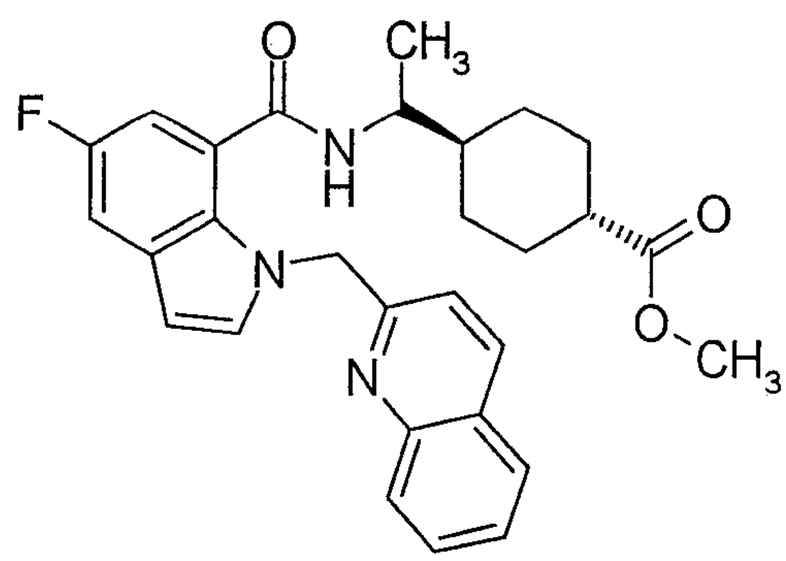

[0253]

[Table 60]

Pr	Structure
253	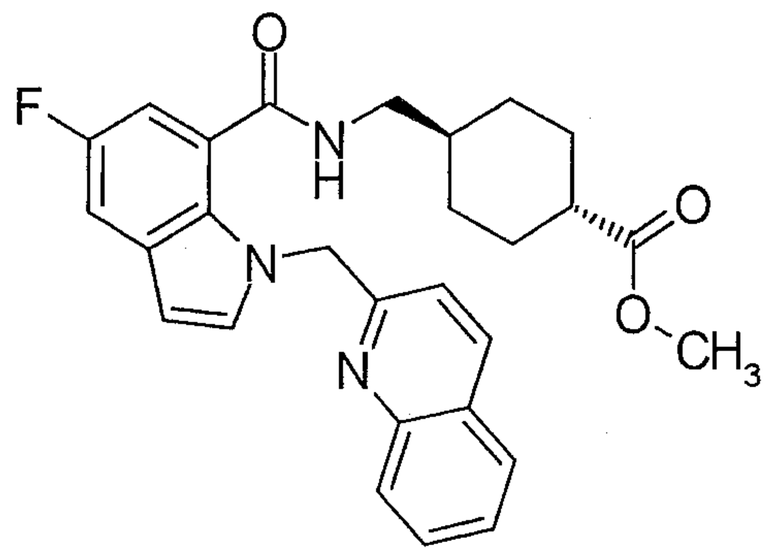
254/CI	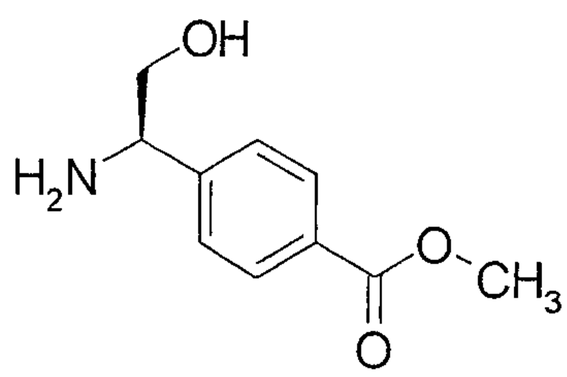
255	
256	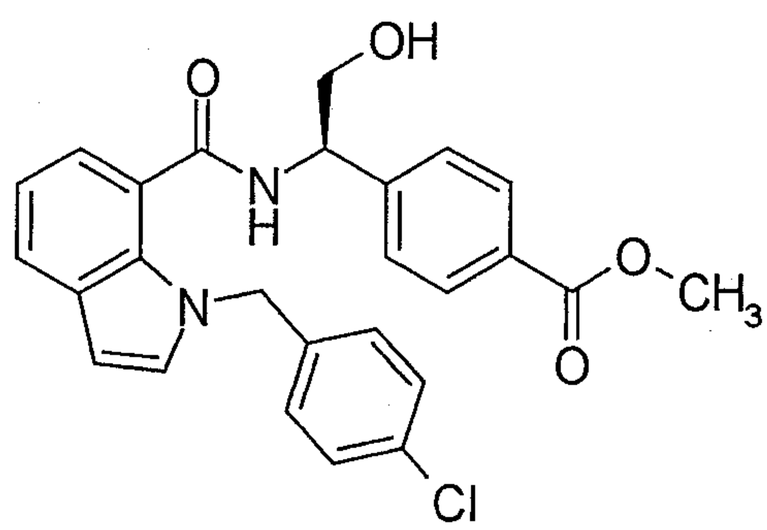

[0254]

[Table 61]

Pr	Structure
257	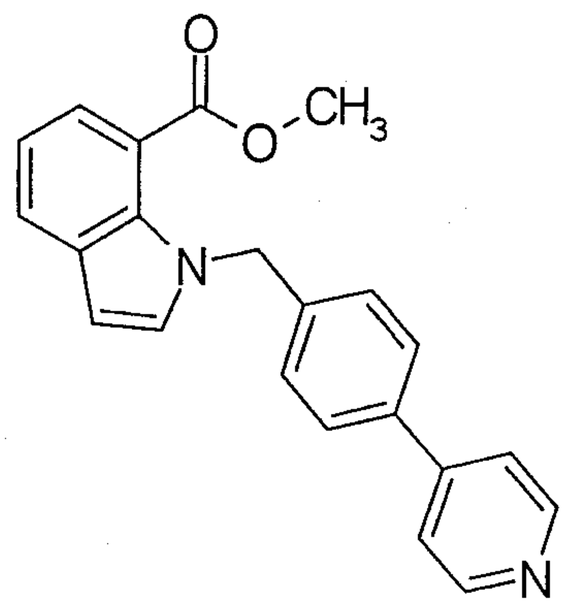
258	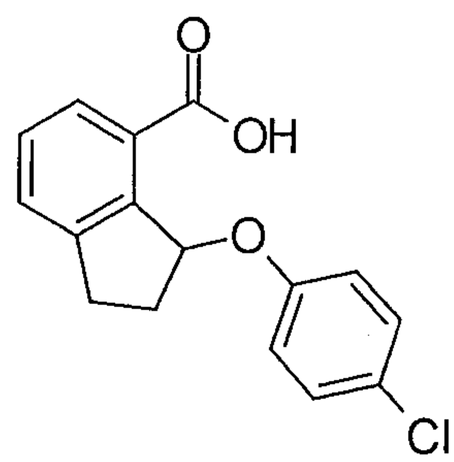
259	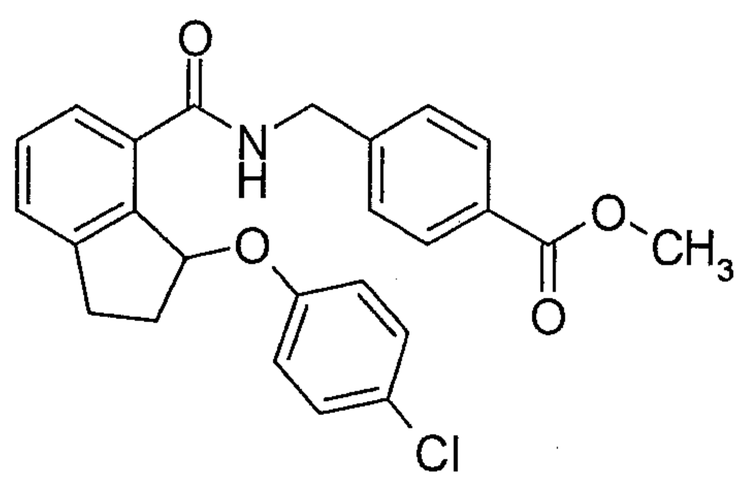
260	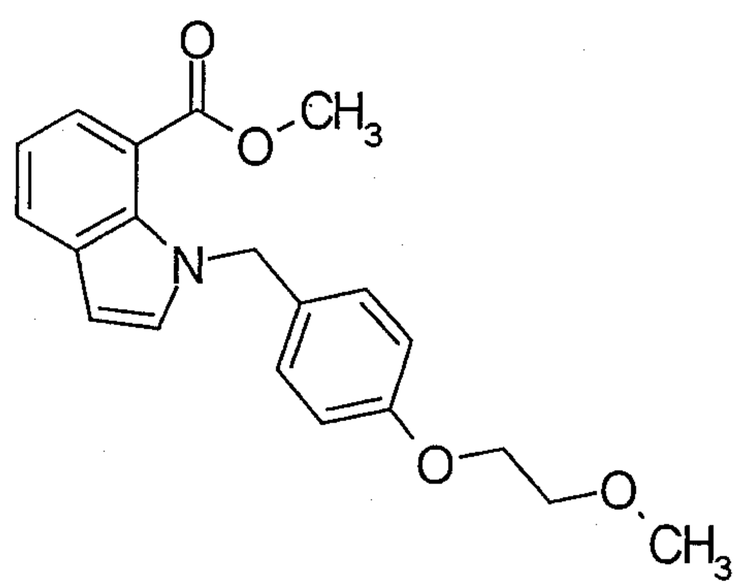

[0255]

[Table 62]

Pr	Structure
261	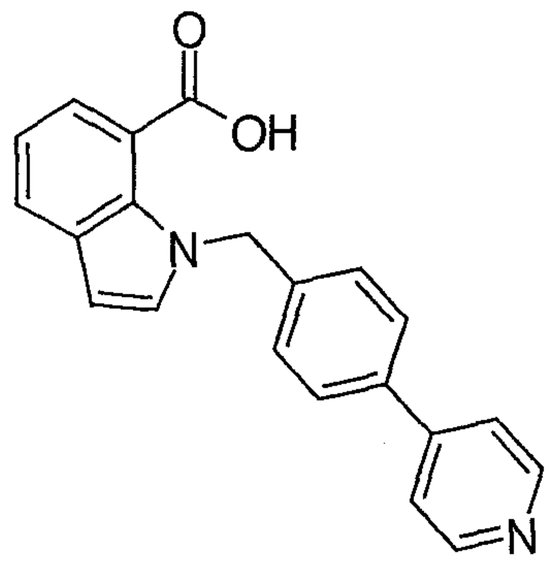
262	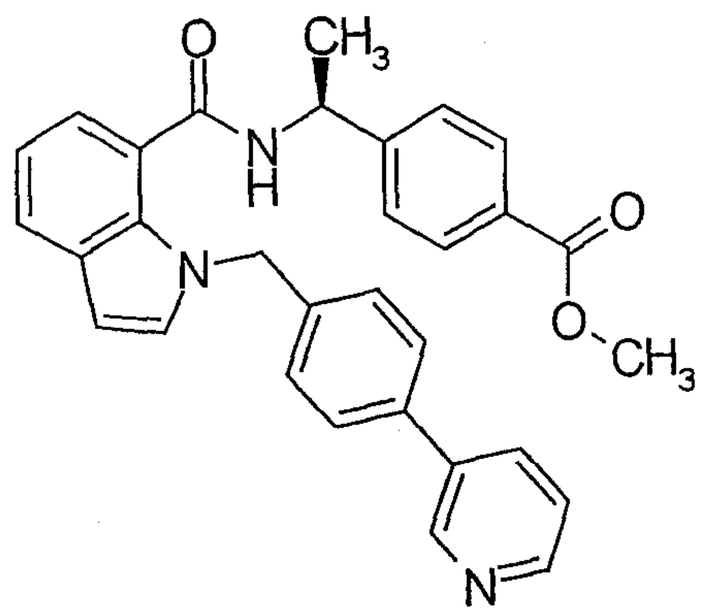
263	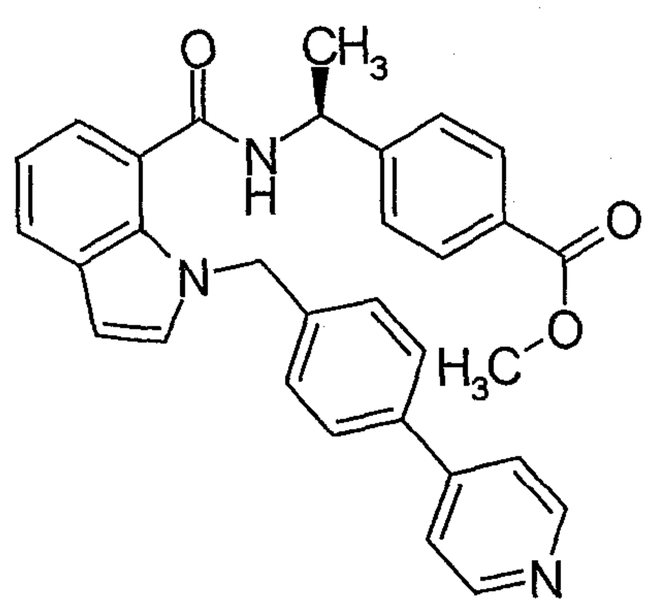

[0256]

[Table 63]

Pr	Structure
264	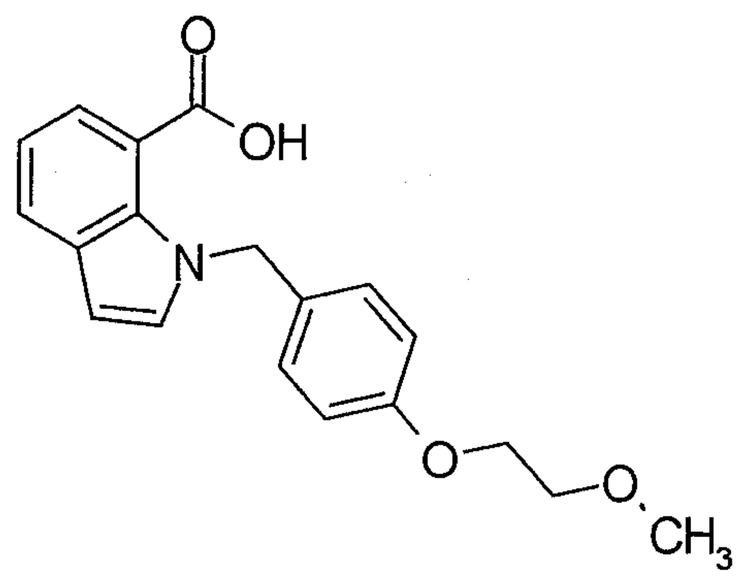
266	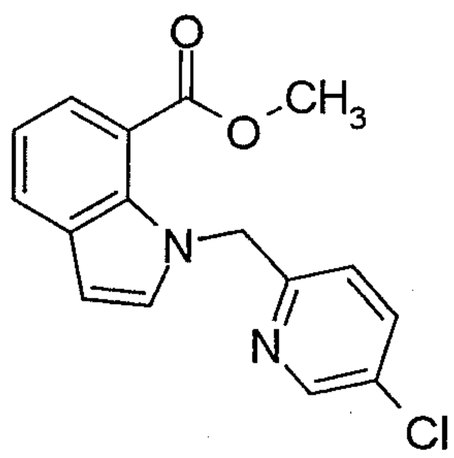
267	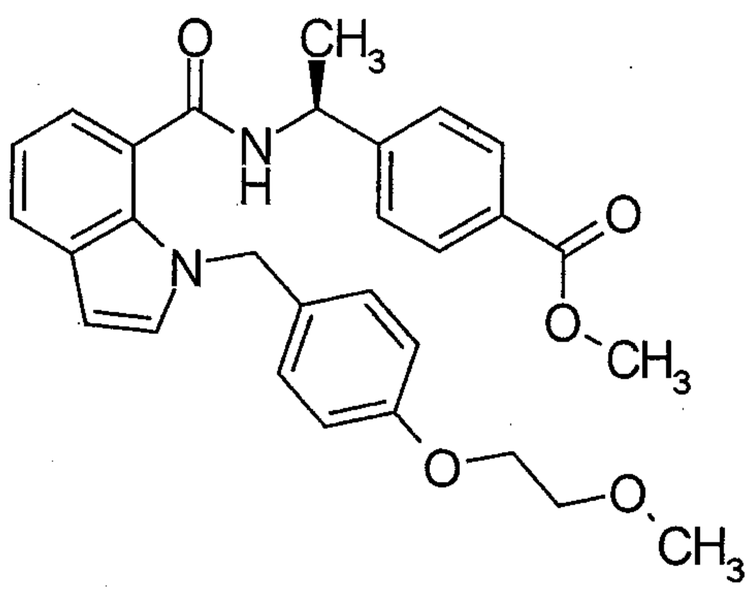
268	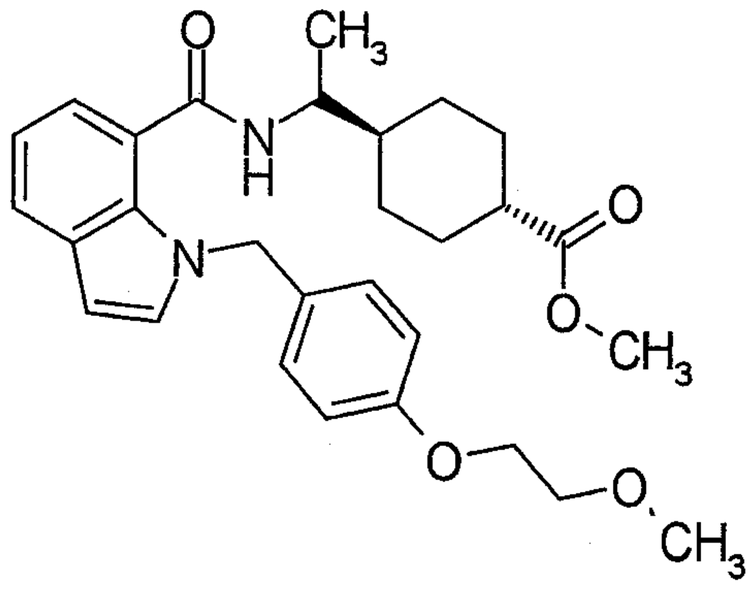

[0257]

[Table 64]

Pr	Structure
269	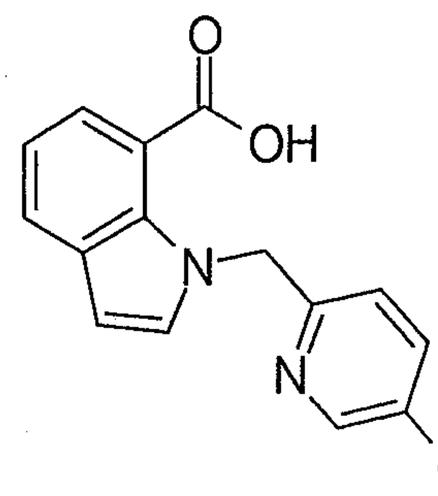
270	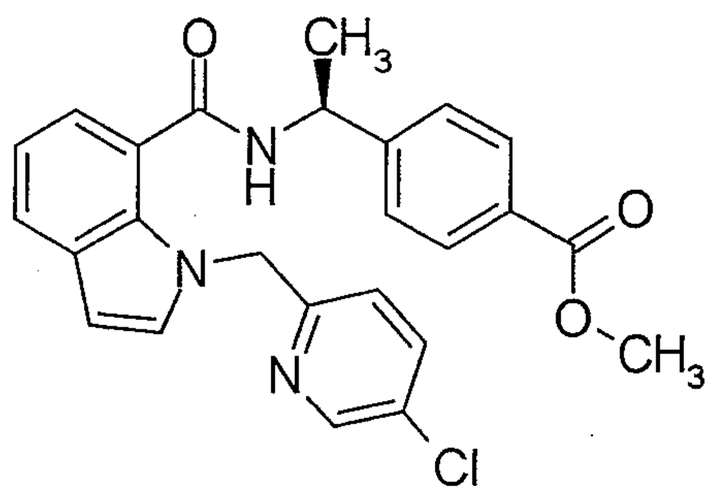
271	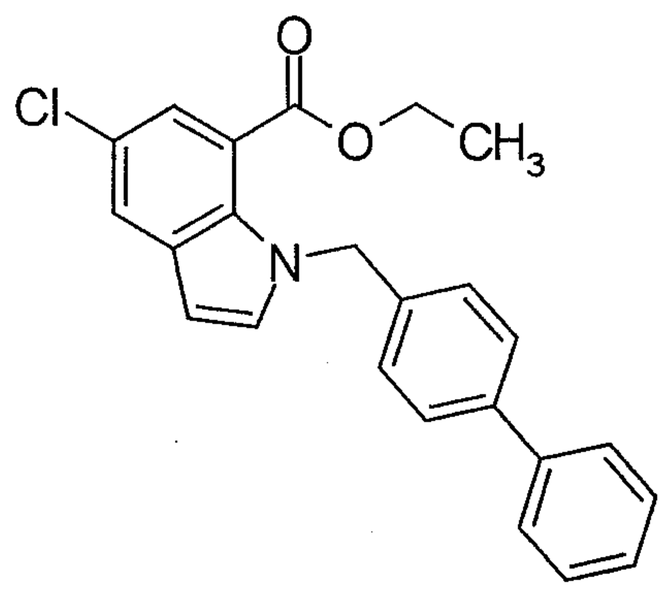
272	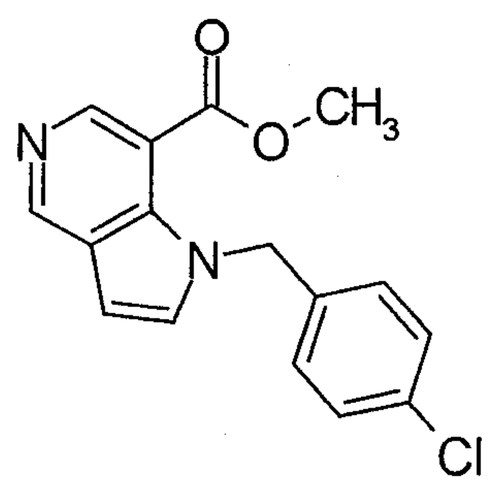

[0258]

[Table 65]

Pr	Structure
273	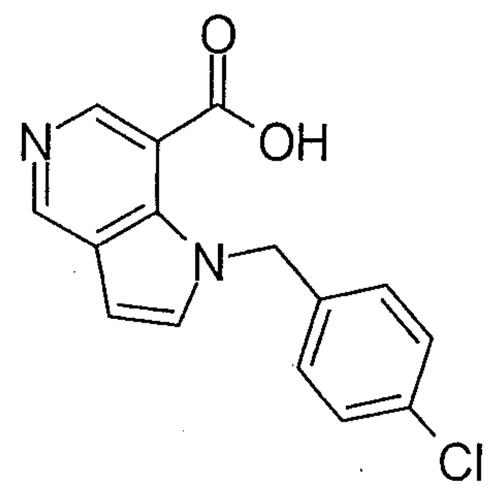
274	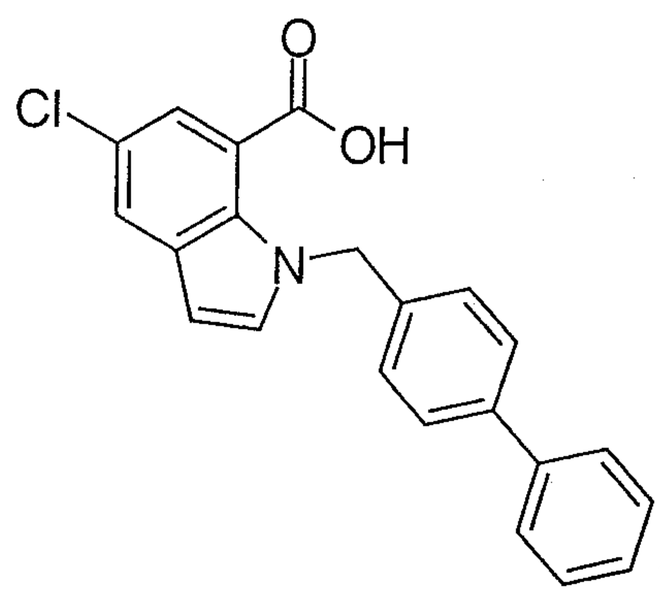
275	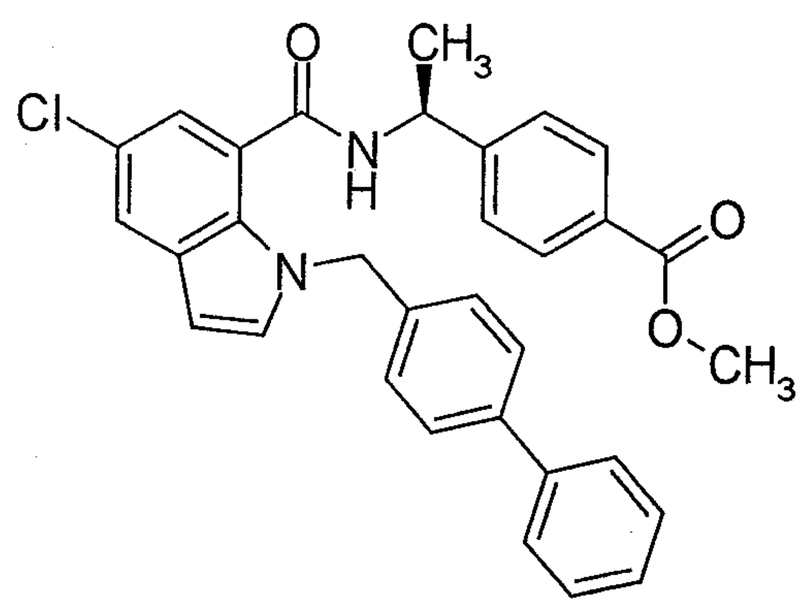
276	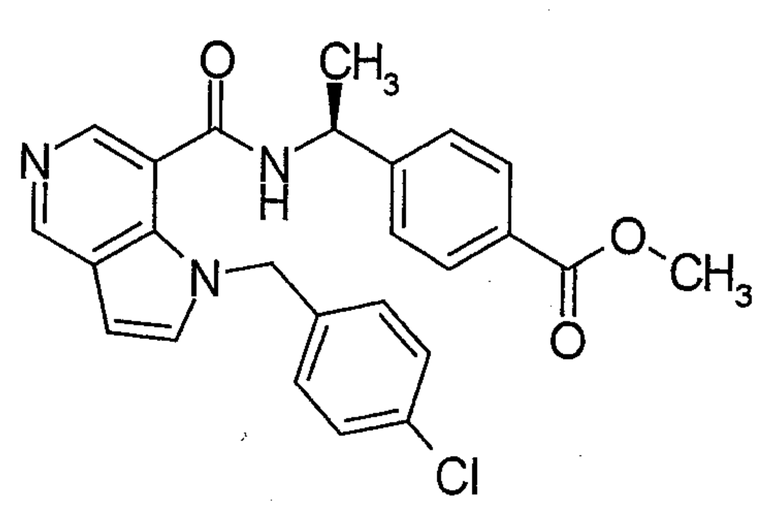

[0259]

[Table 66]

Pr	Structure
277	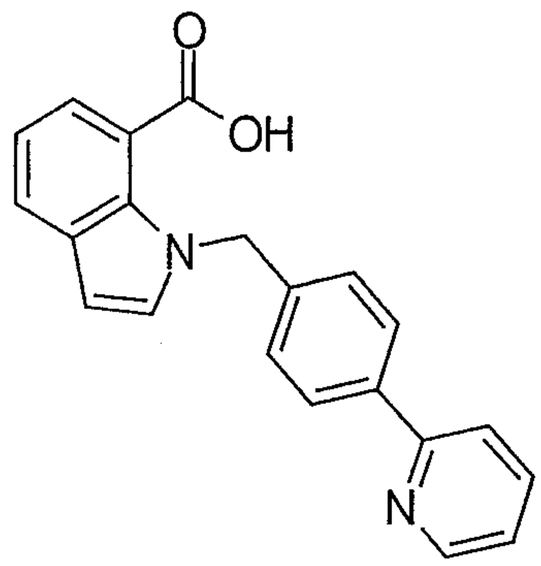
278	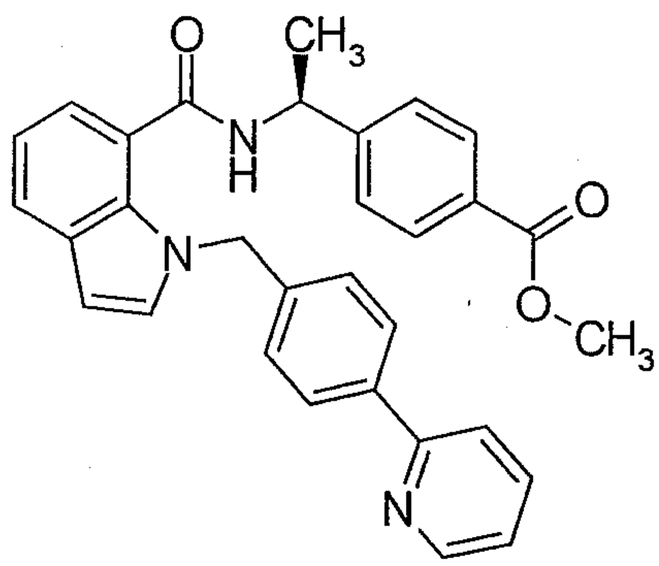
279	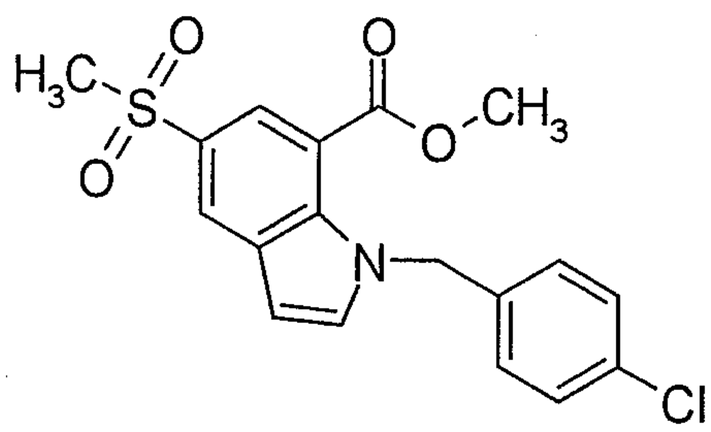
280	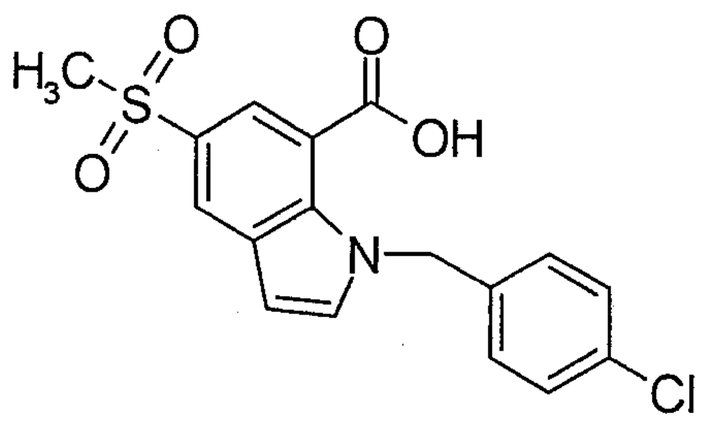

[0260]

[Table 67]

Pr	Structure
281	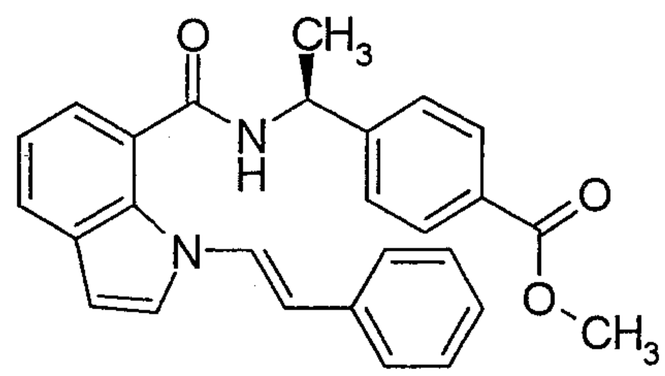
282	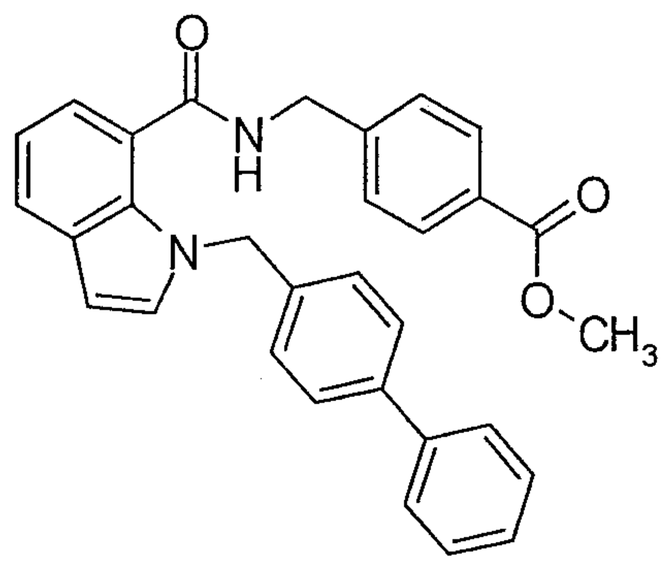
283	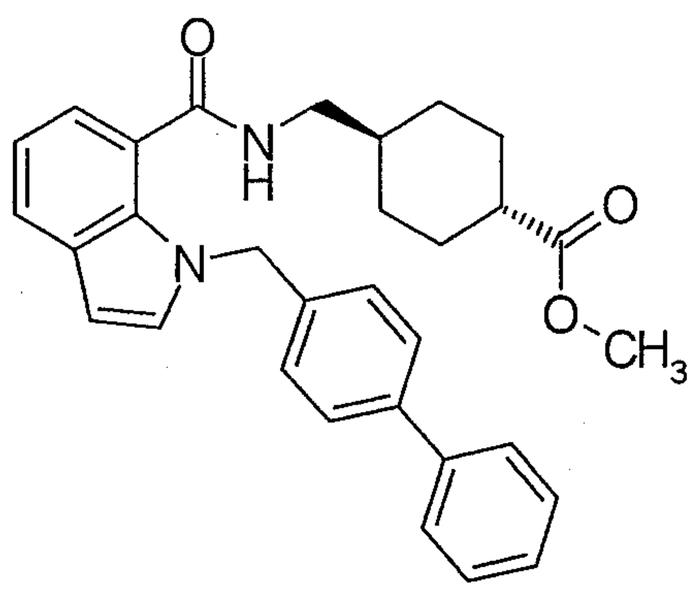
284	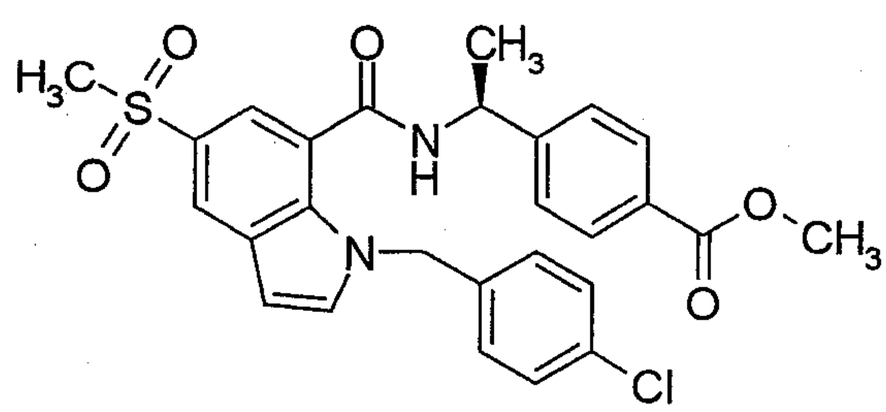

[0261]

[Table 68]

Pr	Structure
285	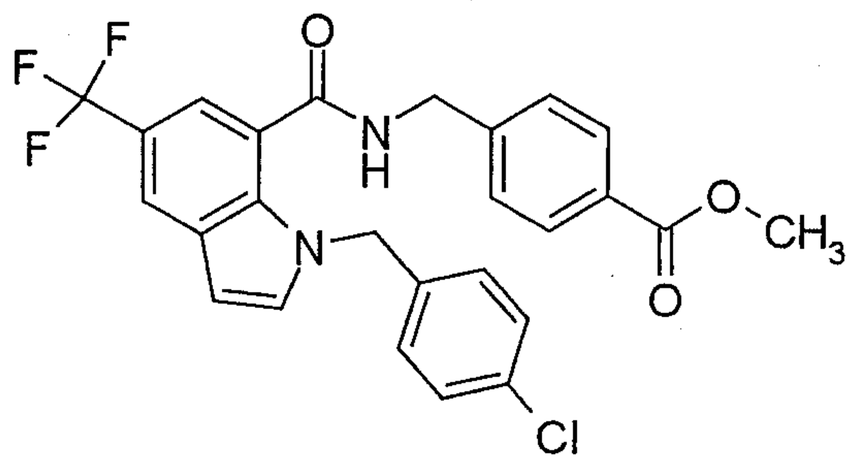
286	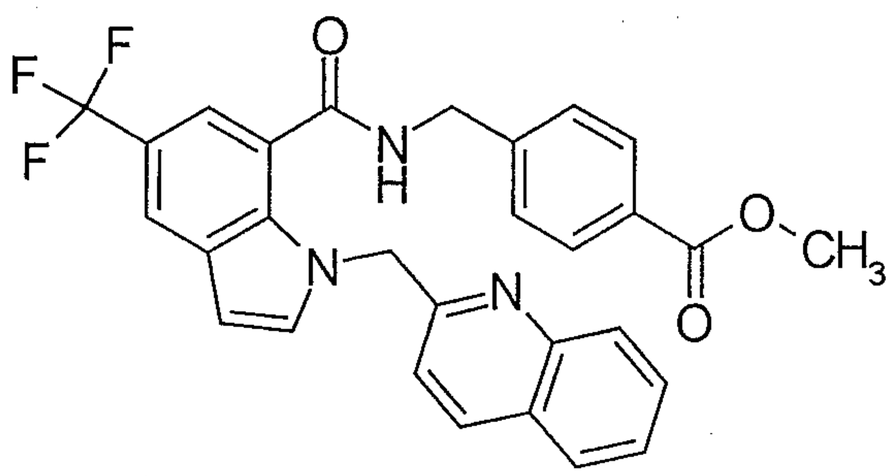
287	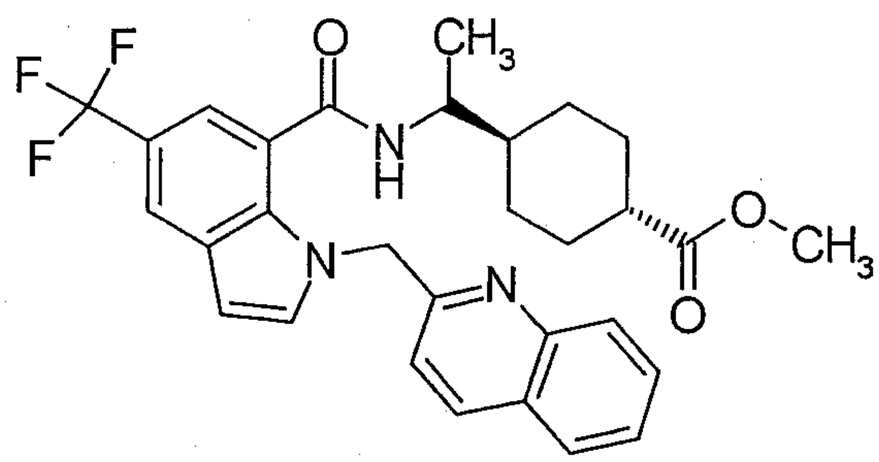
288	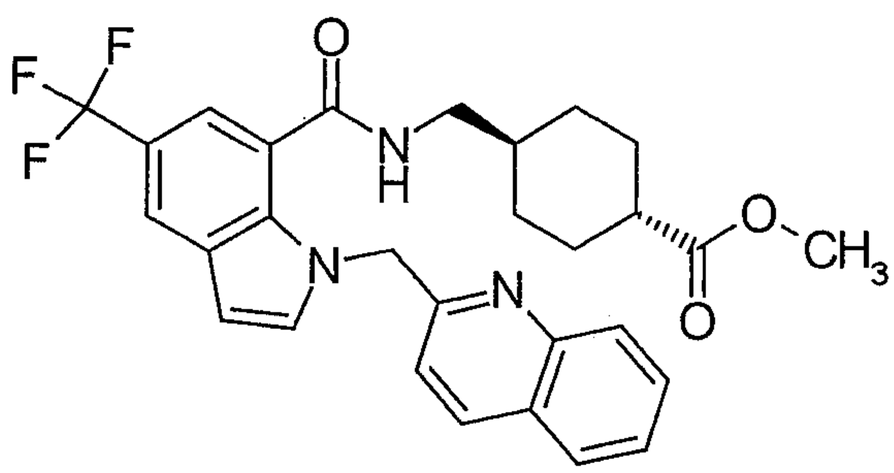

[0262]

[Table 69]

Pr	Structure
289	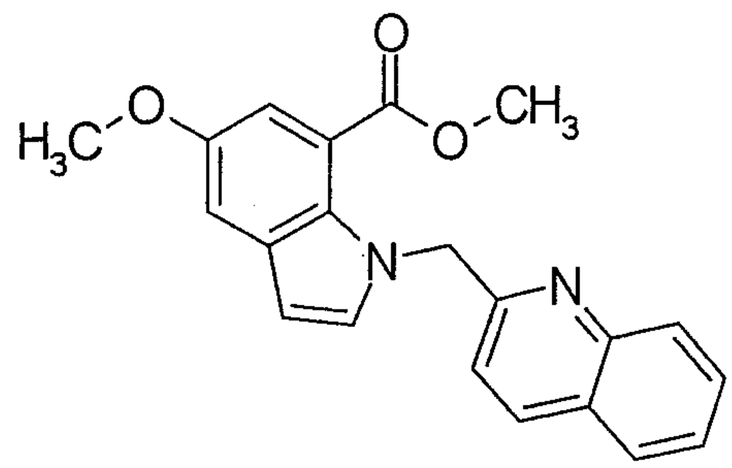
290	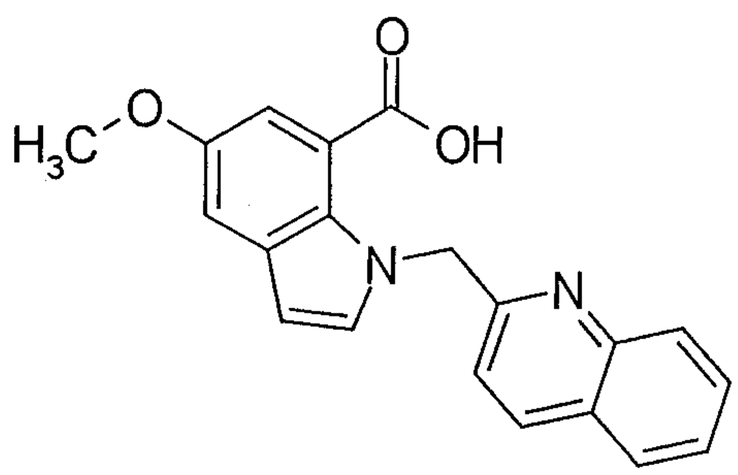
291	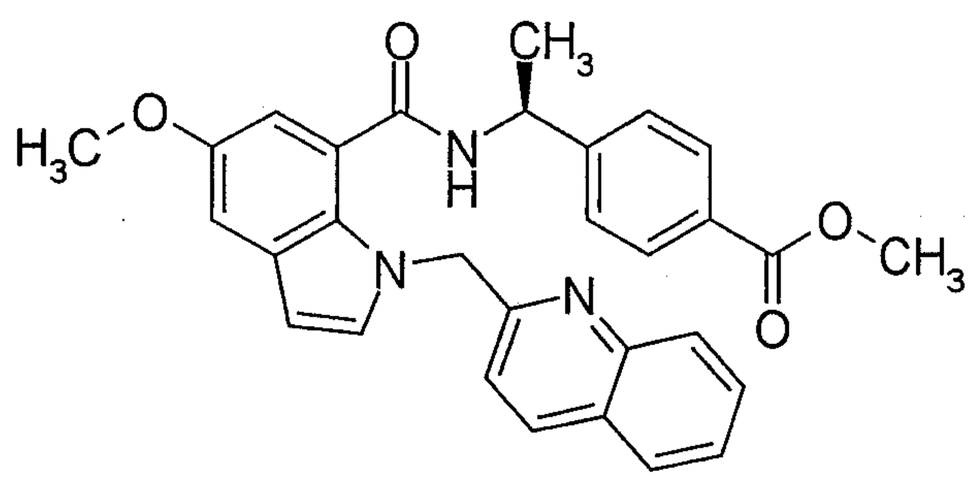
292	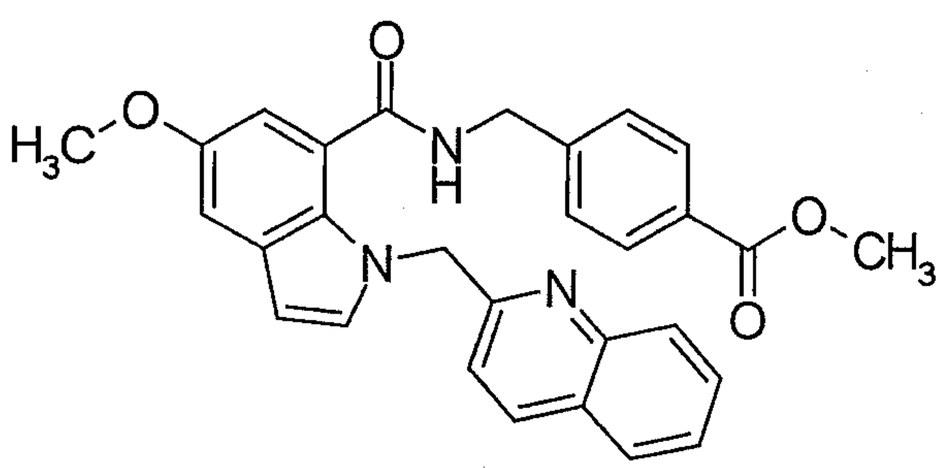

[0263]

[Table 70]

Pr	Structure
293	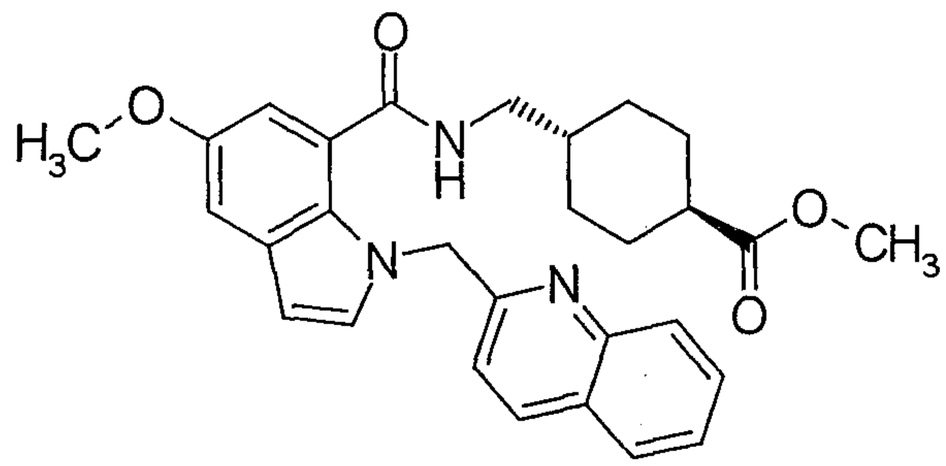
294	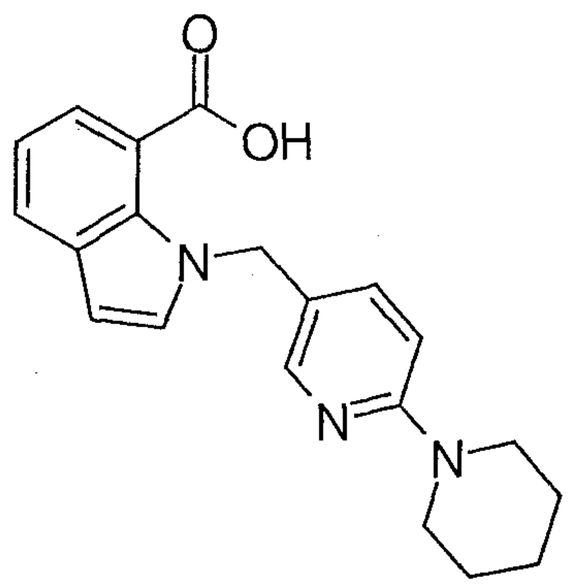
295	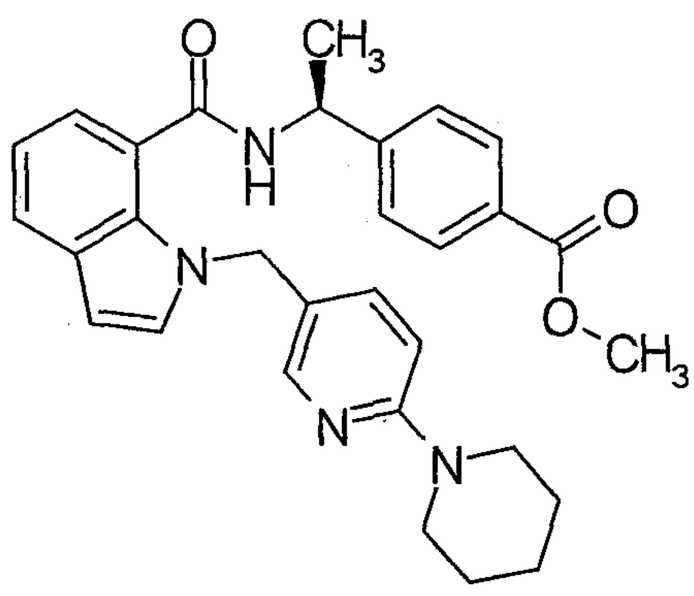

[0264]

[Table 71]

Pr	Structure
296	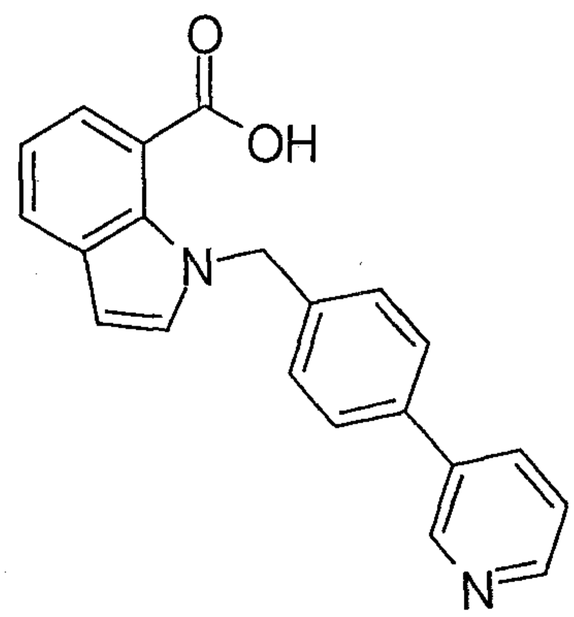
297	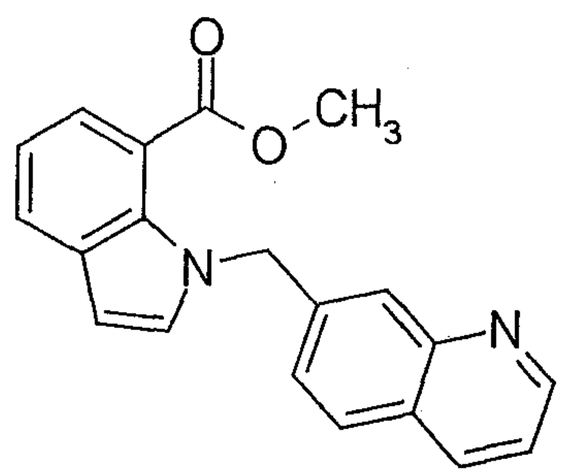
298	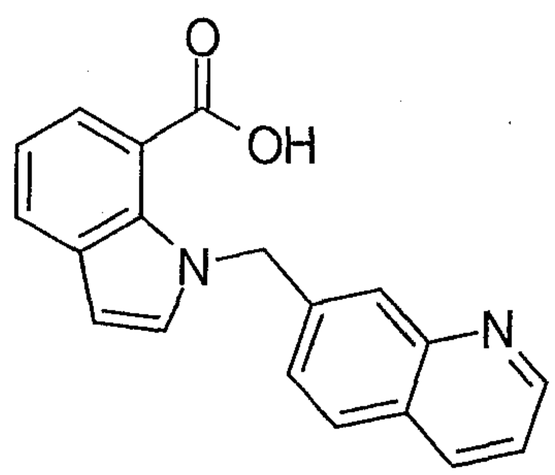
299	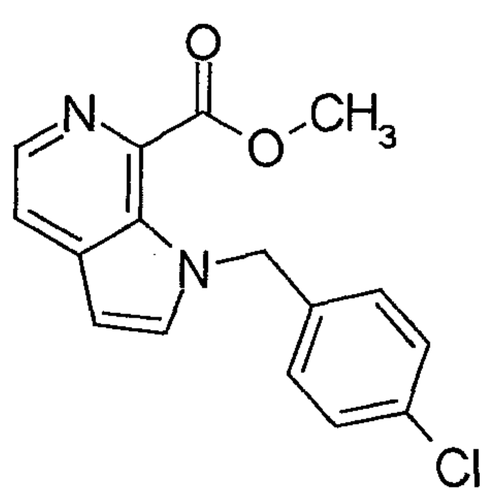

[0265]

[Table 72]

Pr	Structure
300	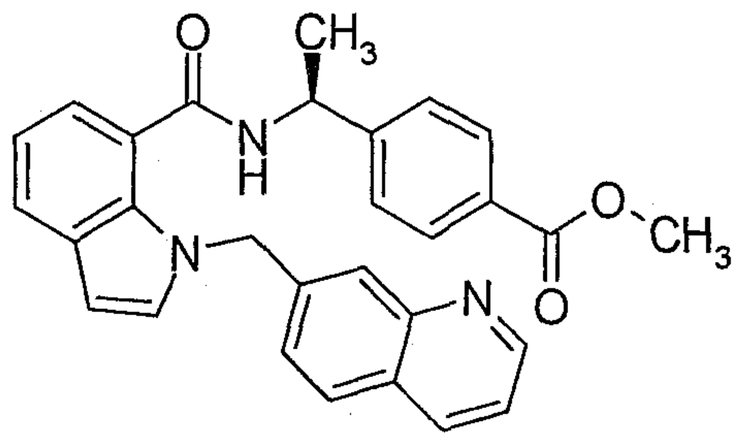
301	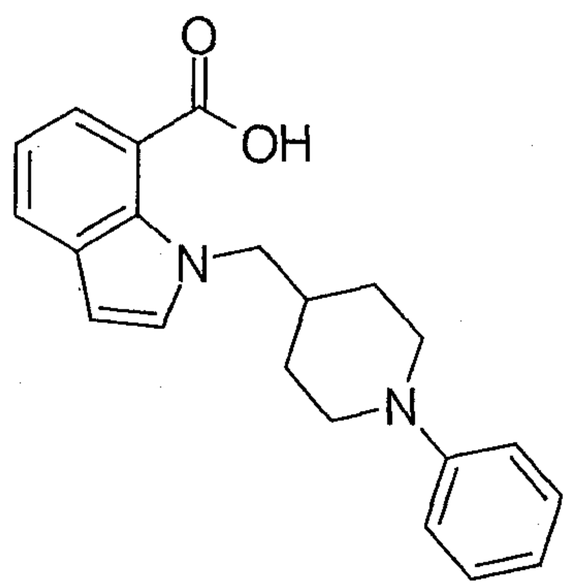
302	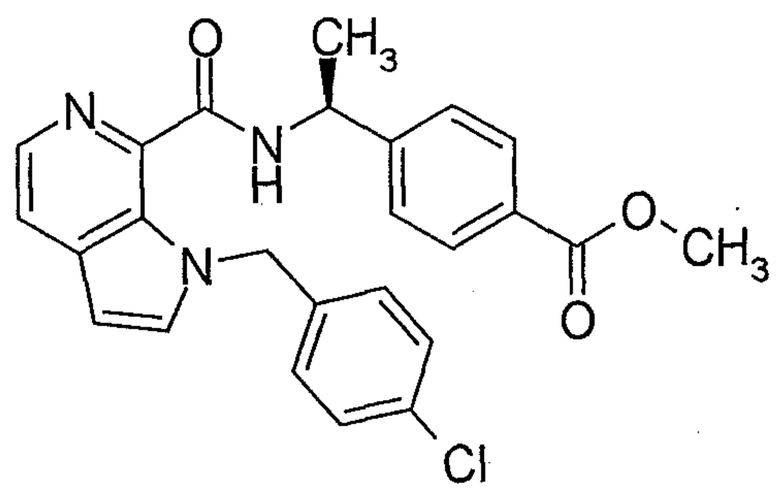
303	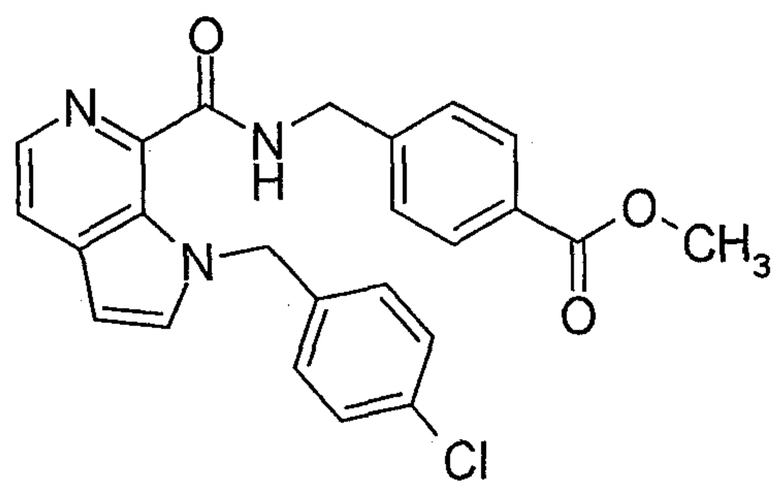

[0266]

[Table 73]

Pr	Structure
304	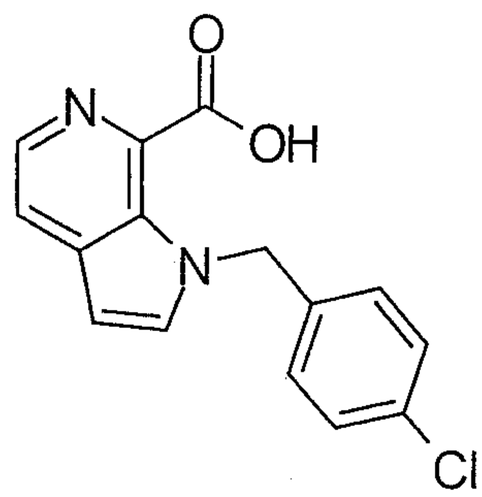
305	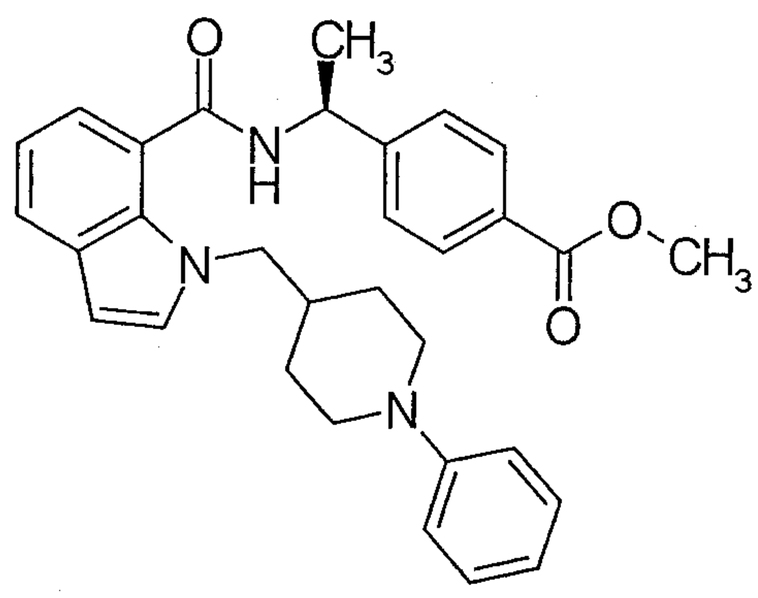
306	
307	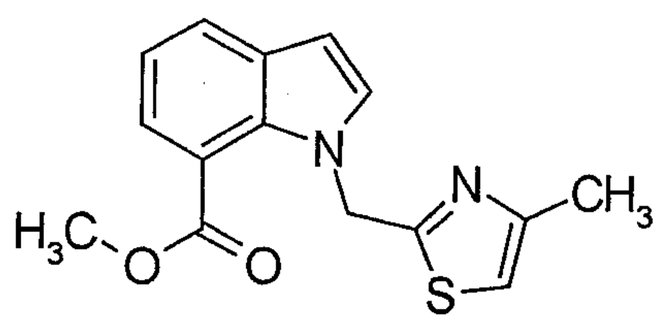

[0267]

[Table 74]

Pr	Structure
308	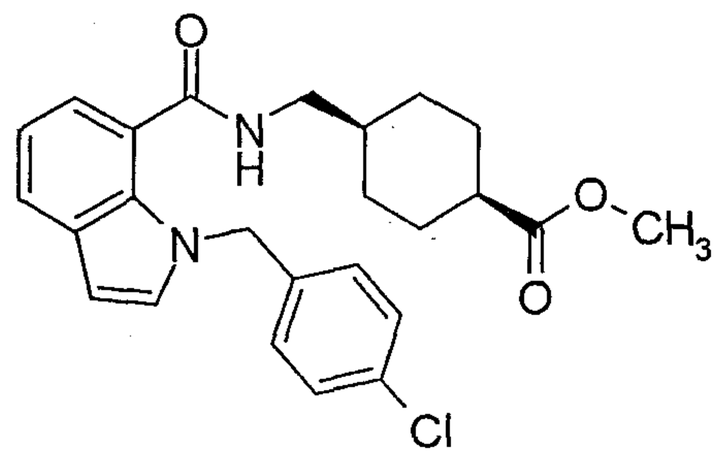
309	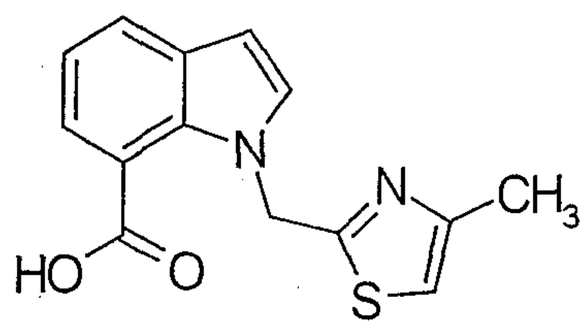
310	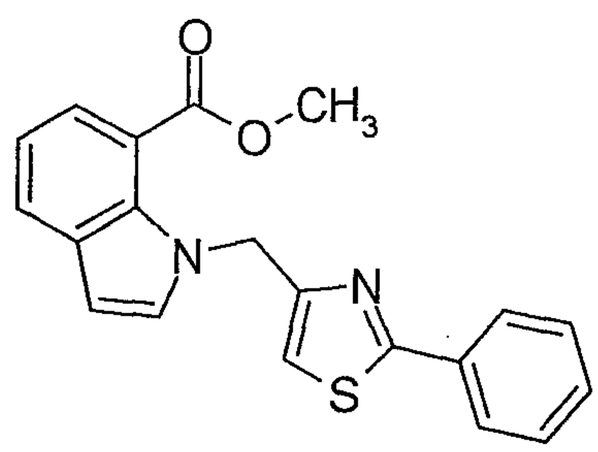
311	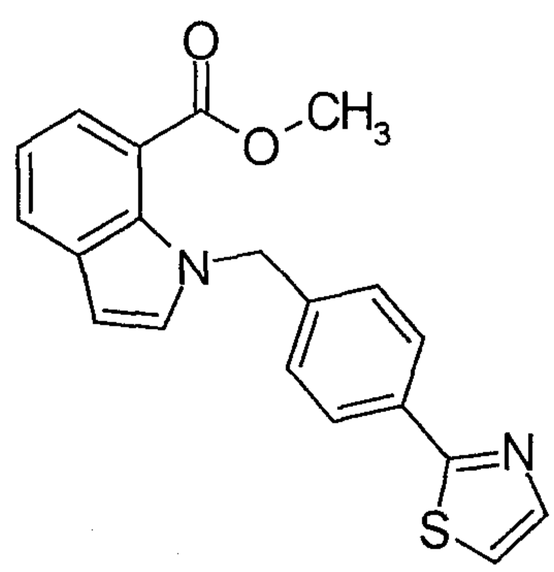
312	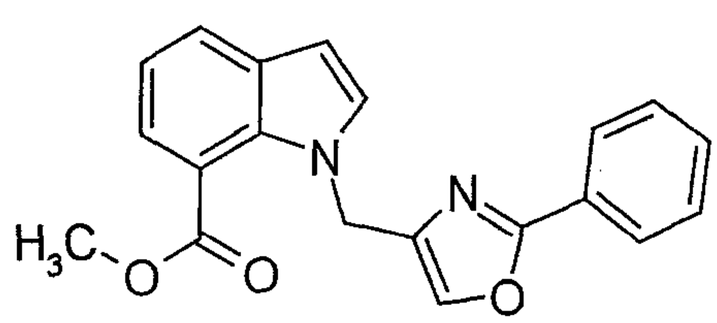

[0268]

[Table 75]

Pr	Structure
313	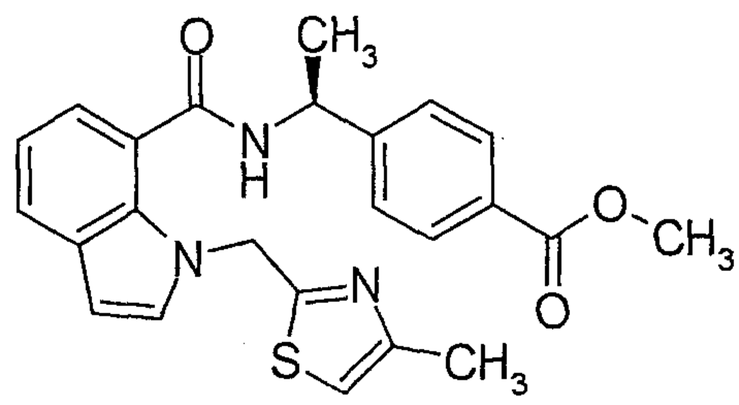
314	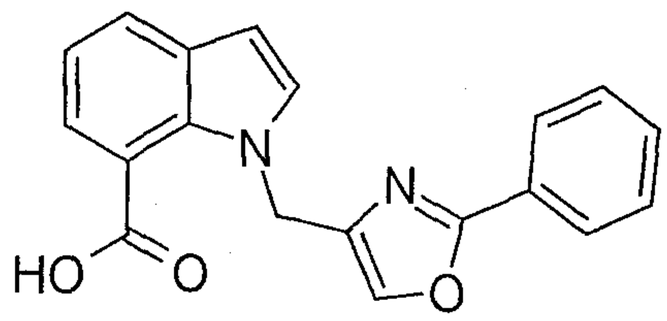
315	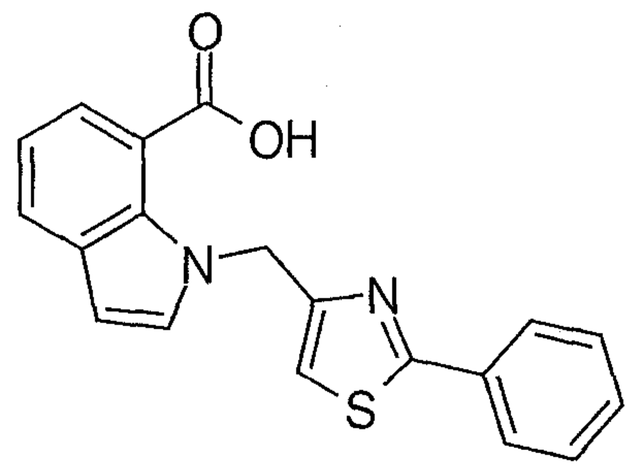
316	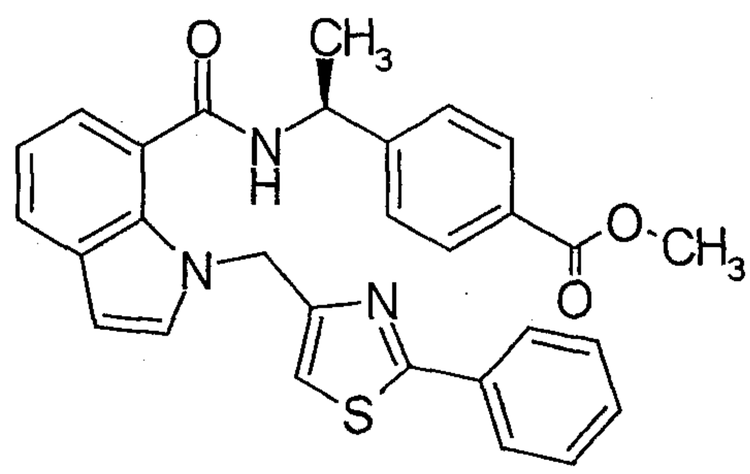
317	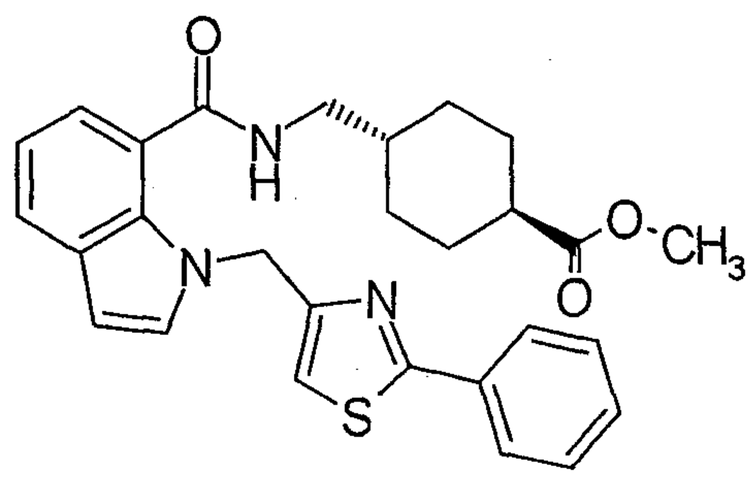

[0269]

[Table 76]

Pr	Structure
318	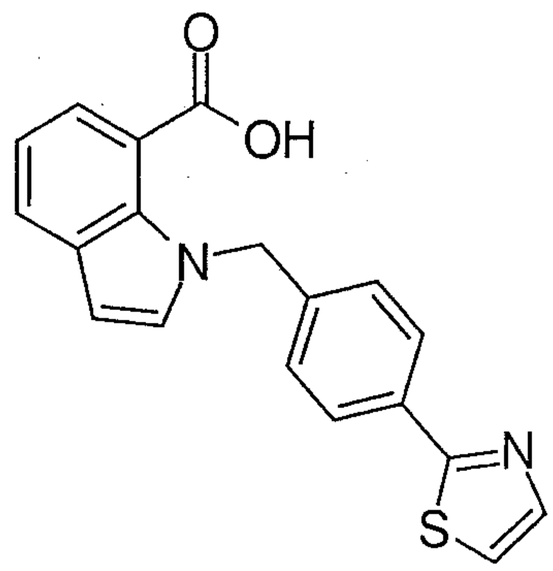
319	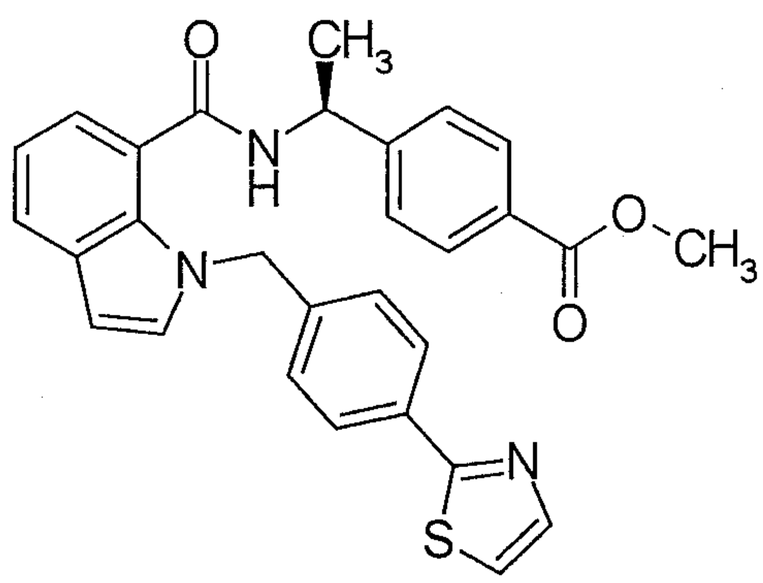
320	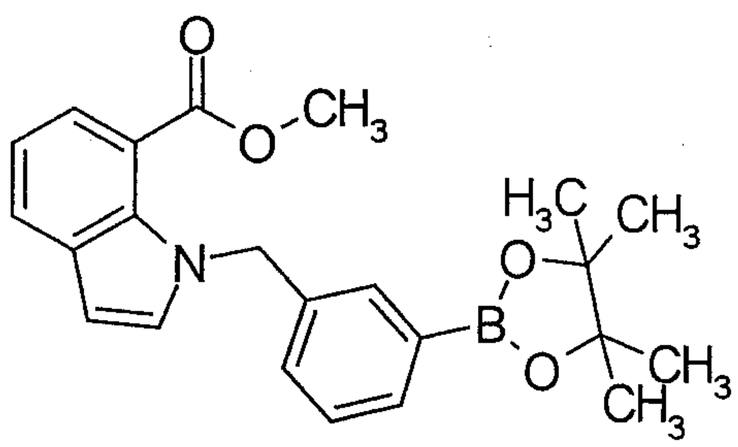
321	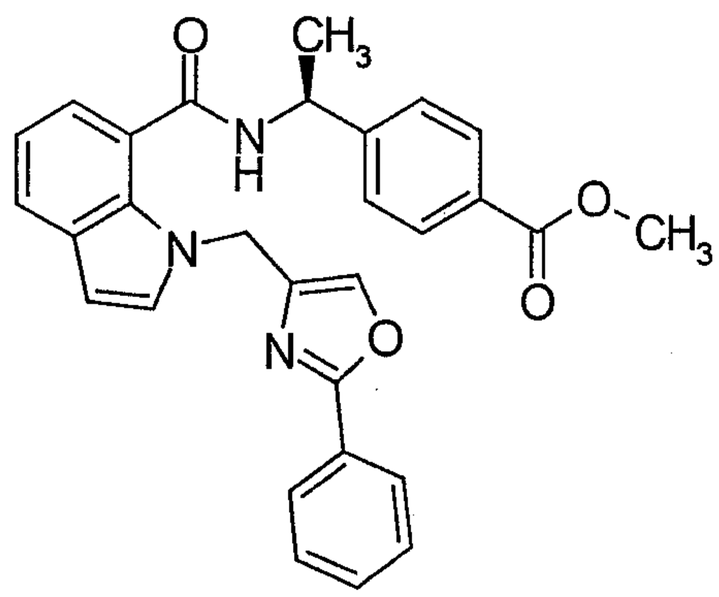

[0270]

[Table 77]

Pr	Structure
322	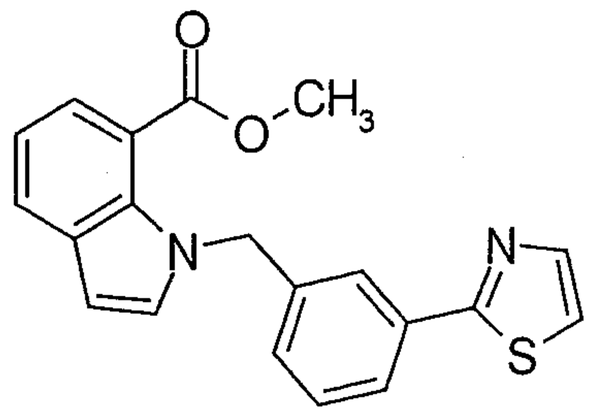
323	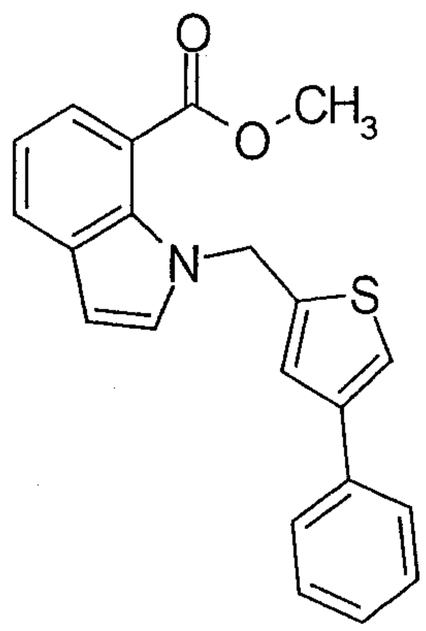
324	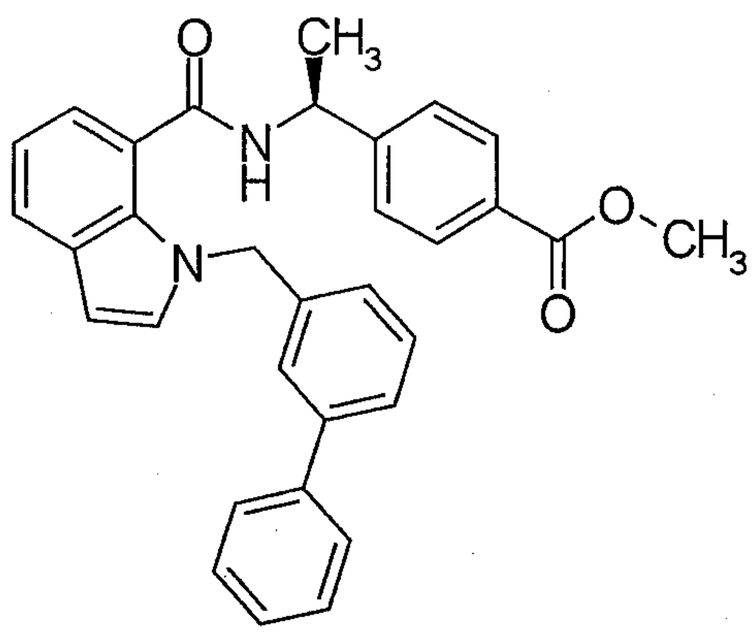

[0271]

[Table 78]

Pr	Structure
325	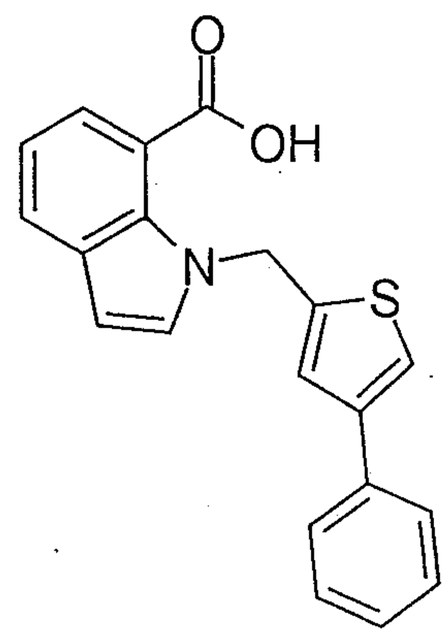
326	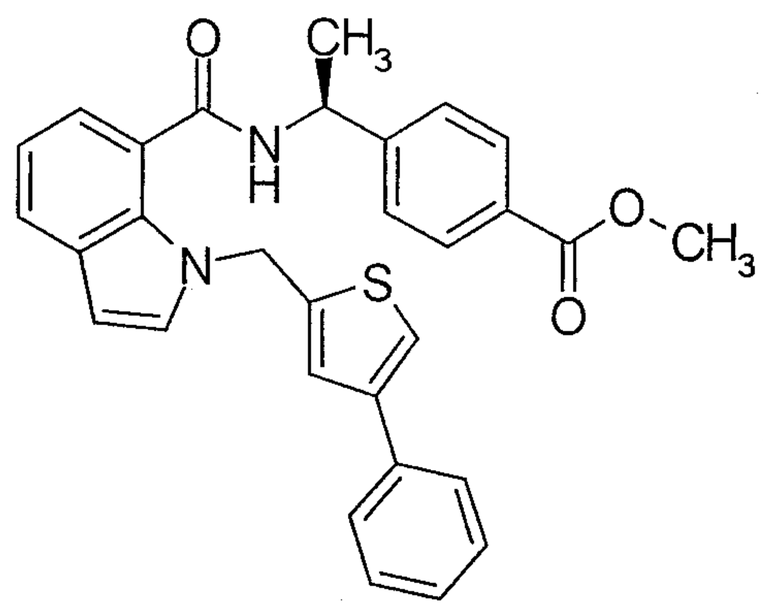
327	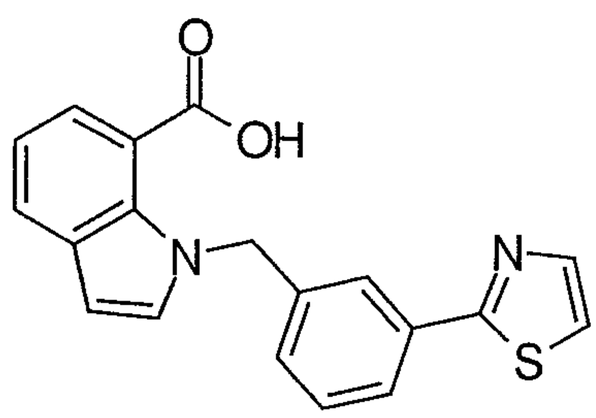

[0272]

[Table 79]

Pr	Structure
328	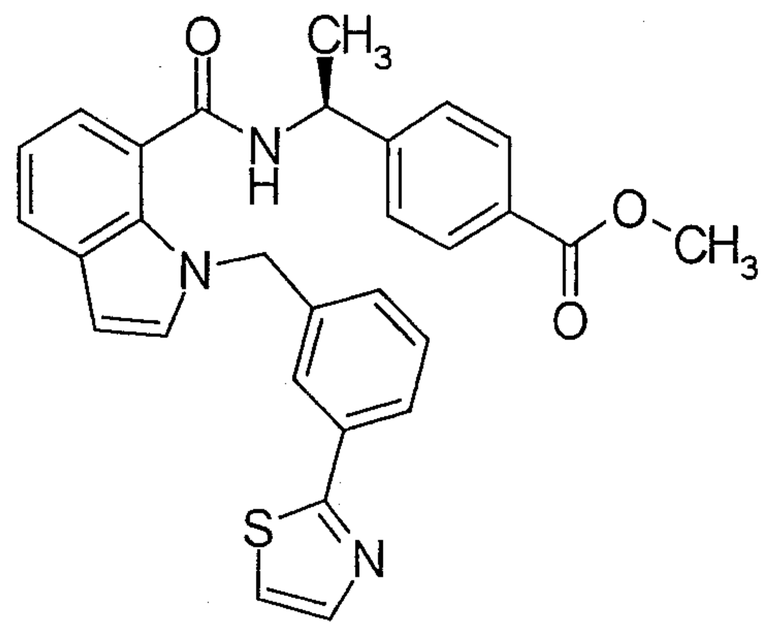
329	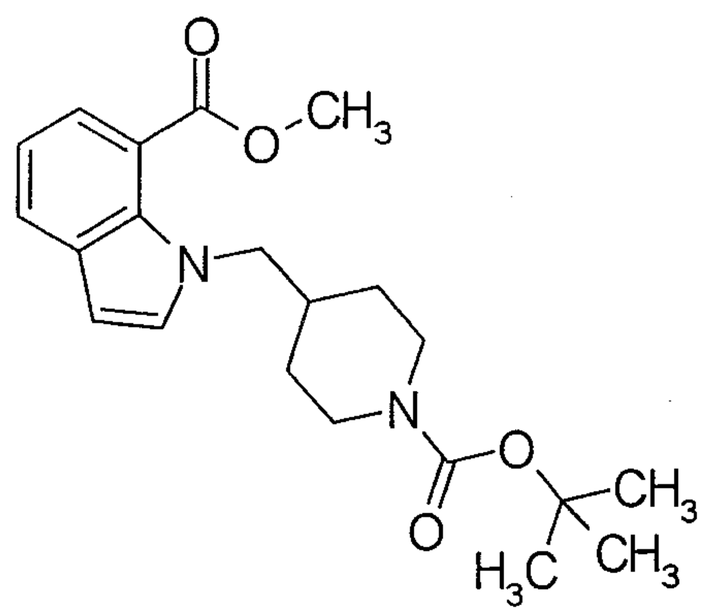
330	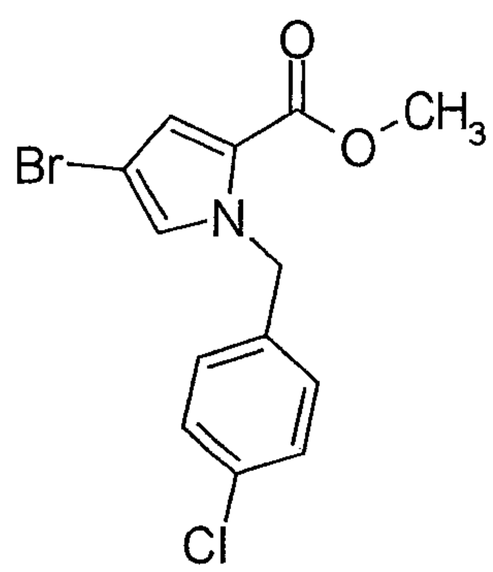

[0273]

[Table 80]

Pr	Structure
331	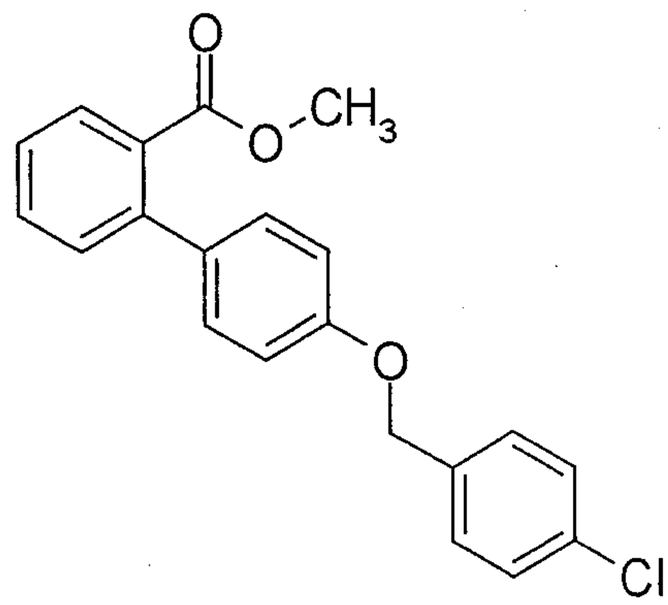
332	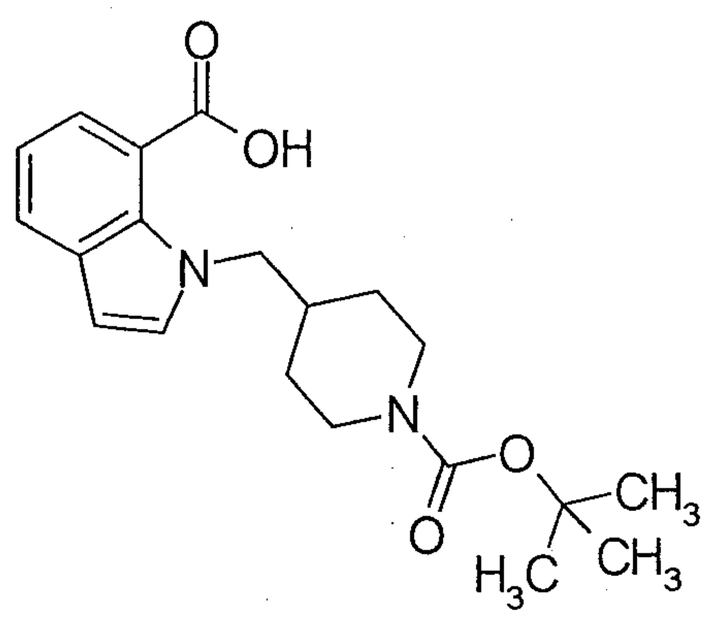
333	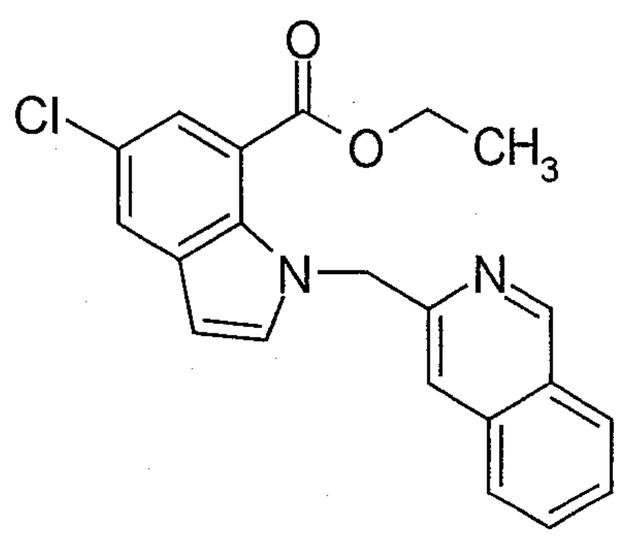

[0274]

[Table 81]

Pr	Structure
334	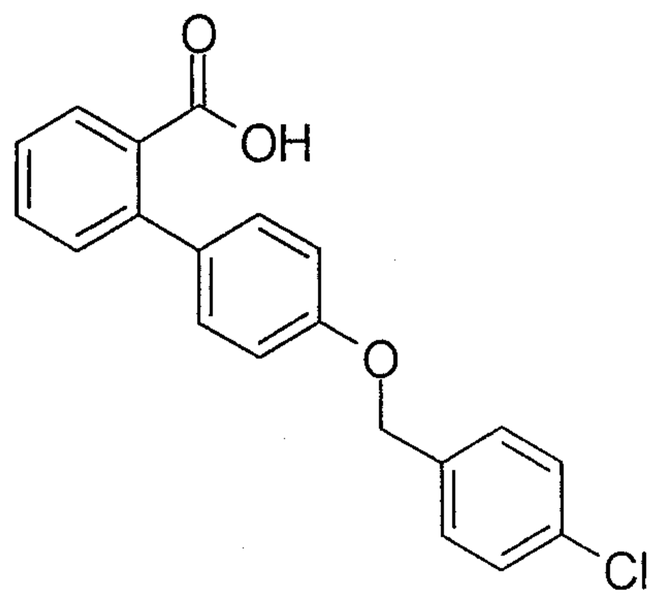
335	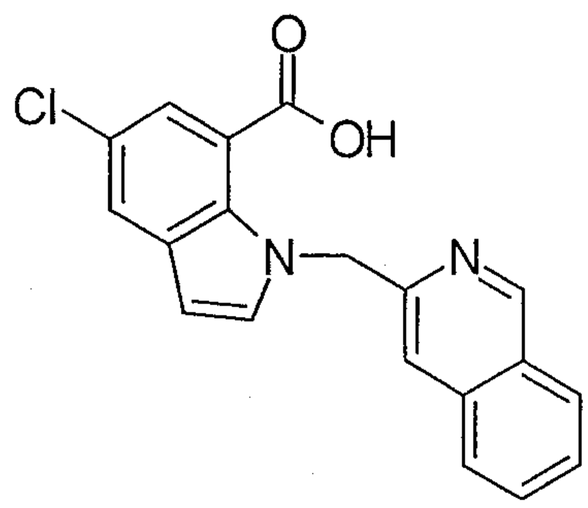
336	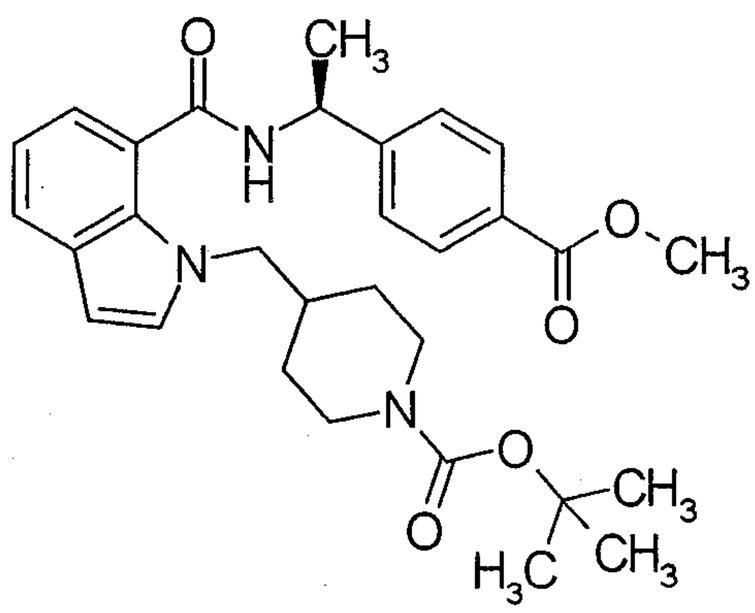

[0275]

[Table 82]

Pr	Structure
337	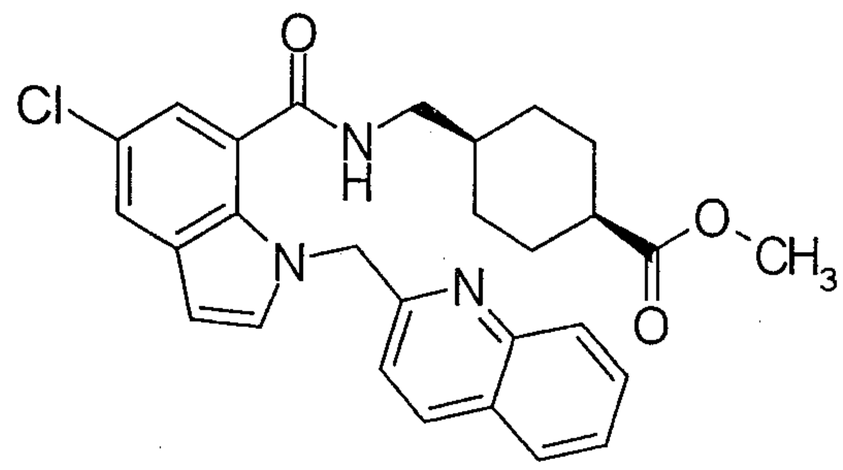
338	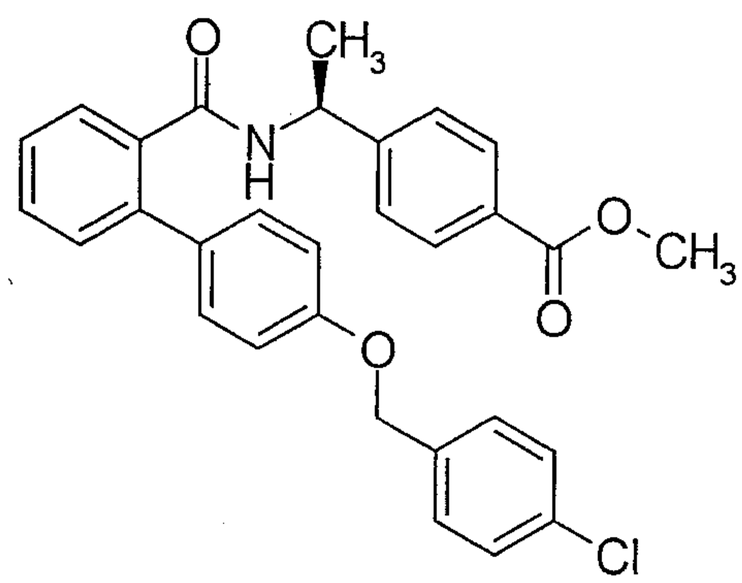
339	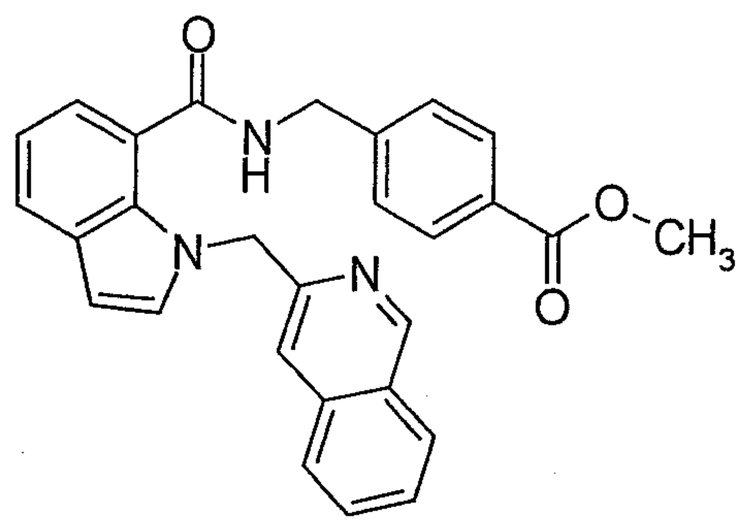
340	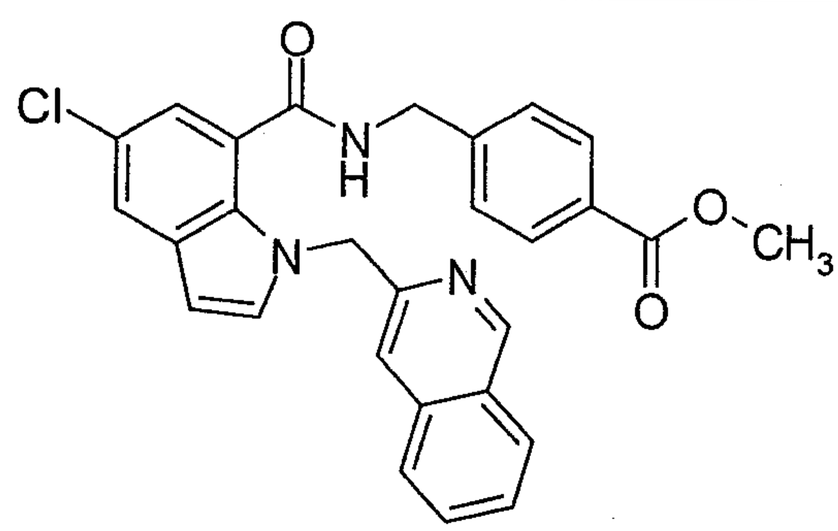

[0276]

[Table 83]

Pr	Structure
341	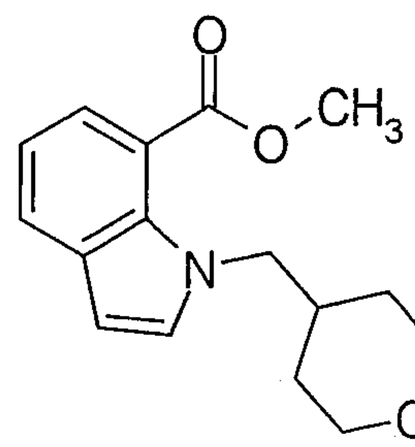
342	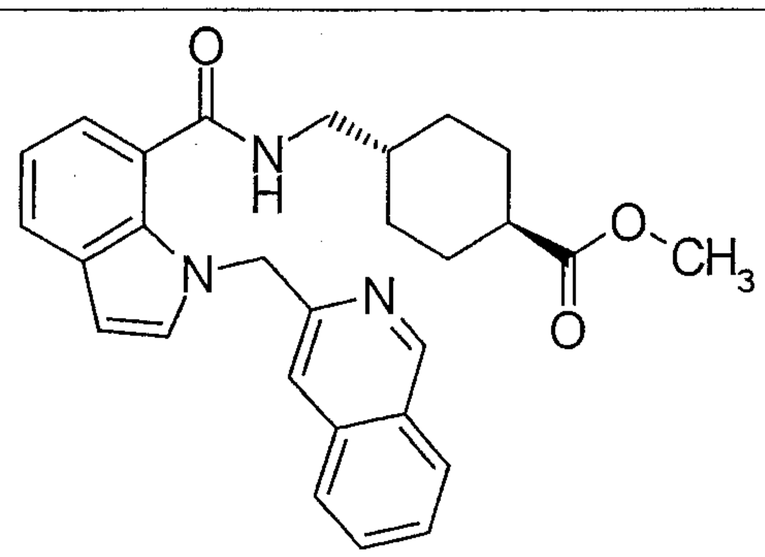
343	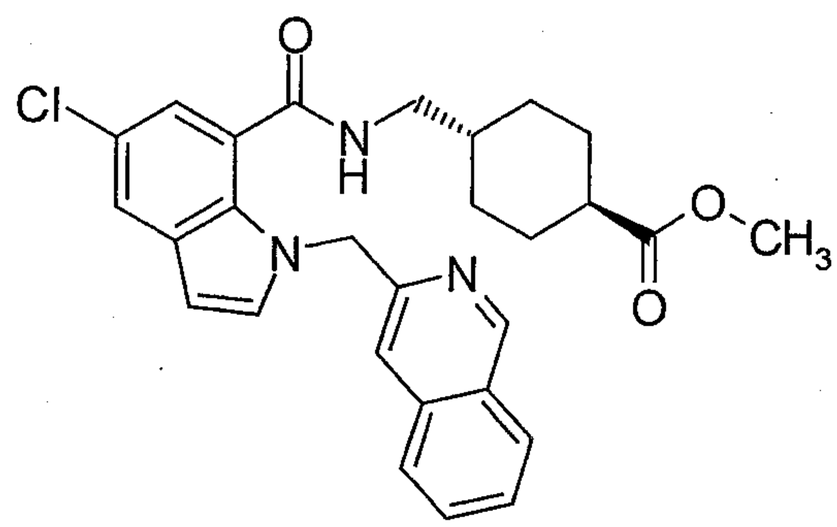
344	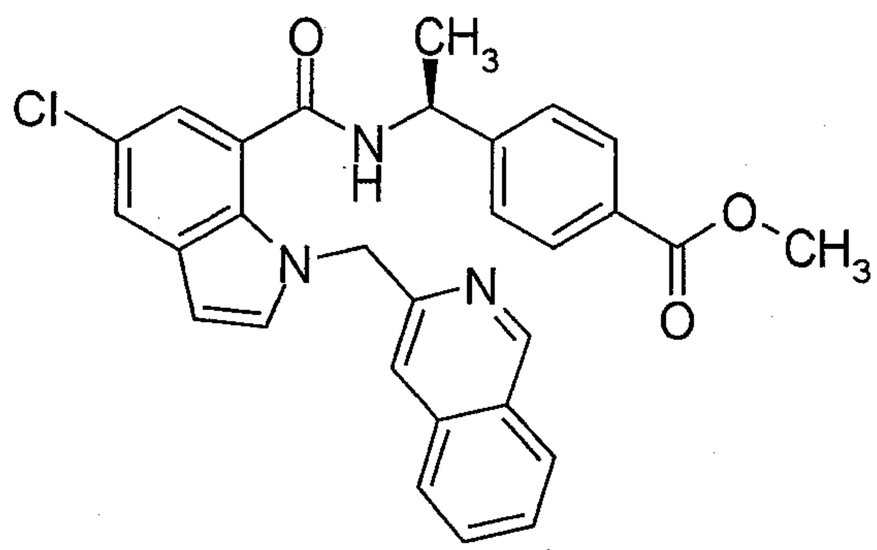

[0277]

[Table 84]

Pr	Structure
345	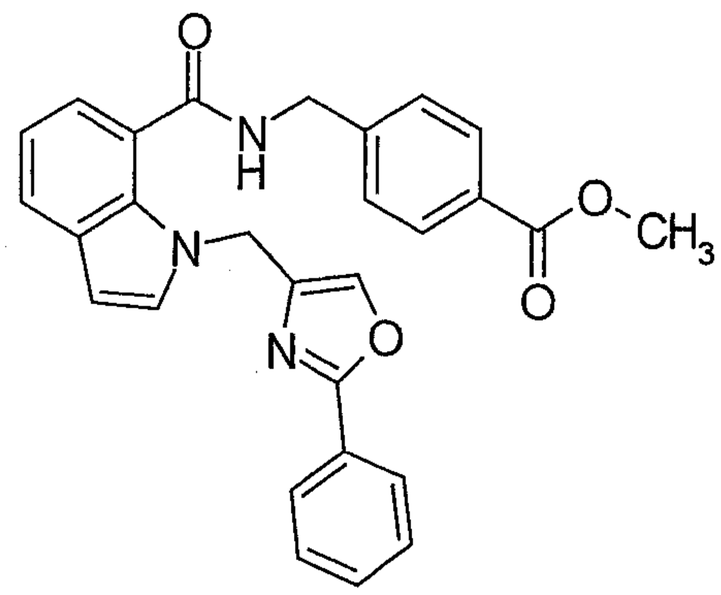
346	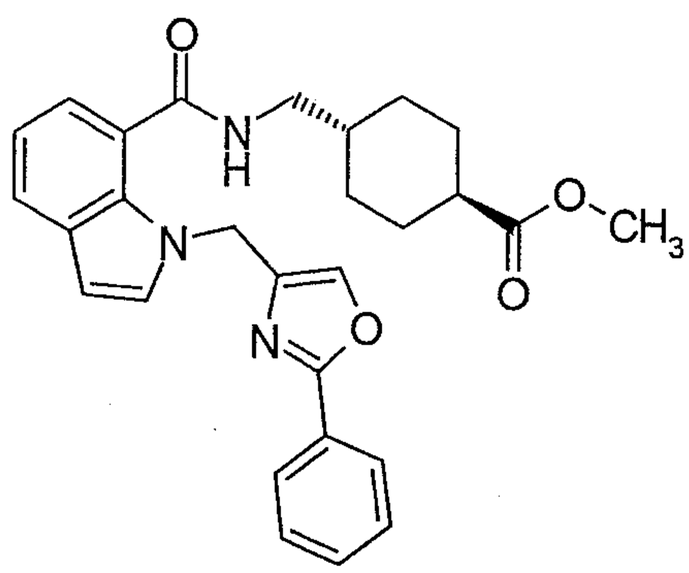
347	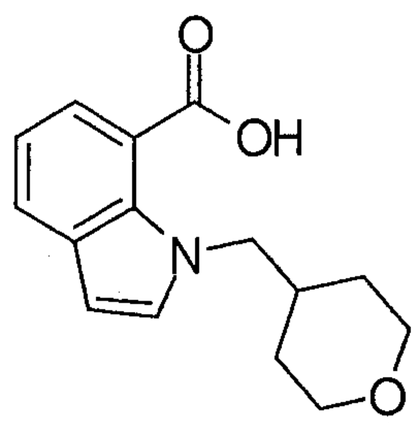
348	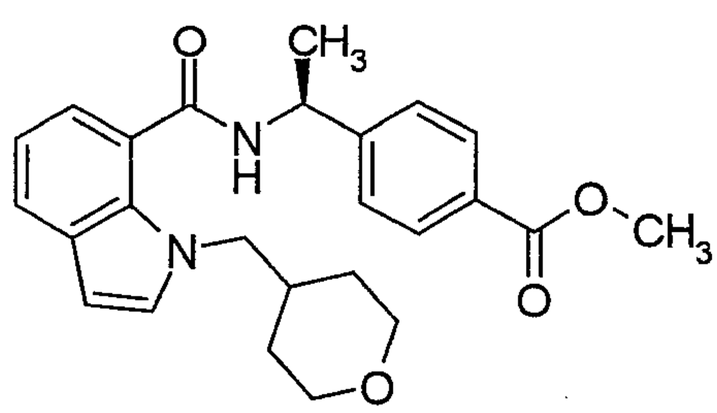

[0278]

[Table 85]

Pr	Structure
349	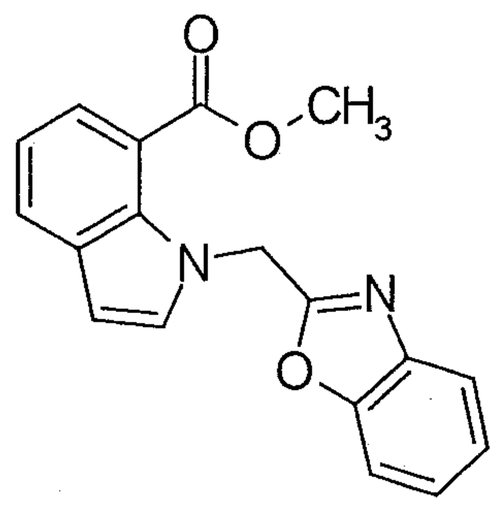
350	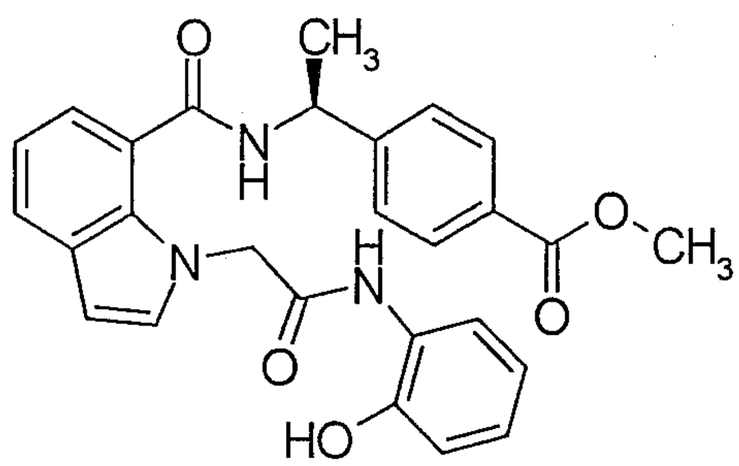
351	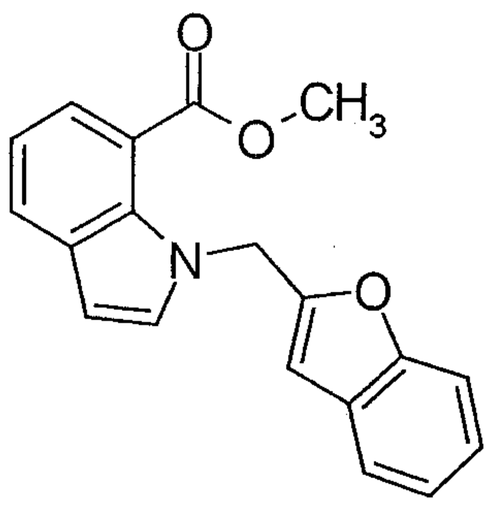
352	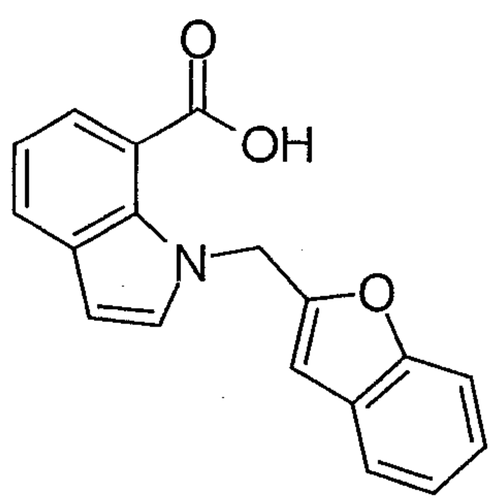

[0279]

[Table 86]

Pr	Structure
353	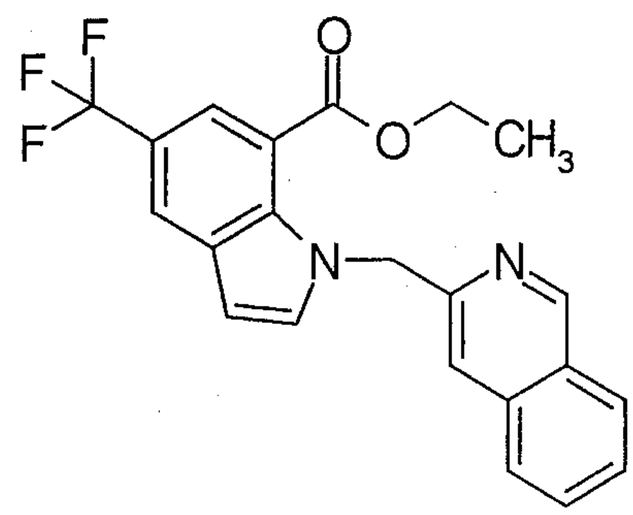
354	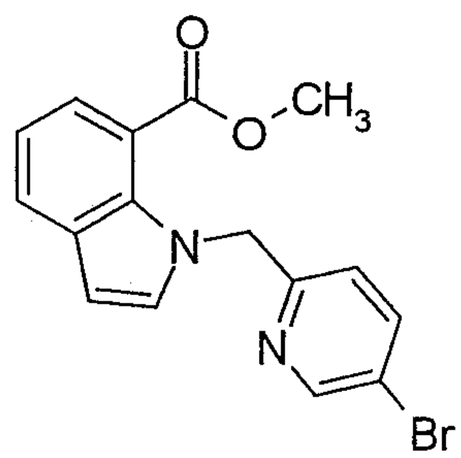
355	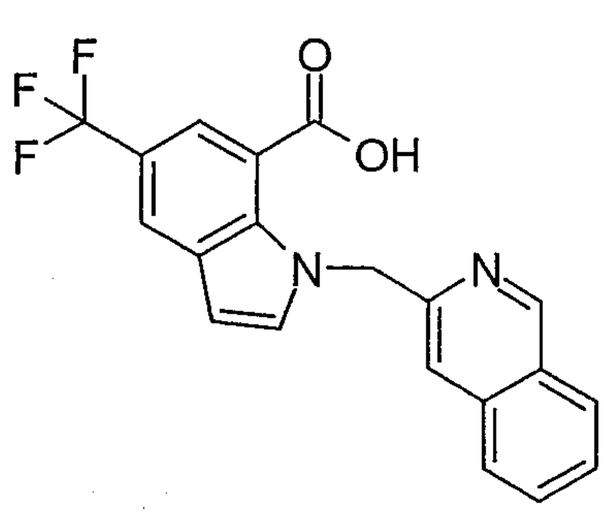
356	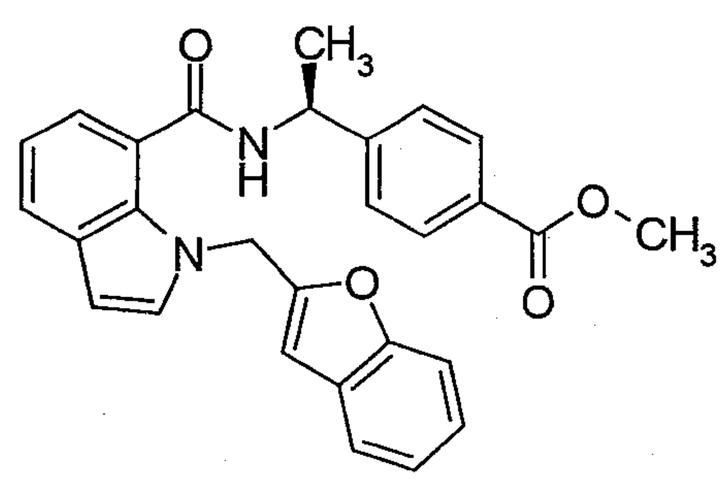

[0280]

[Table 87]

Pr	Structure
357	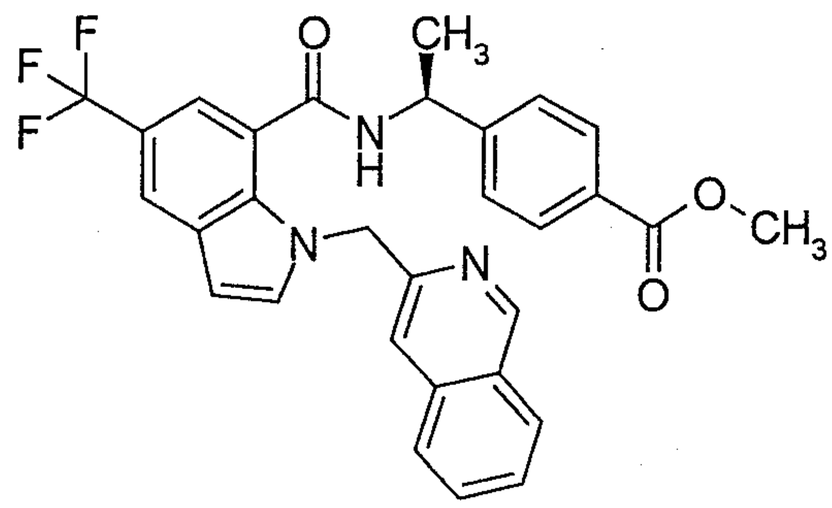
358	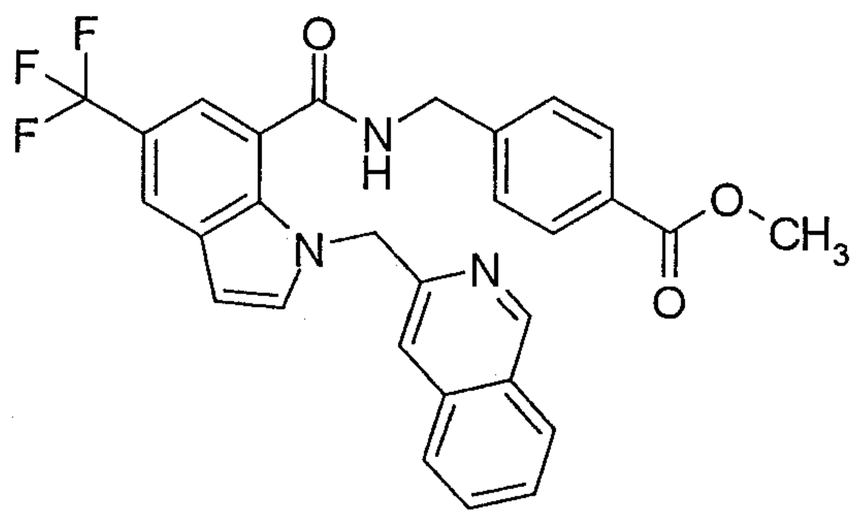
359	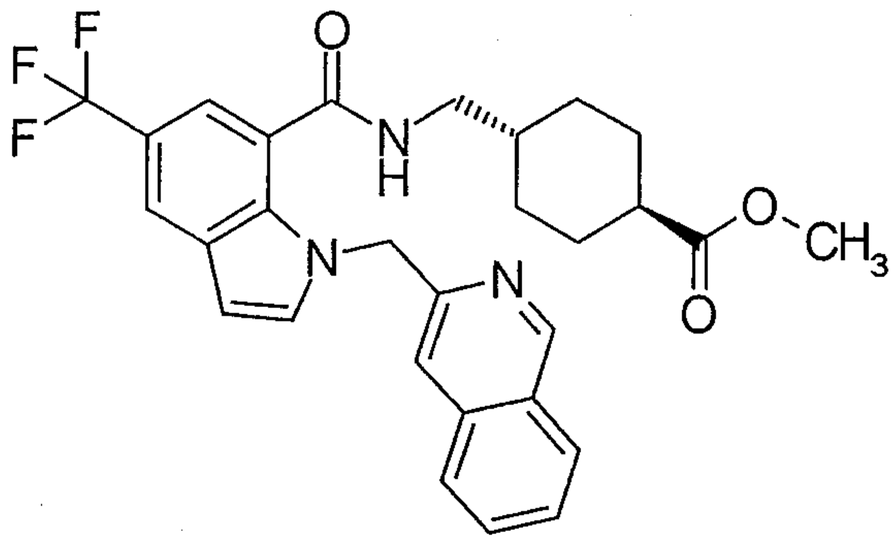
360	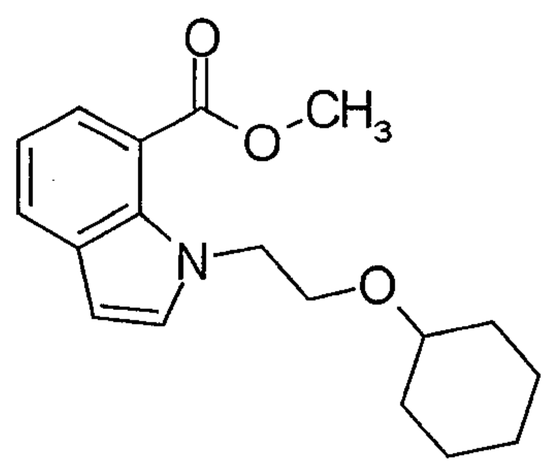

[0281]

[Table 88]

Pr	Structure
361	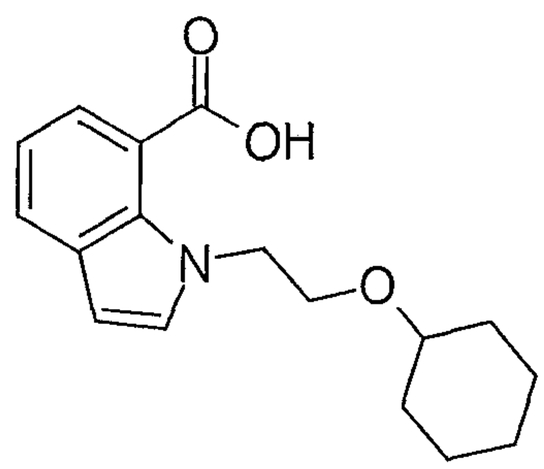
362	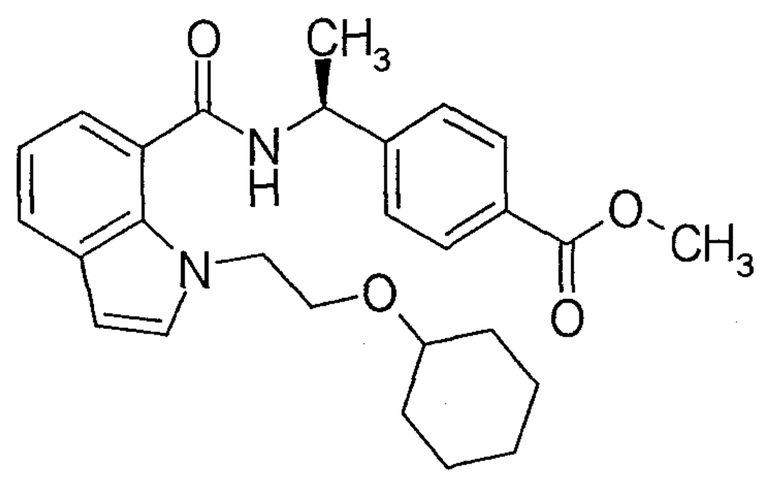
363	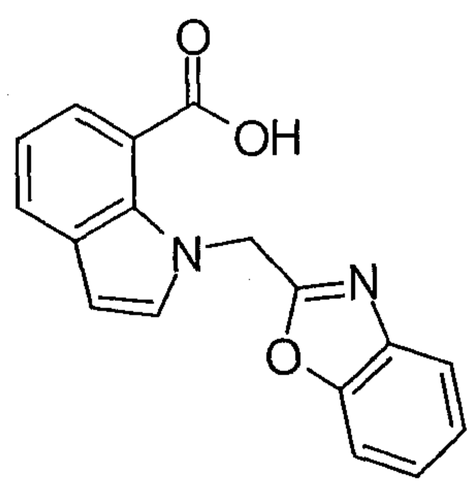
364	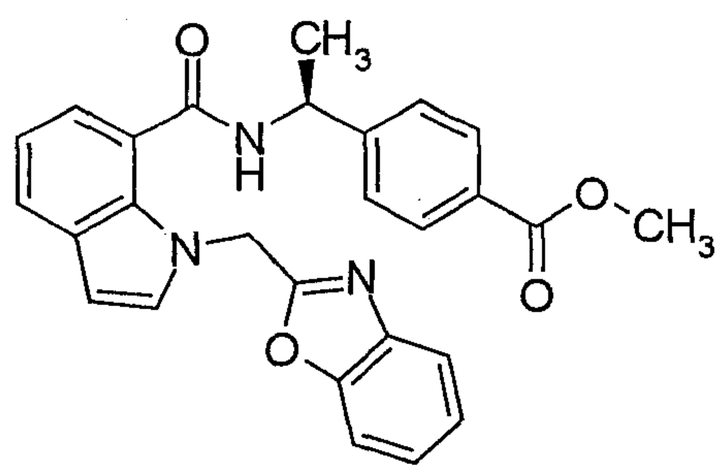

[0282]

[Table 89]

Pr	Structure
366	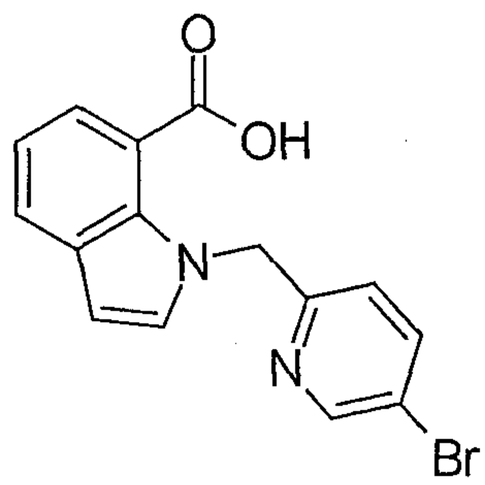
367	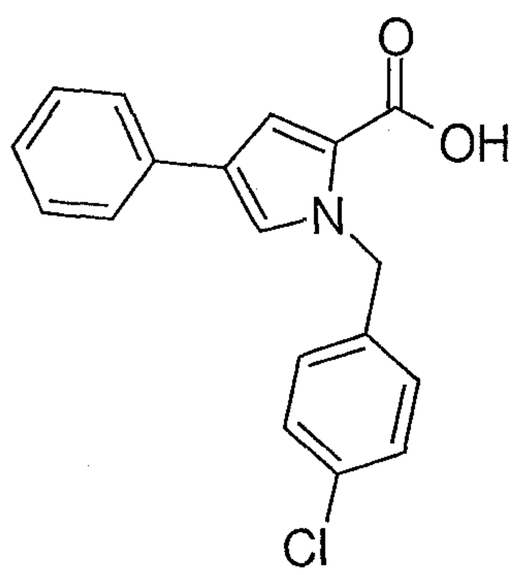
368	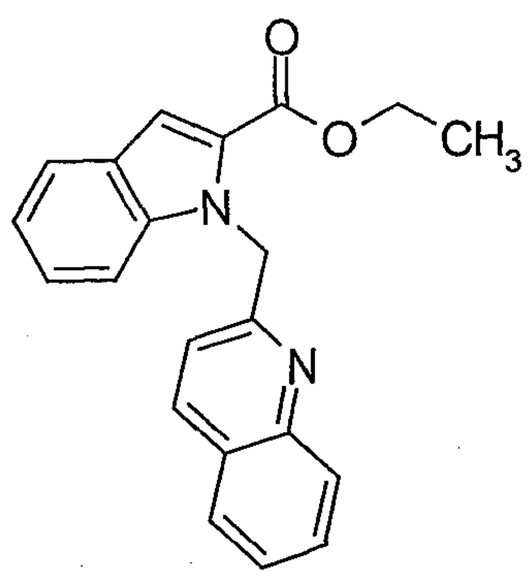

[0283]

[Table 90]

Pr	Structure
369	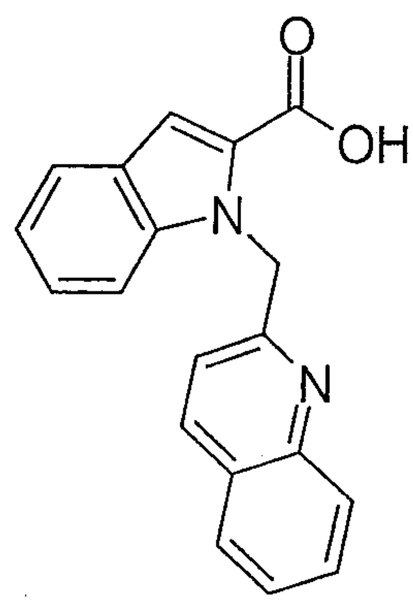
370	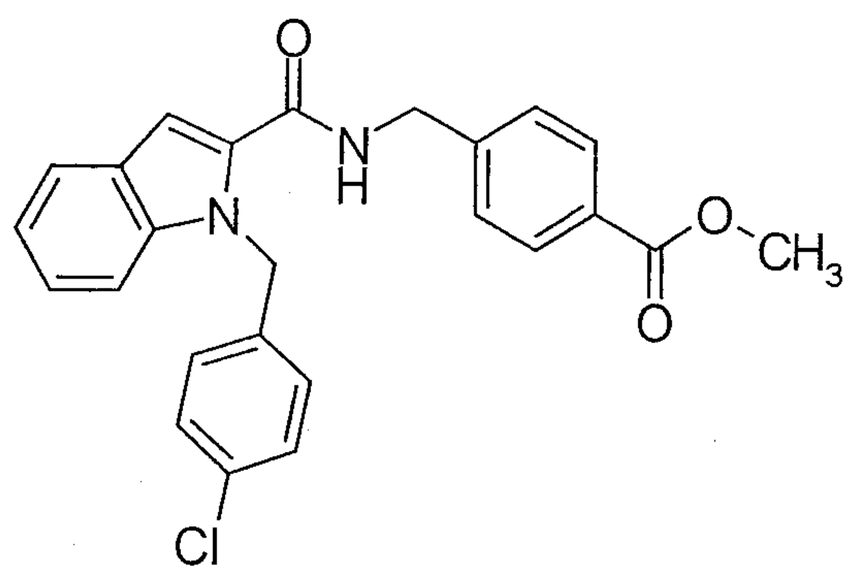
371	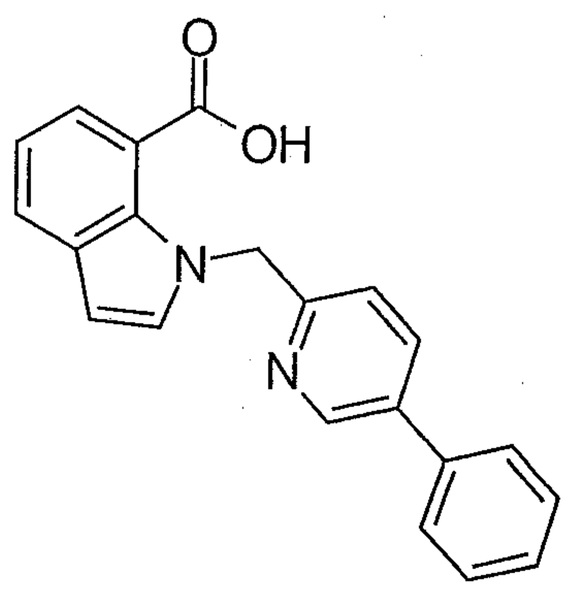

[0284]

[Table 91]

Pr	Structure
372	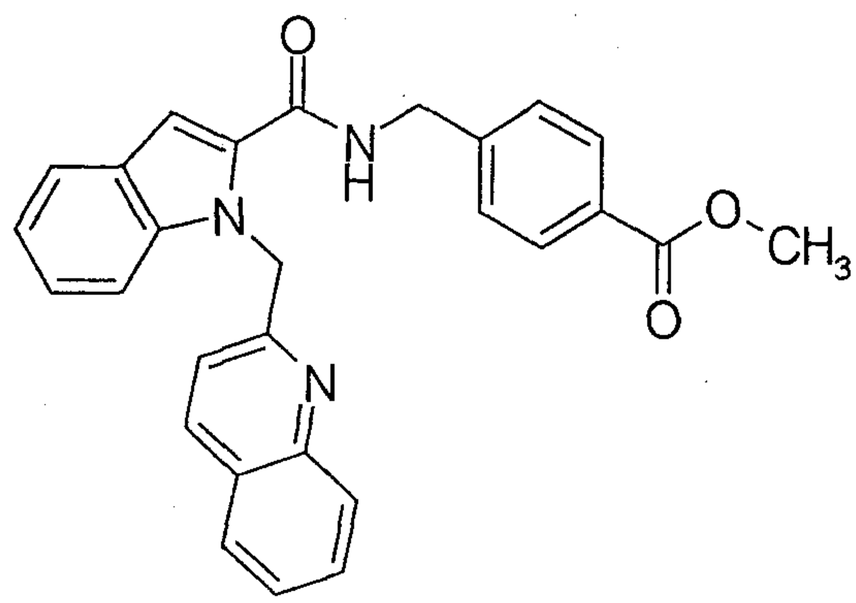
373	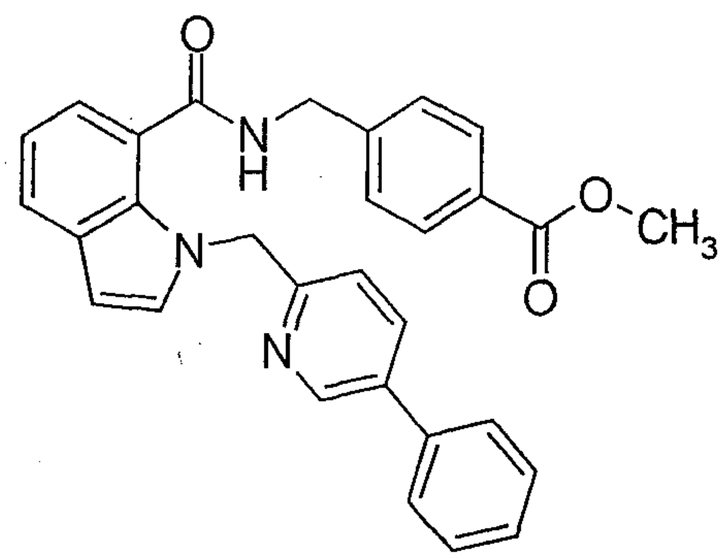
374	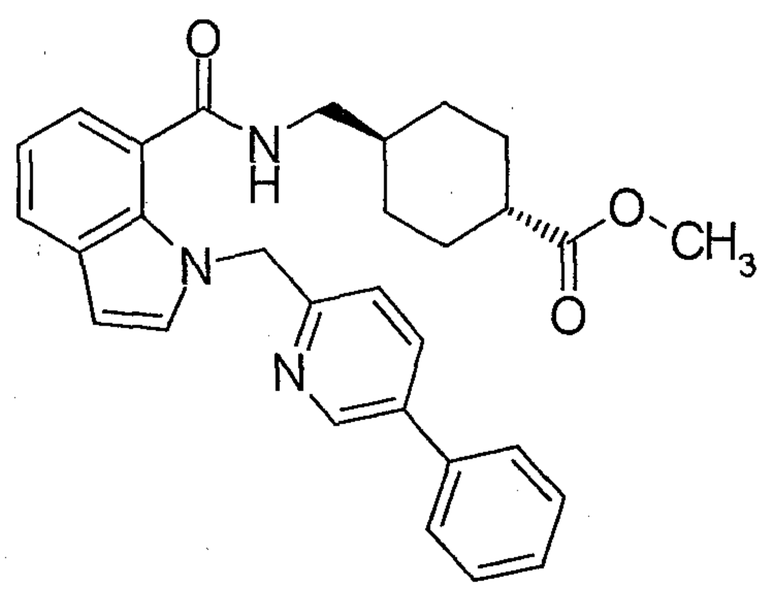

[0285]

[Table 92]

Pr	Structure
375	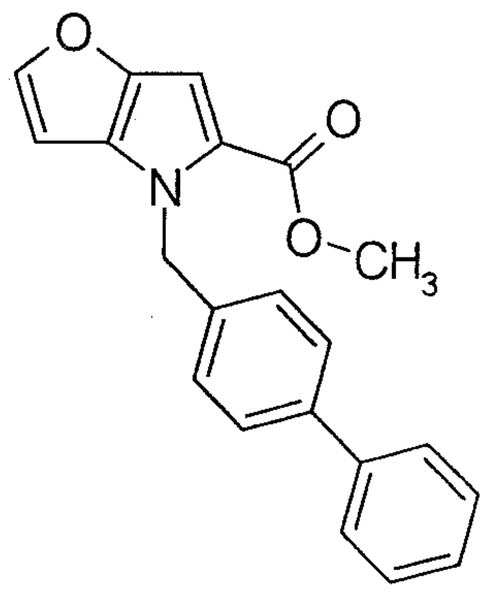
376	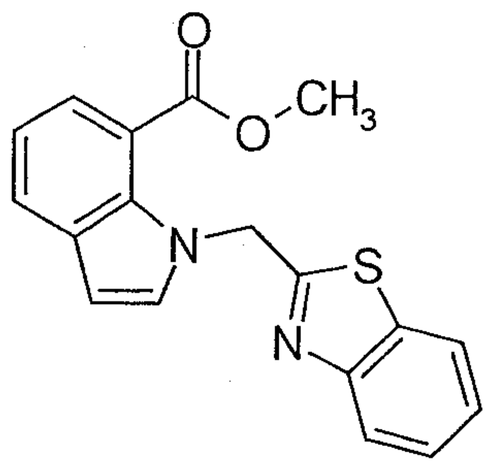
377	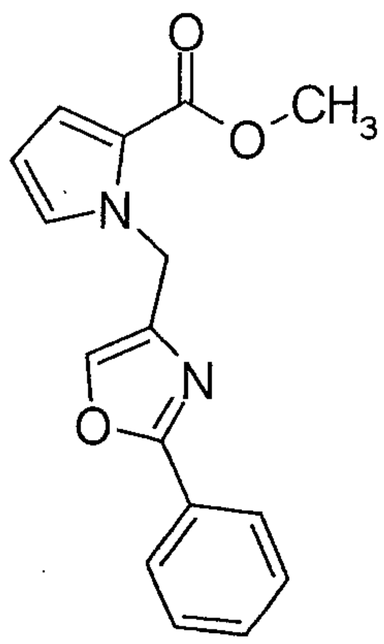

[0286]

[Table 93]

Pr	Structure
378	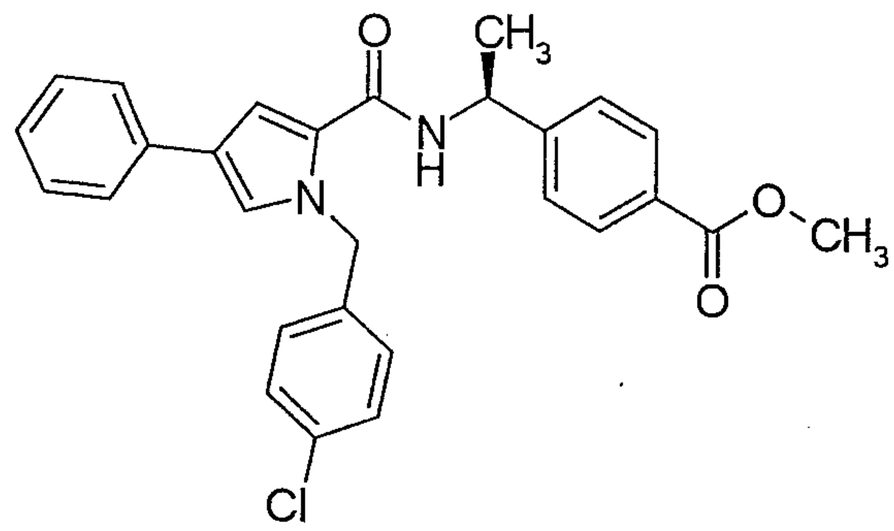
379	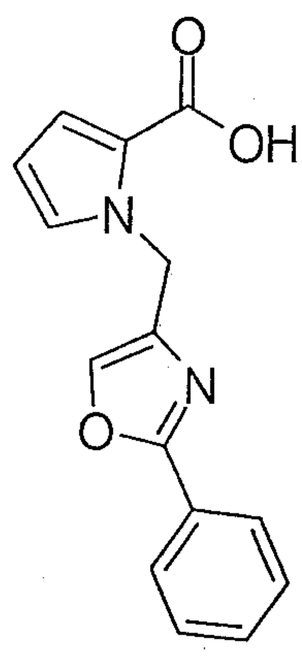
380	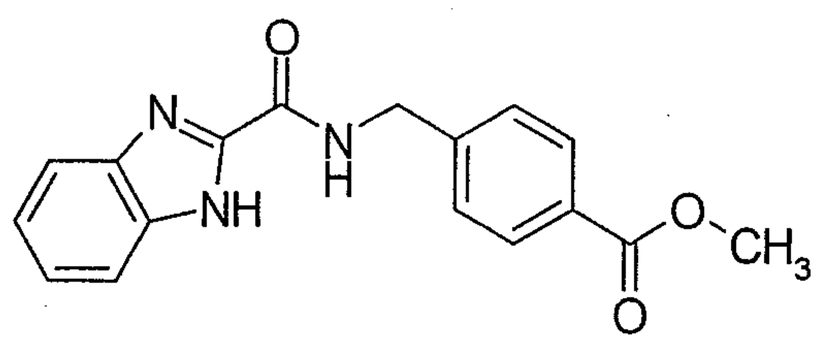
381	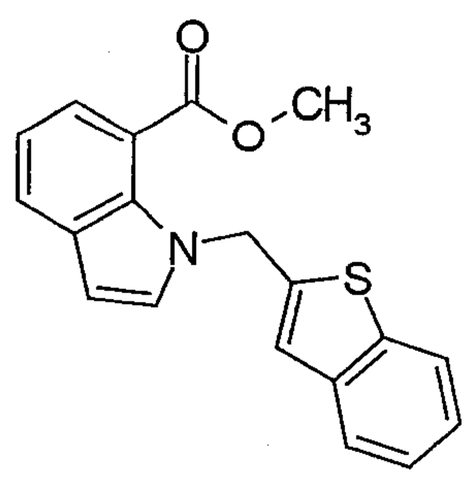

[0287]

[Table 94]

Pr	Structure
382	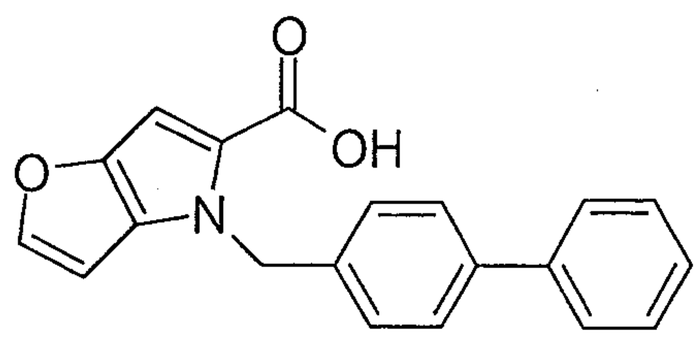
383	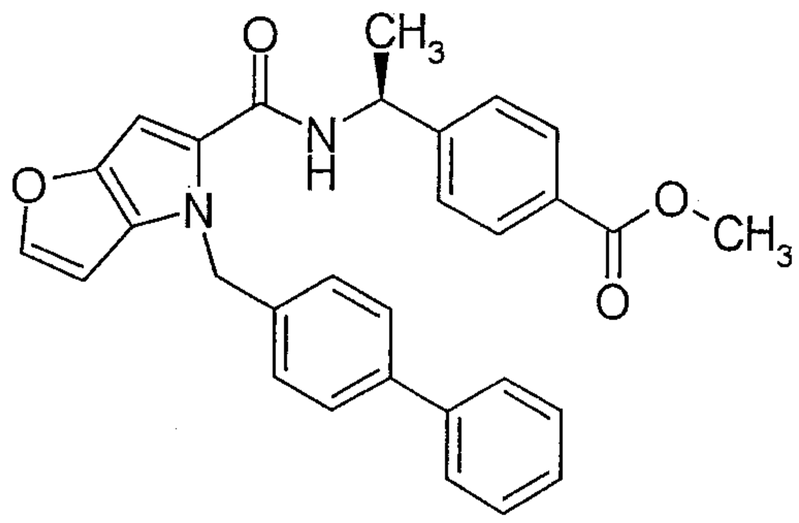
384	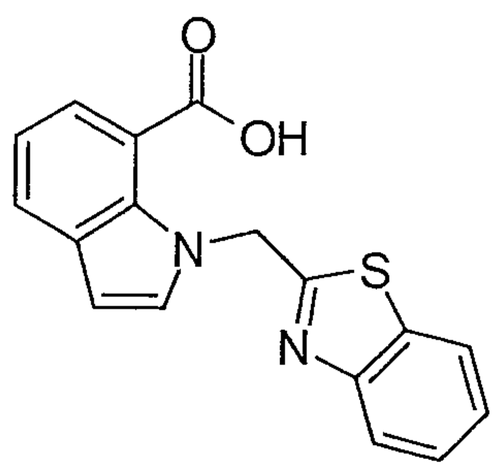
385	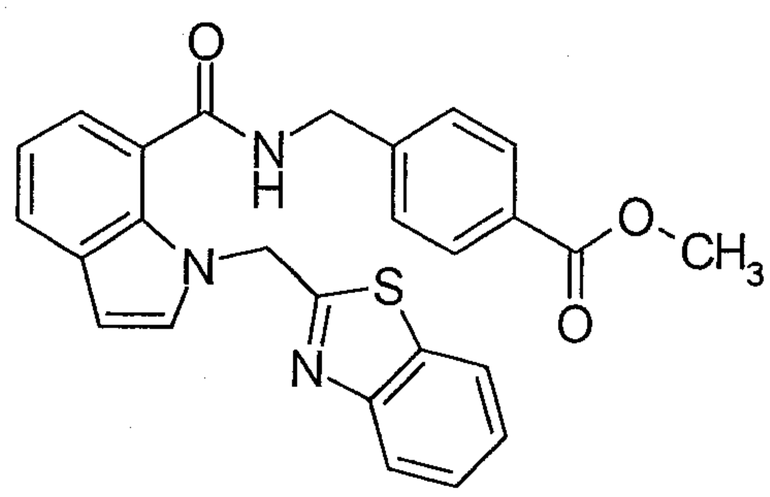

[0288]

[Table 95]

Pr	Structure
386	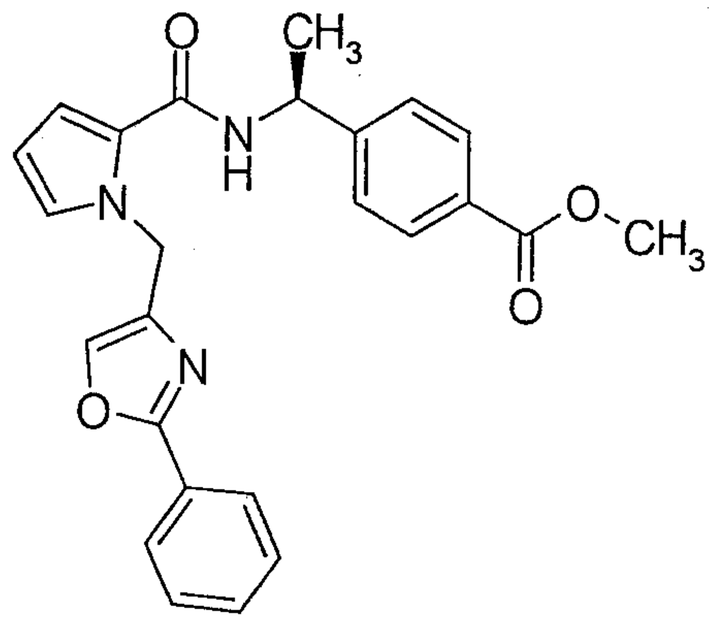
387	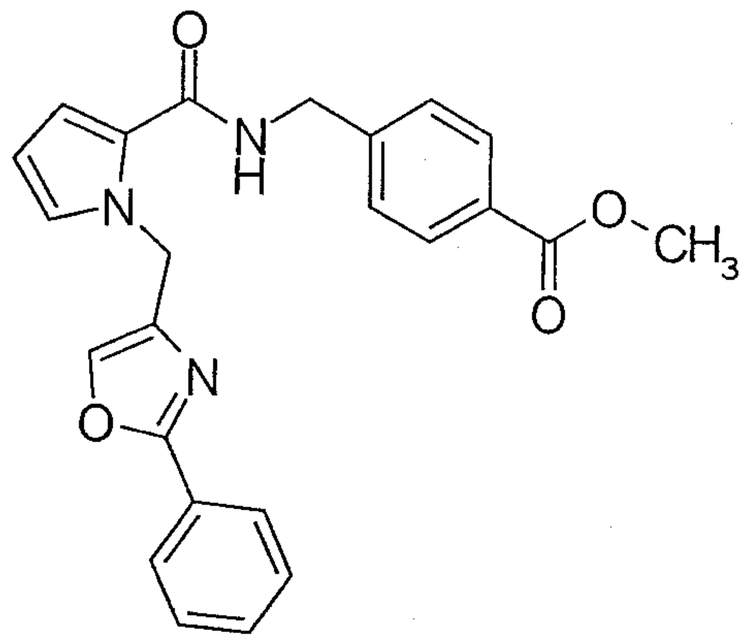
388	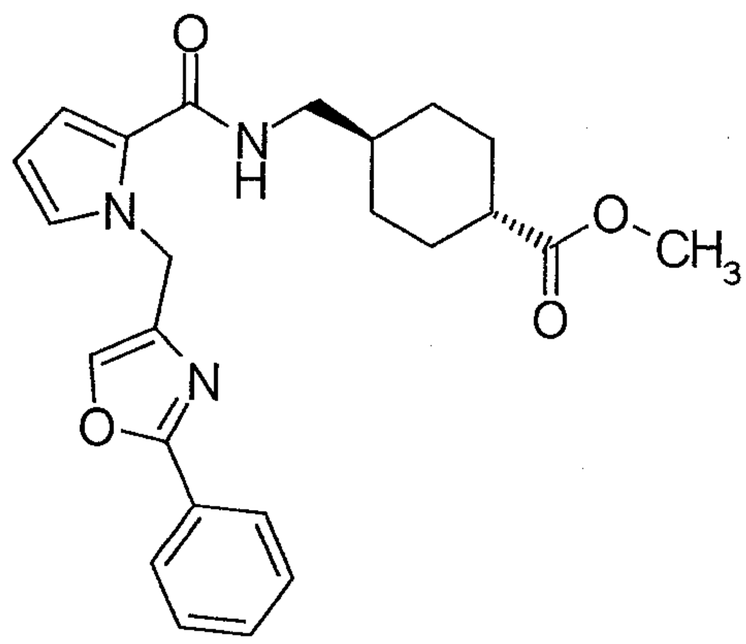

[0289]

[Table 96]

Pr	Structure
389	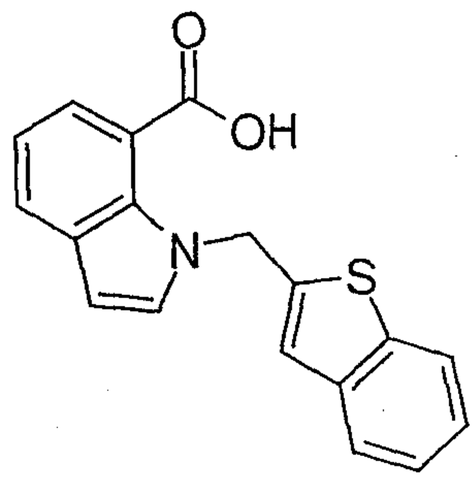
390	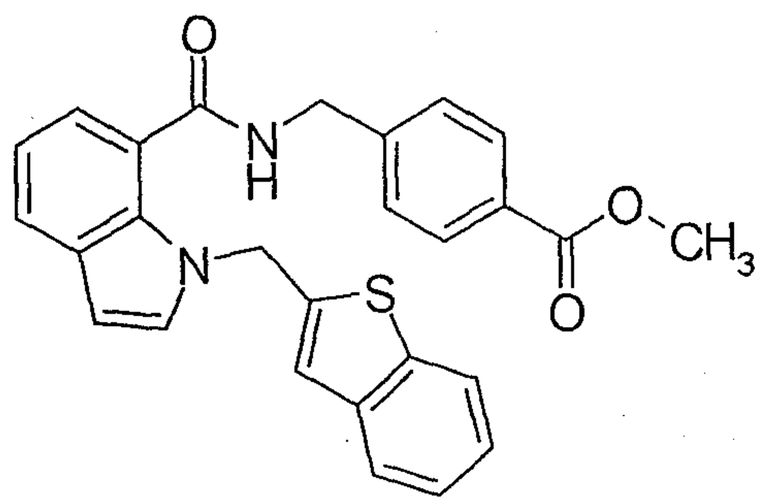
391	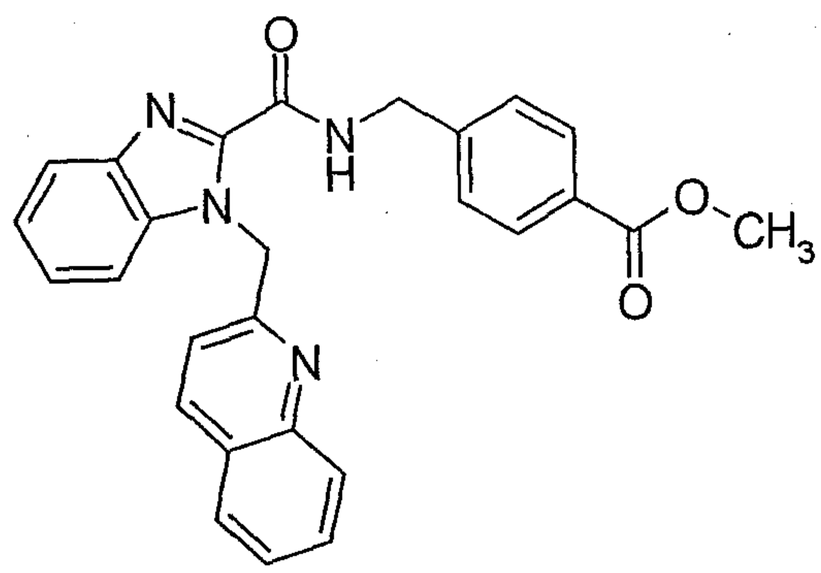
392	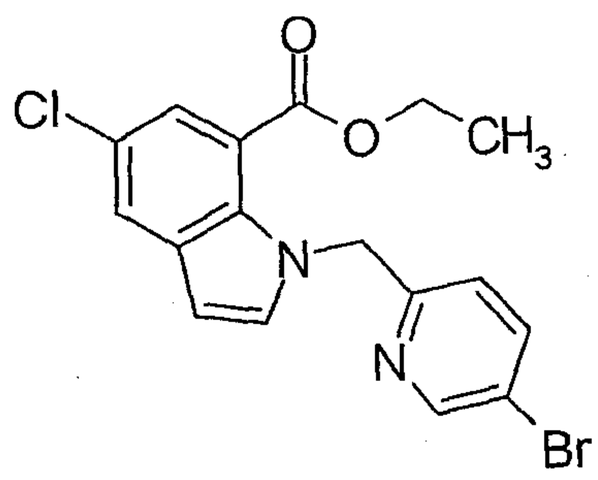

[0290]

[Table 97]

Pr	Structure
393	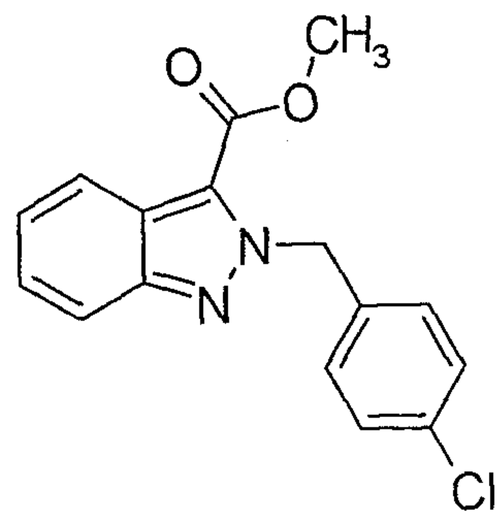
394	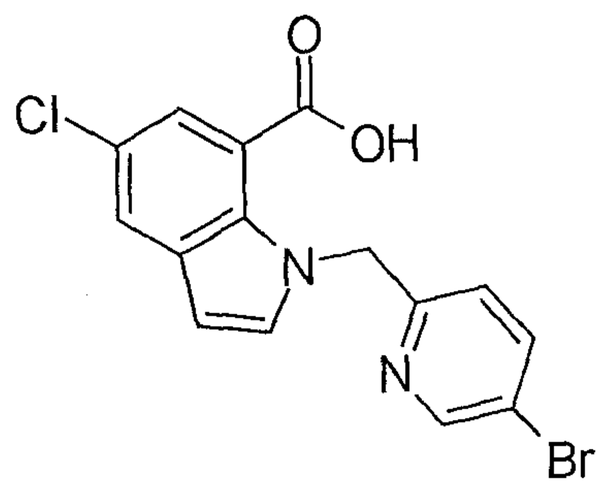
395	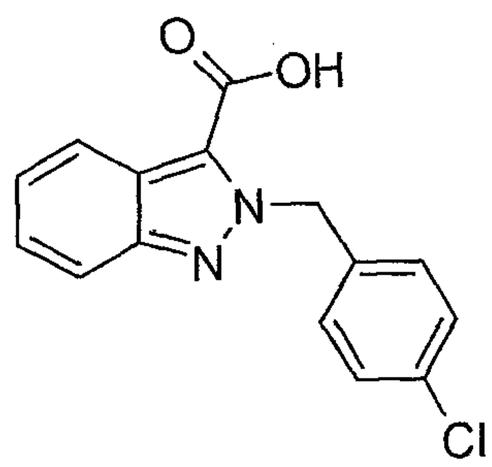
396	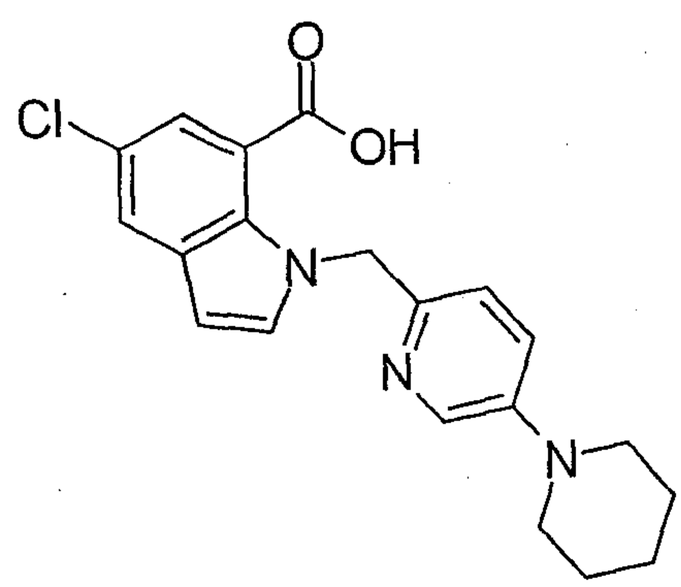

[0291]

[Table 98]

Pr	Structure
397	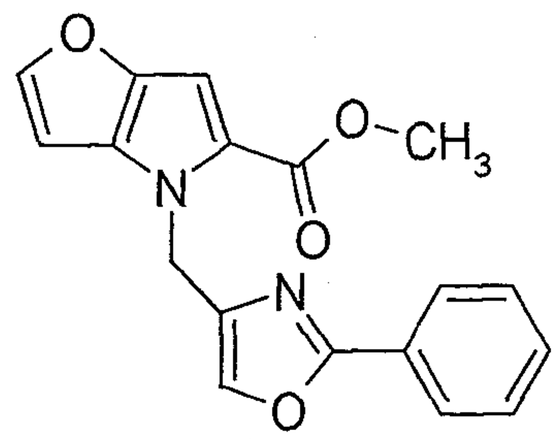
398	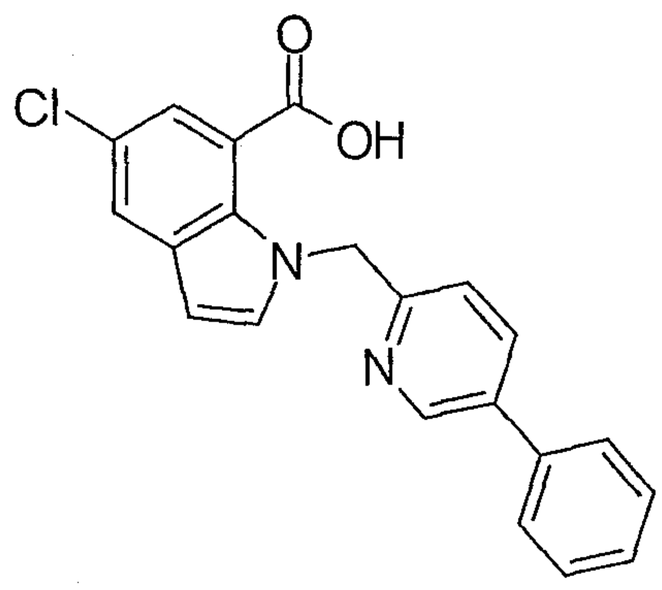
399	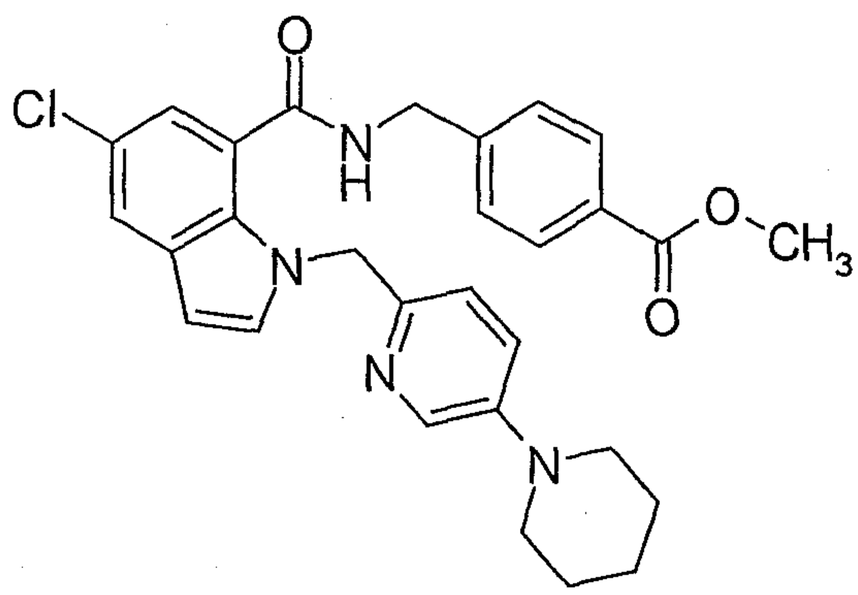
400	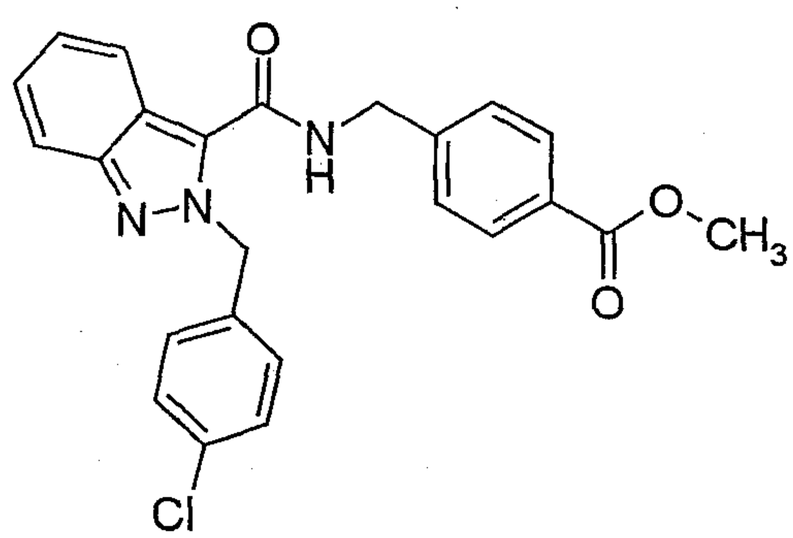

[0292]

[Table 99]

Pr	Structure
401	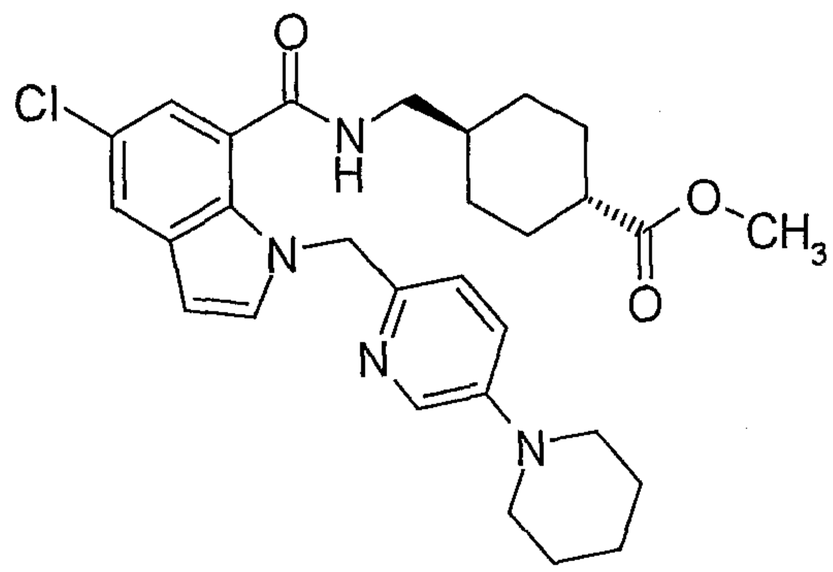
402	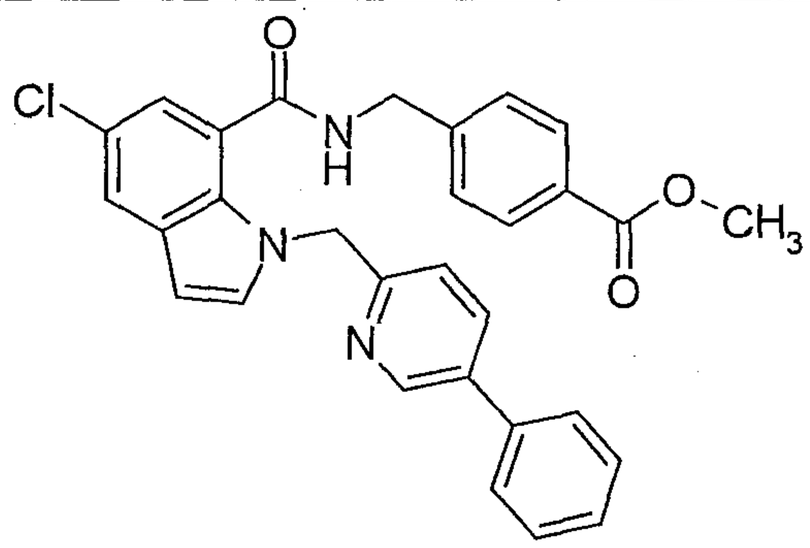
403	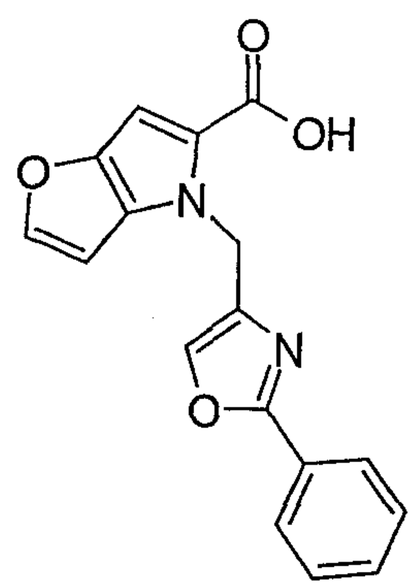

[0293]

[Table 100]

Pr	Structure
404	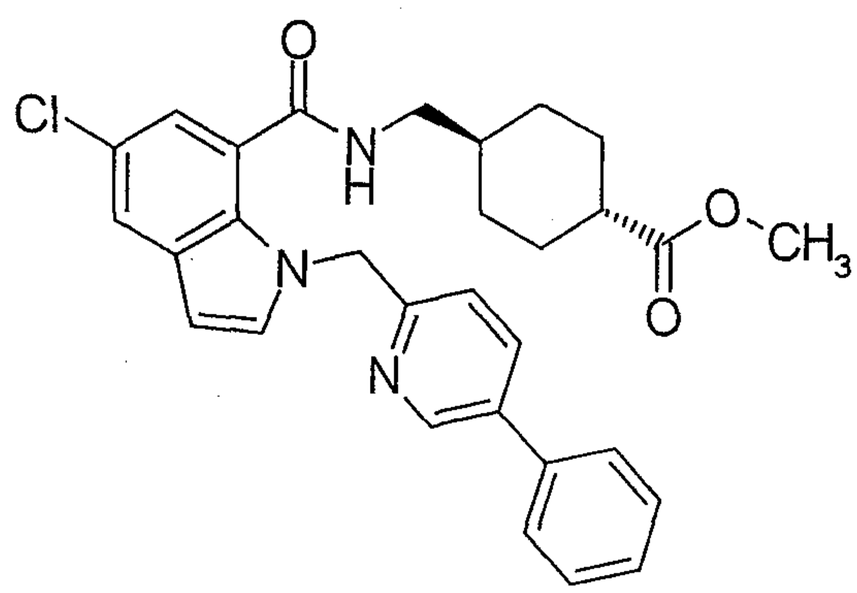
405	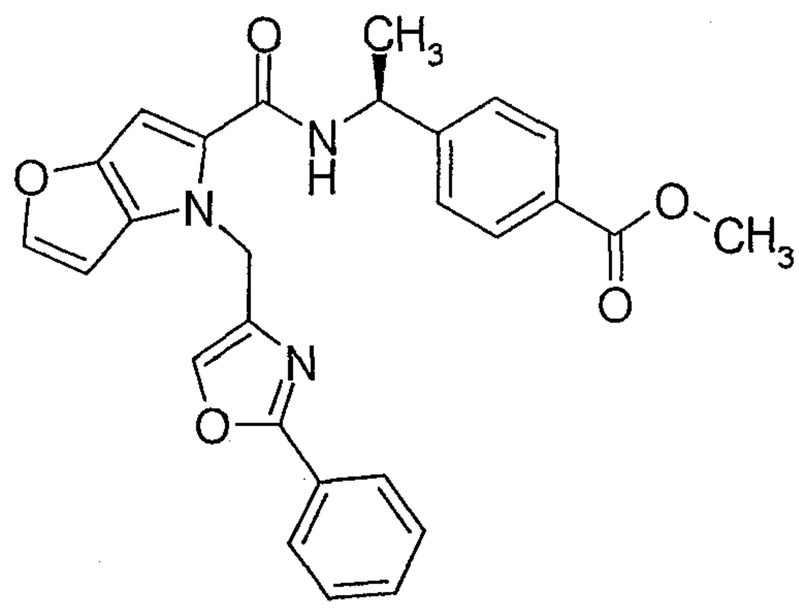
406	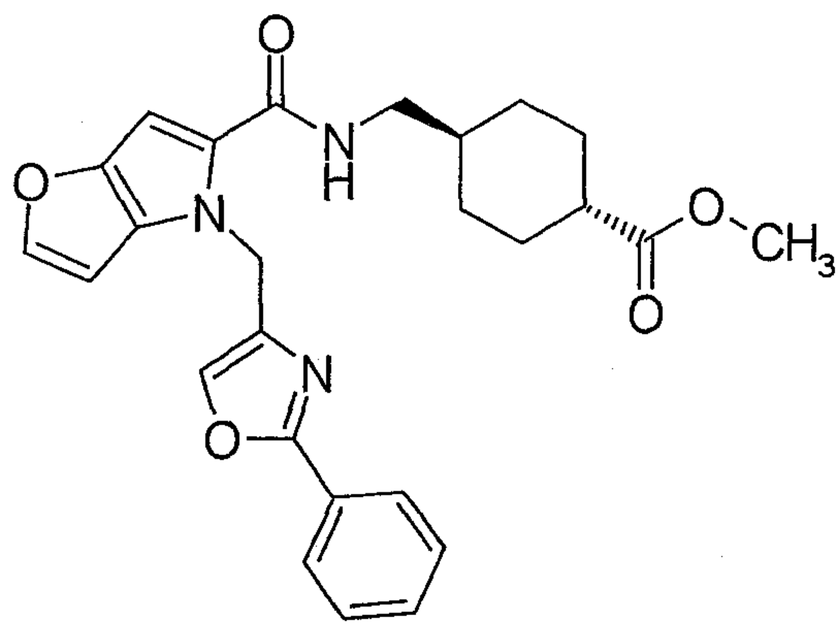

[0294]

[Table 101]

Pr	Structure
407	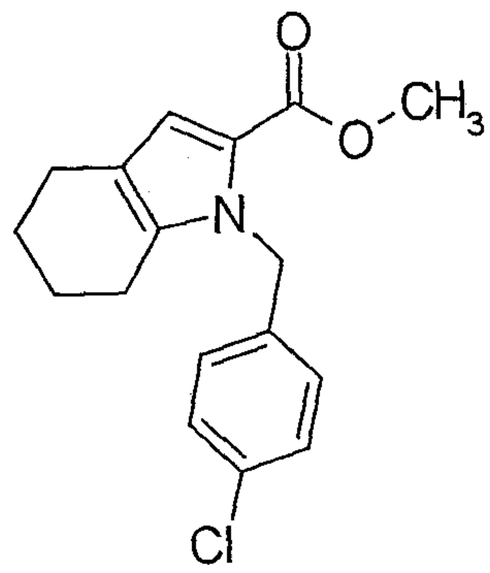
408	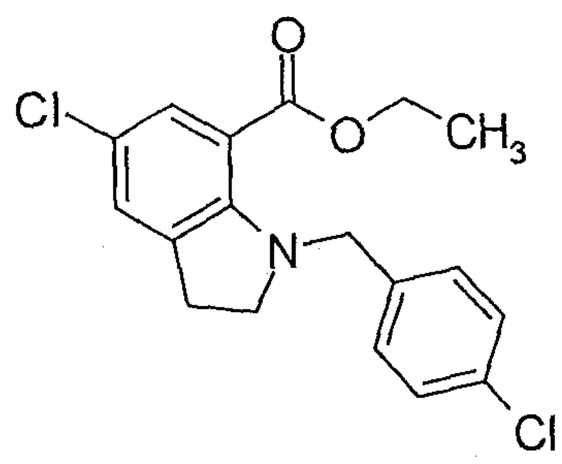
409	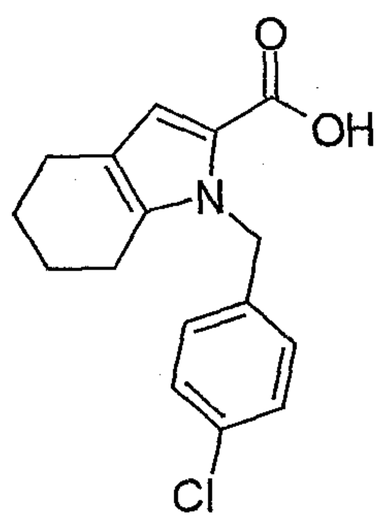
410	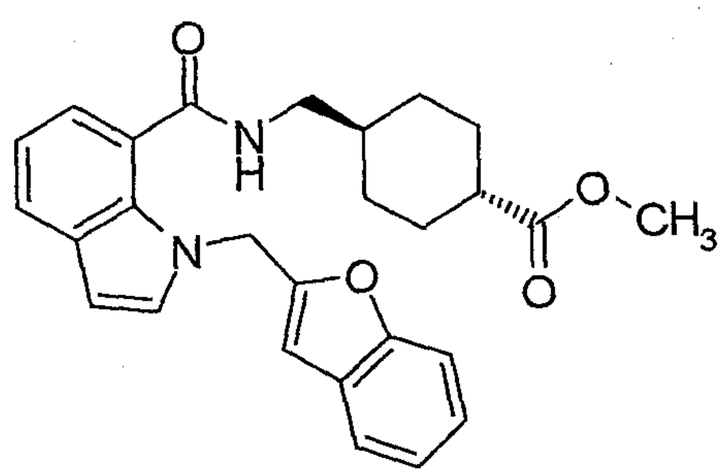

[0295]

[Table 102]

Pr	Structure
411	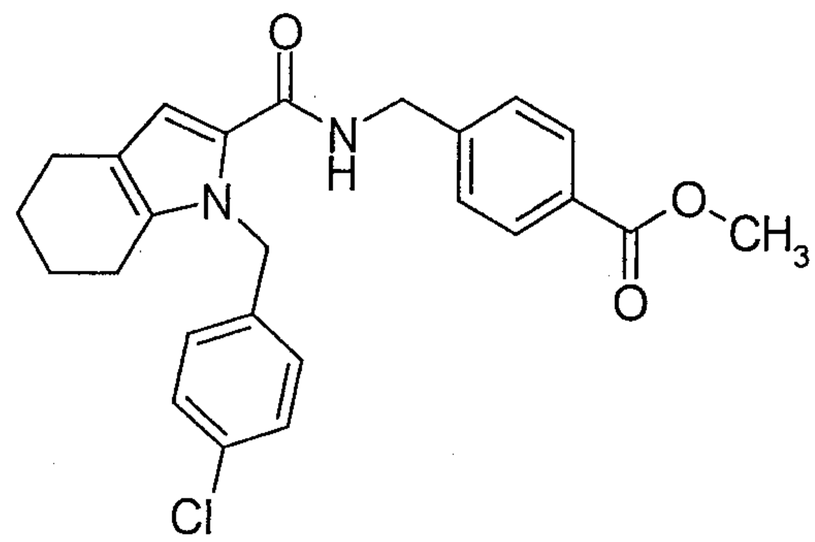
412	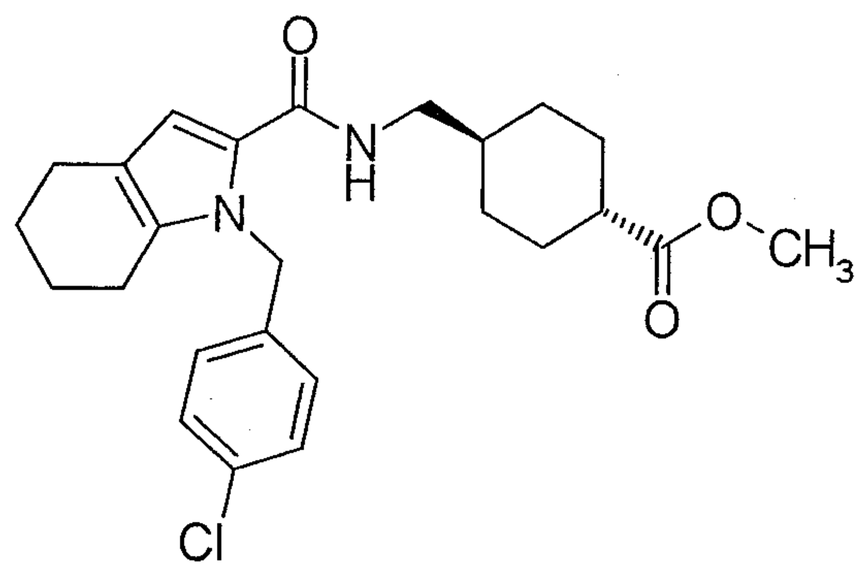
413	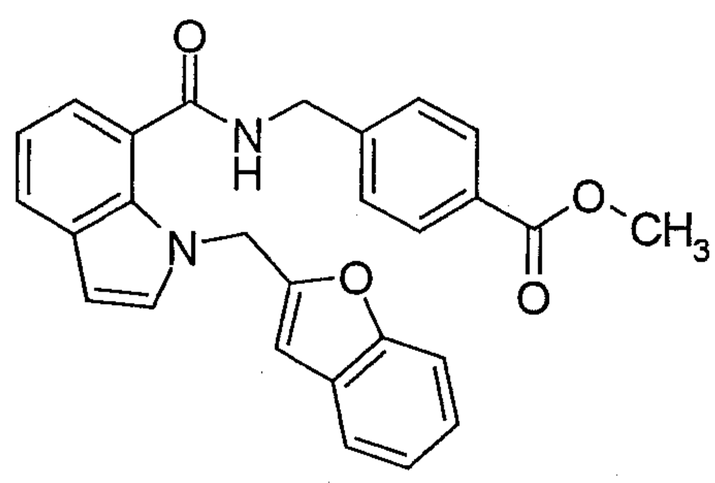
414	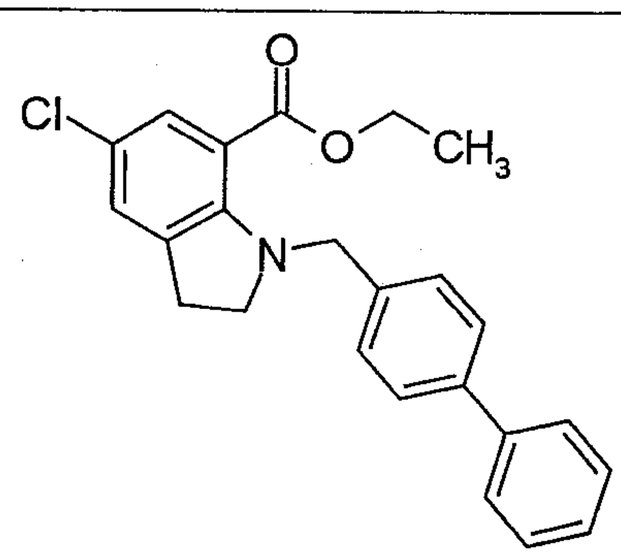

[0296]

[Table 103]

Pr	Structure
415	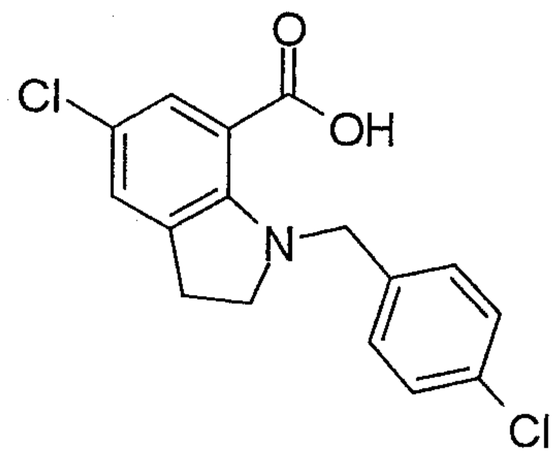
416	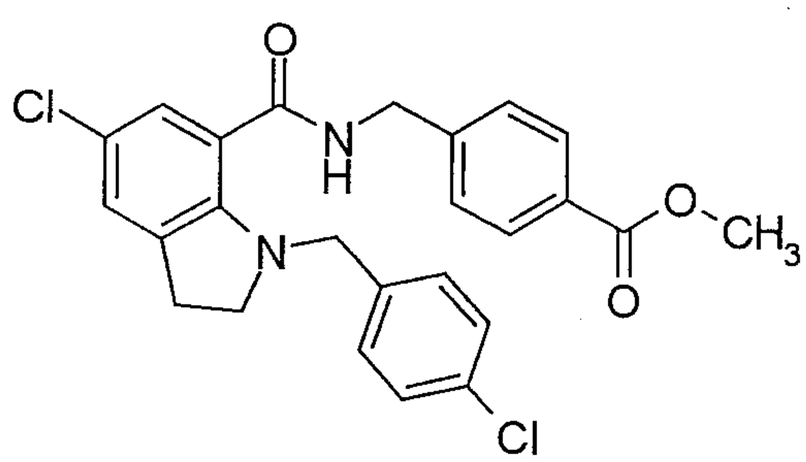
417	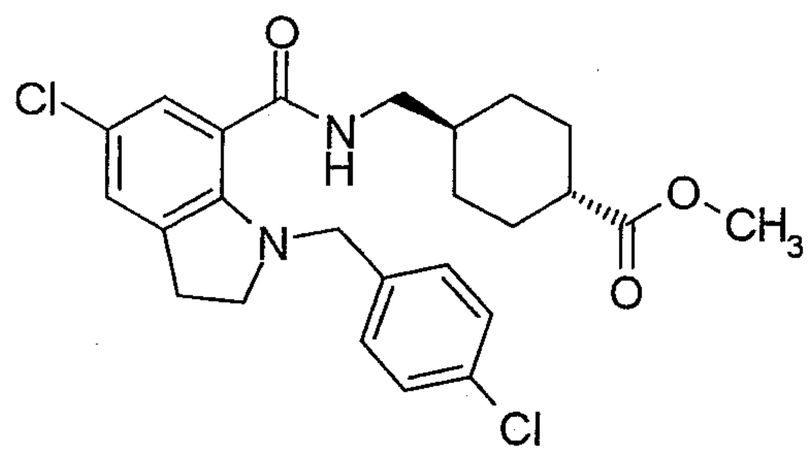
418	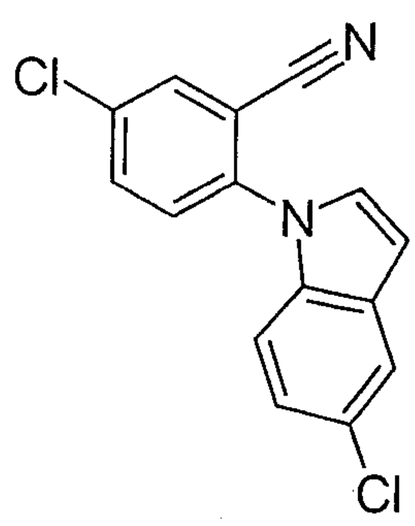

[0297]

[Table 104]

Pr	Structure
419	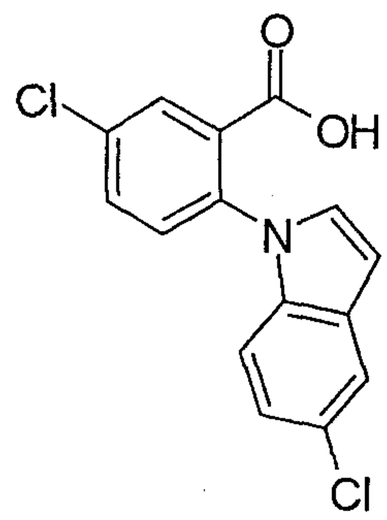
420	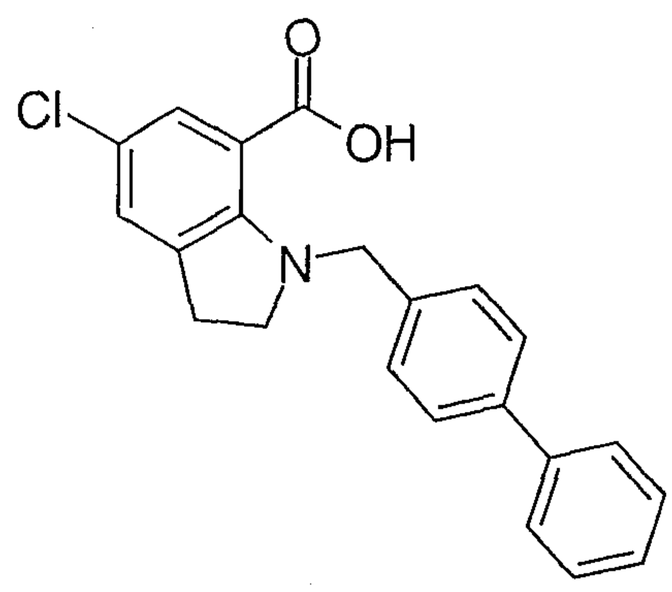
421	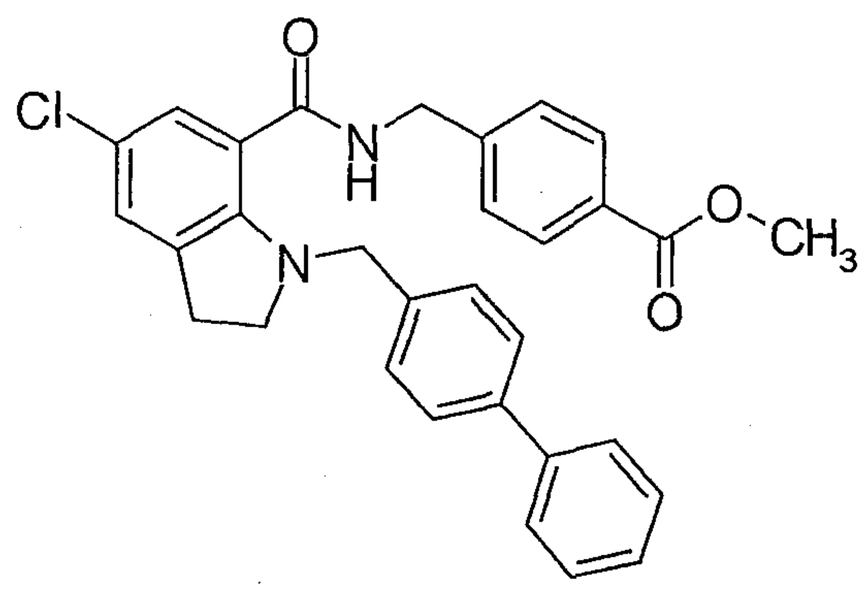

[0298]

[Table 105]

Pr	Structure
422	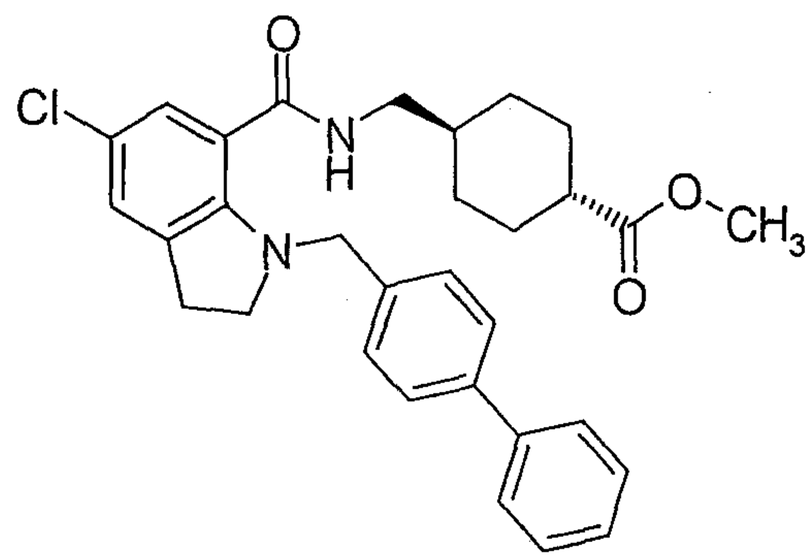
423	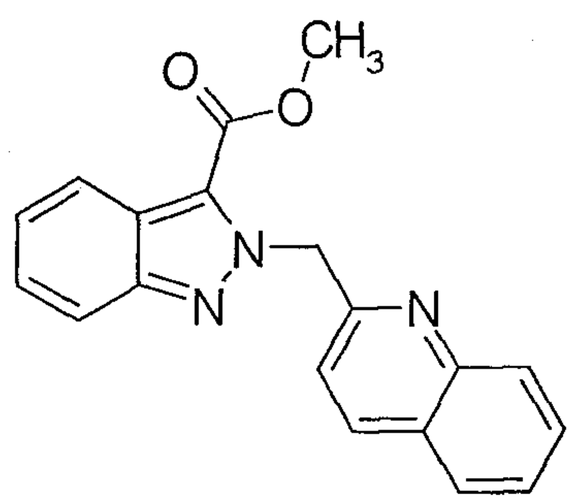
424	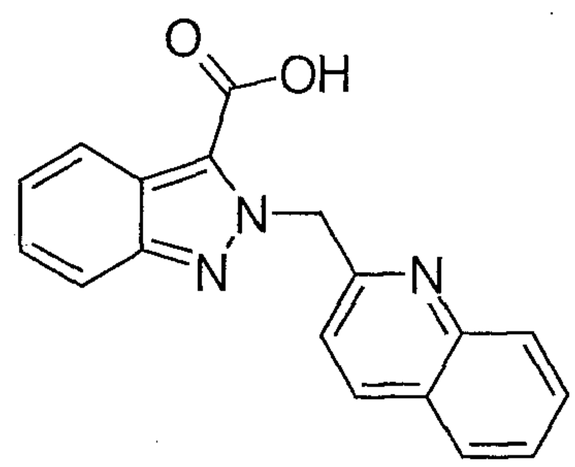
425	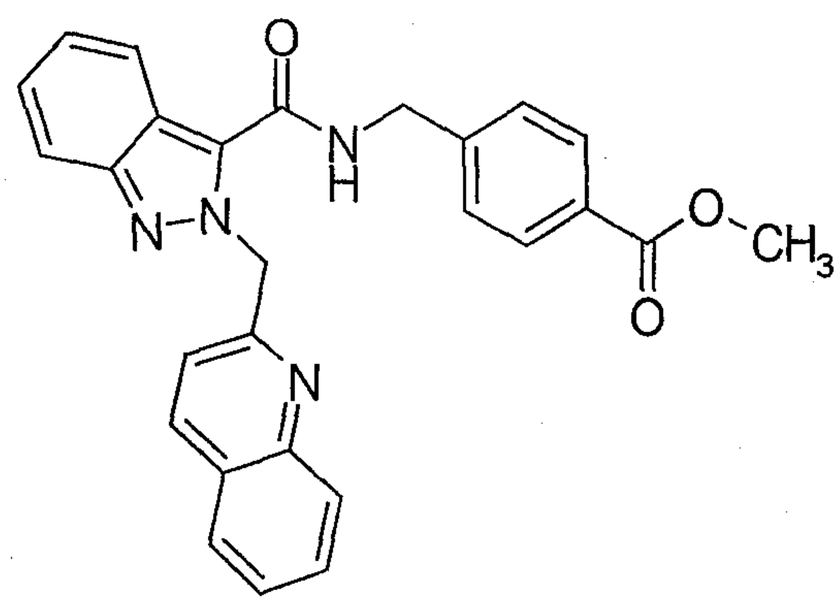

[0299]

[Table 106]

Pr	Structure
426	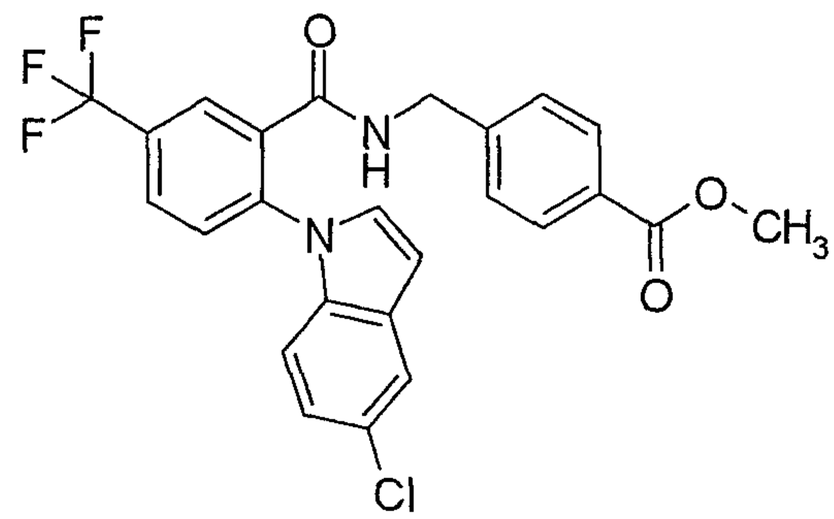
427	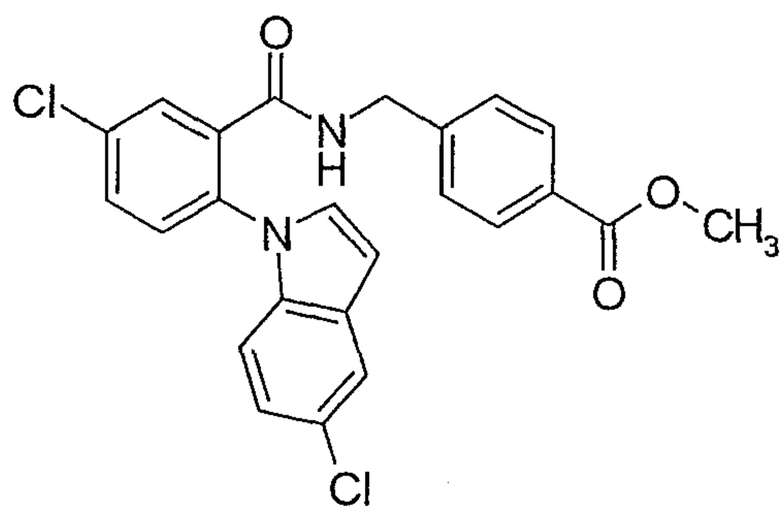
428	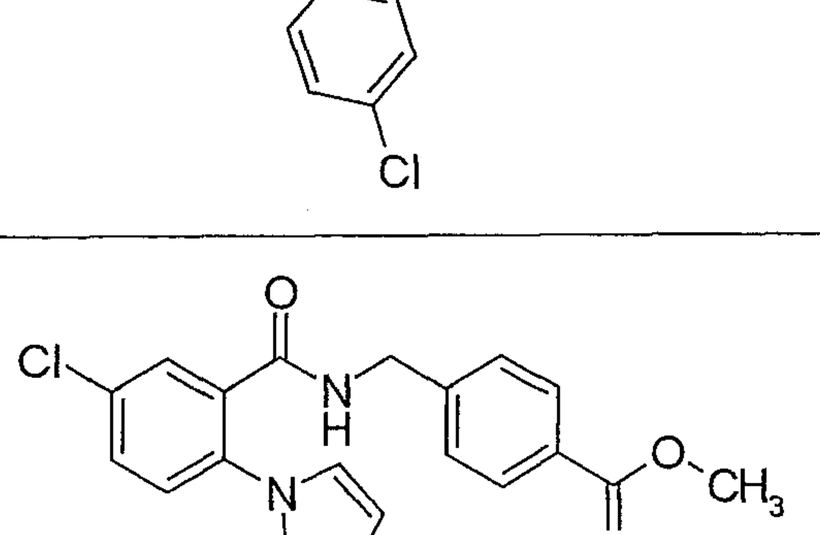
429	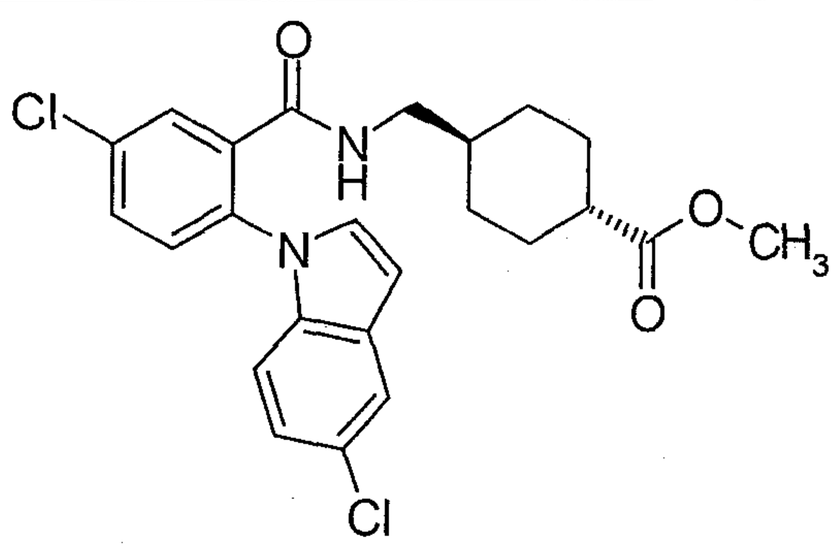

[0300]

[Table 107]

Pr	Structure
430	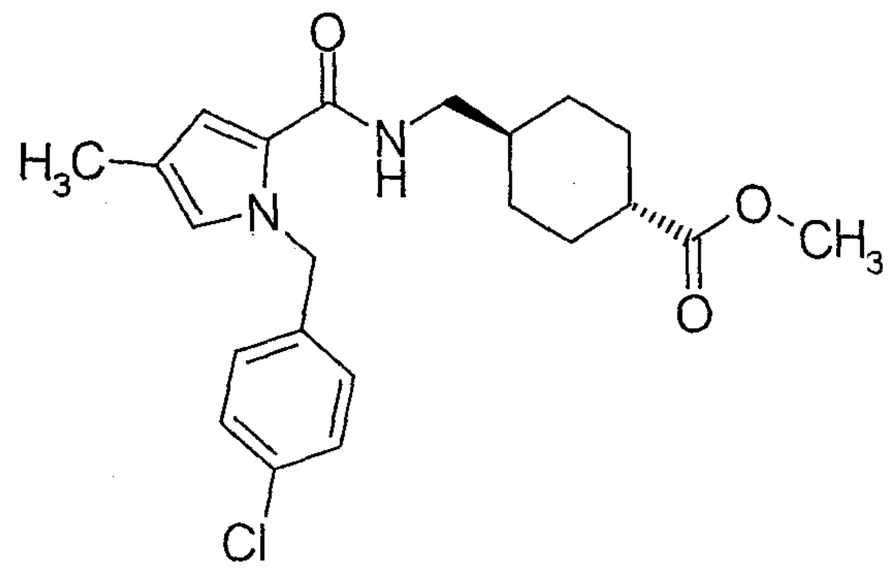
431	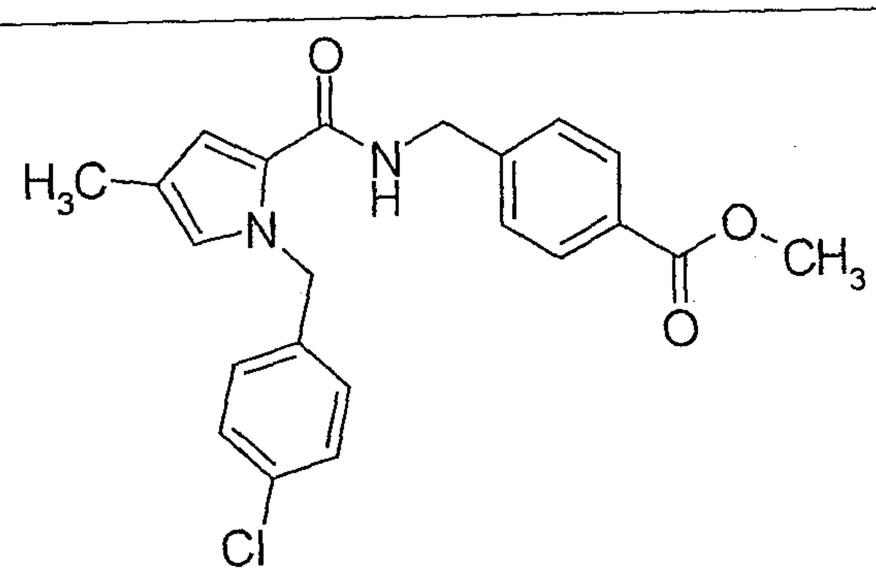
432	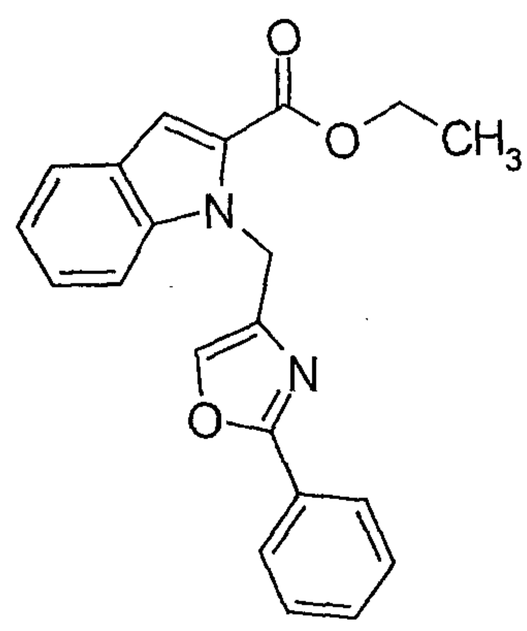

[0301]

[Table 108]

Pr	Structure
433	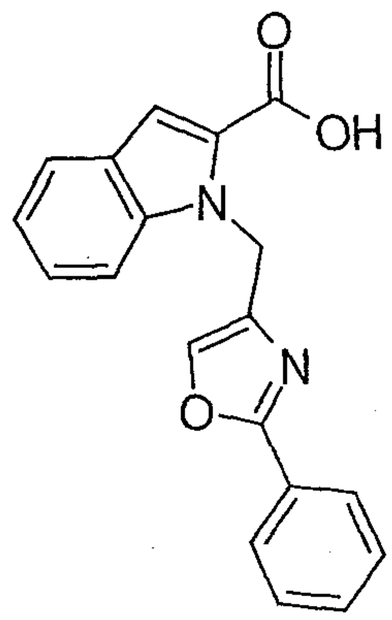
434	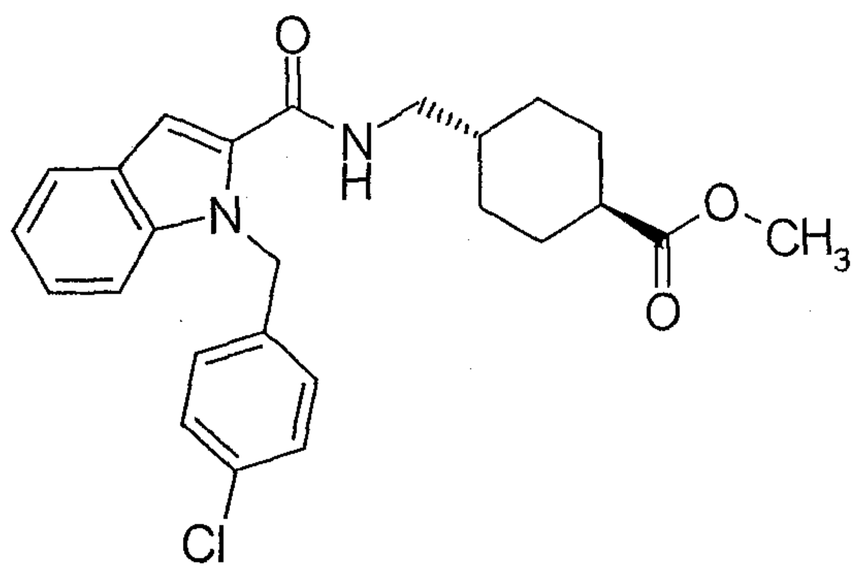
435	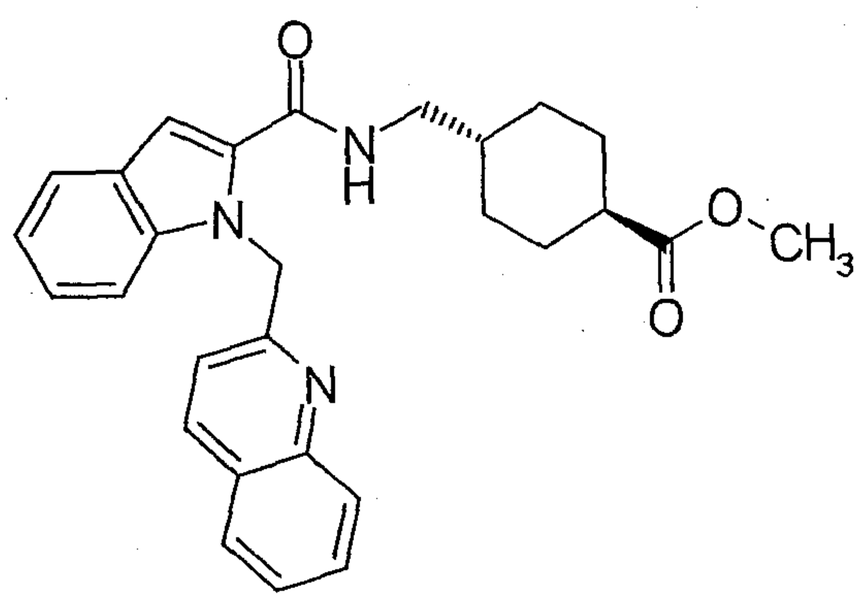

[0302]

[Table 109]

Pr	Structure
436	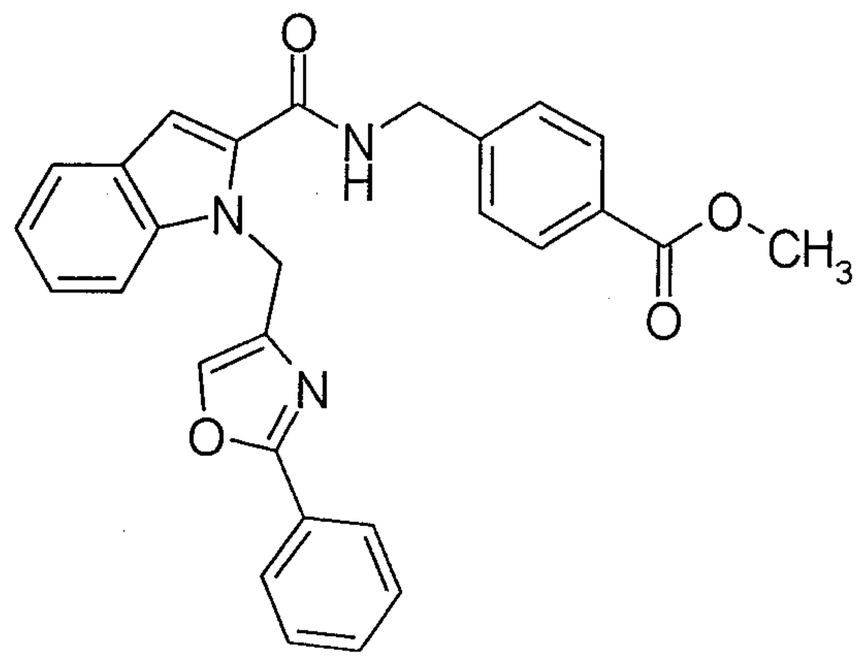
437	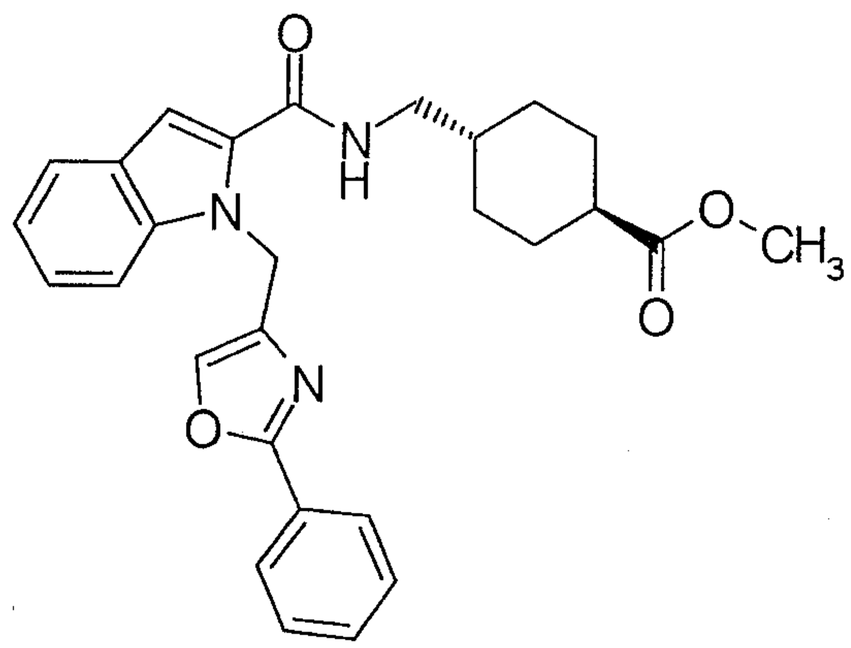
438	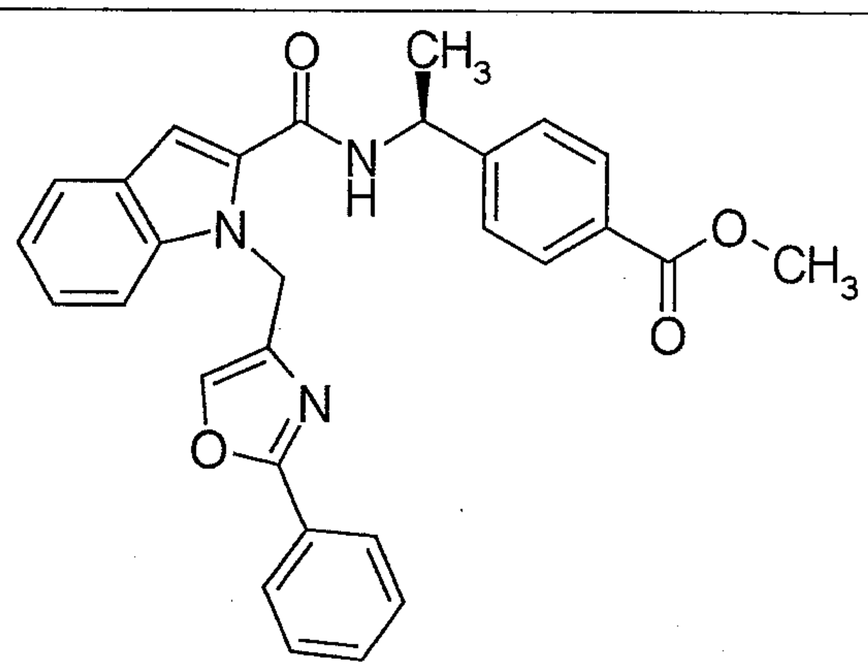

[0303]

[Table 110]

Pr	Structure
439	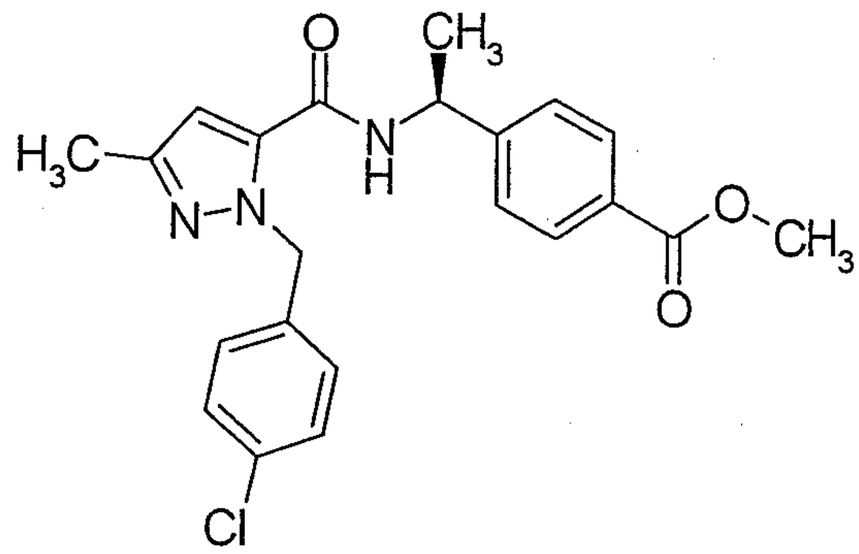
440	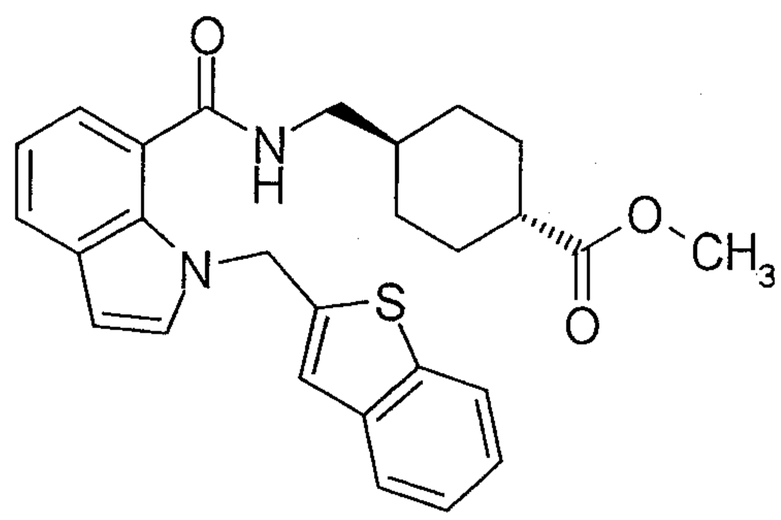
441	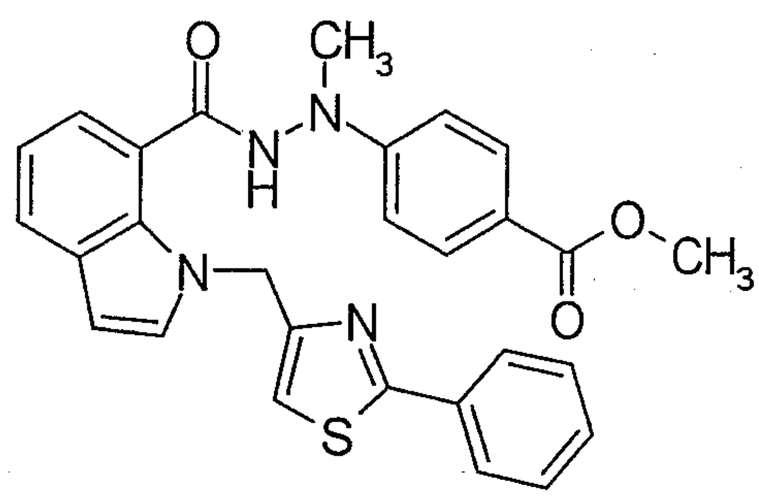
442	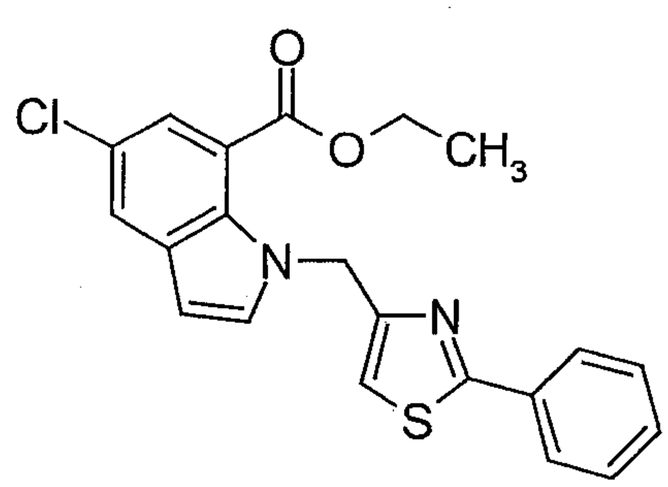

[0304]

[Table 111]

Pr	Structure
443	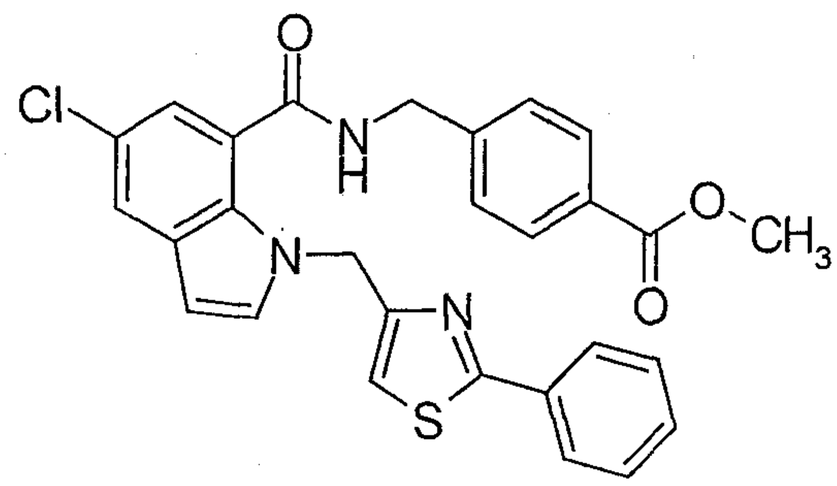
444	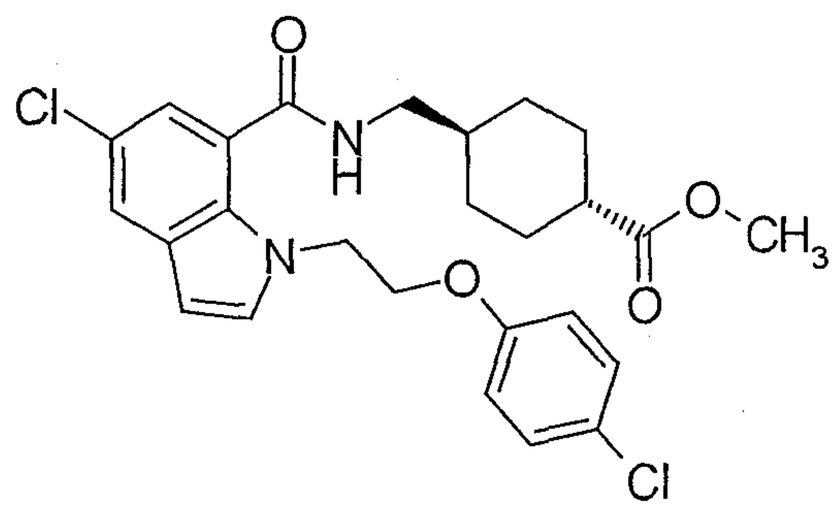
445	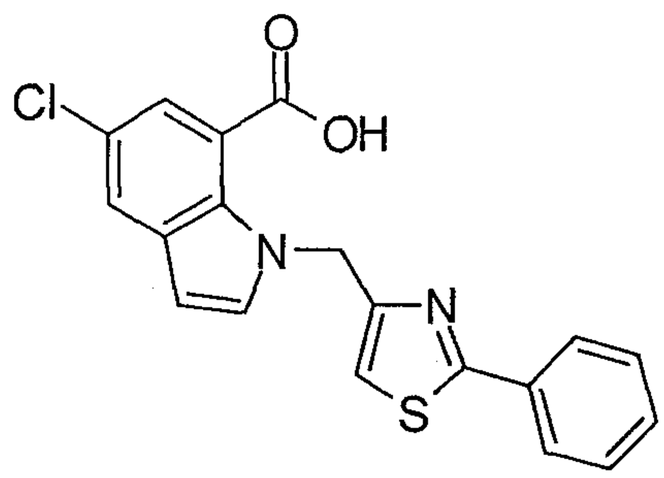
446	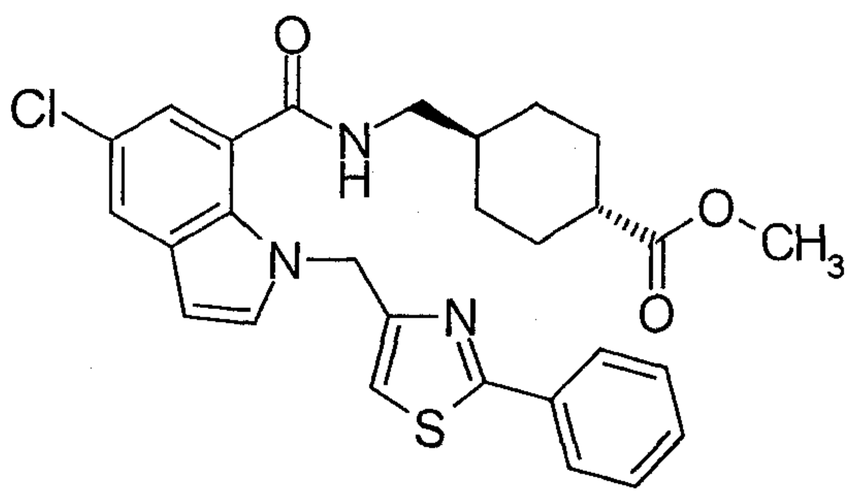

[0305]

[Table 112]

Pr	Structure
447	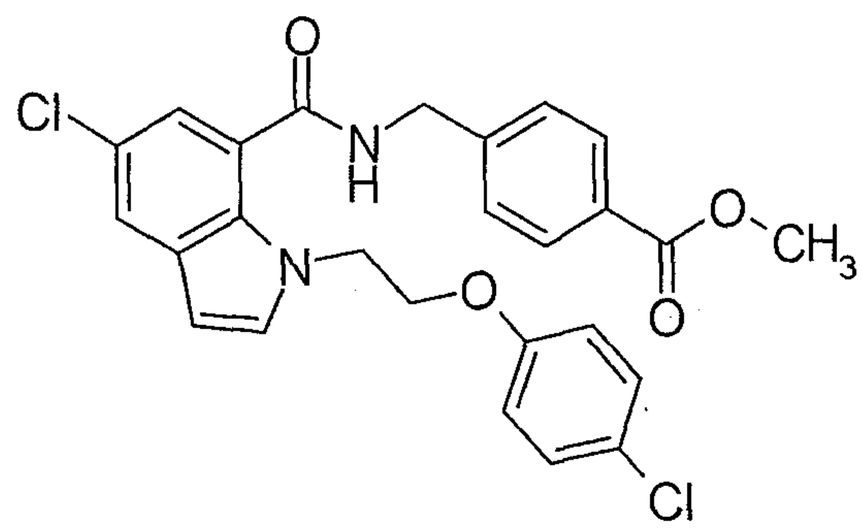
448	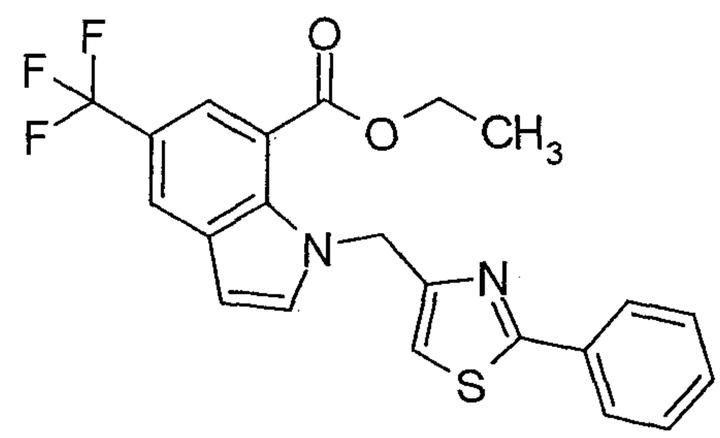
449	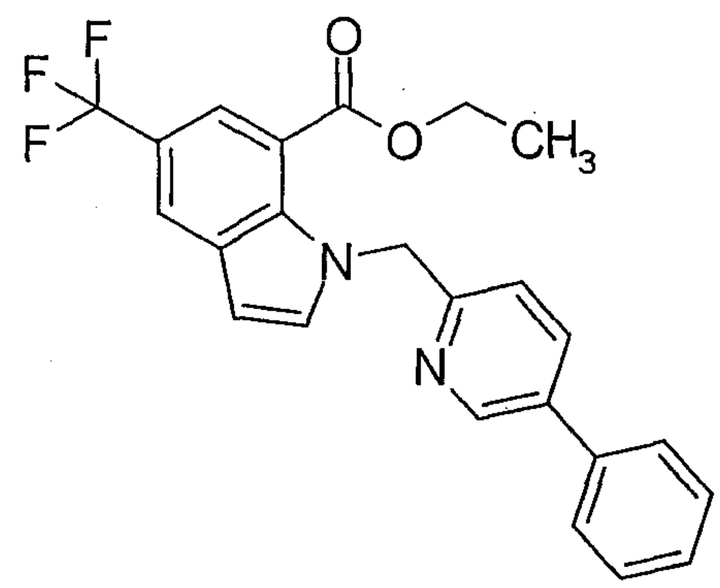
450	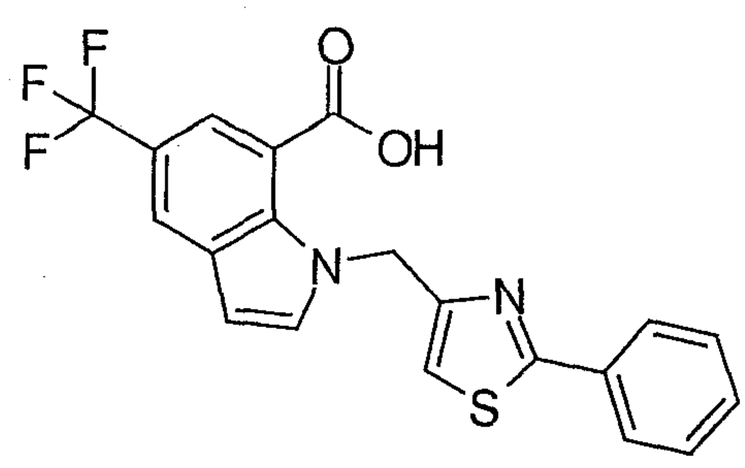

[0306]

[Table 113]

Pr	Structure
451	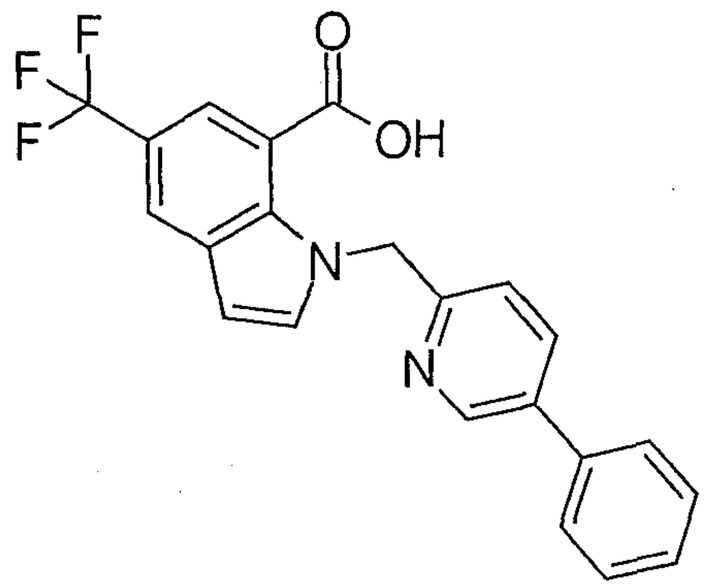
452	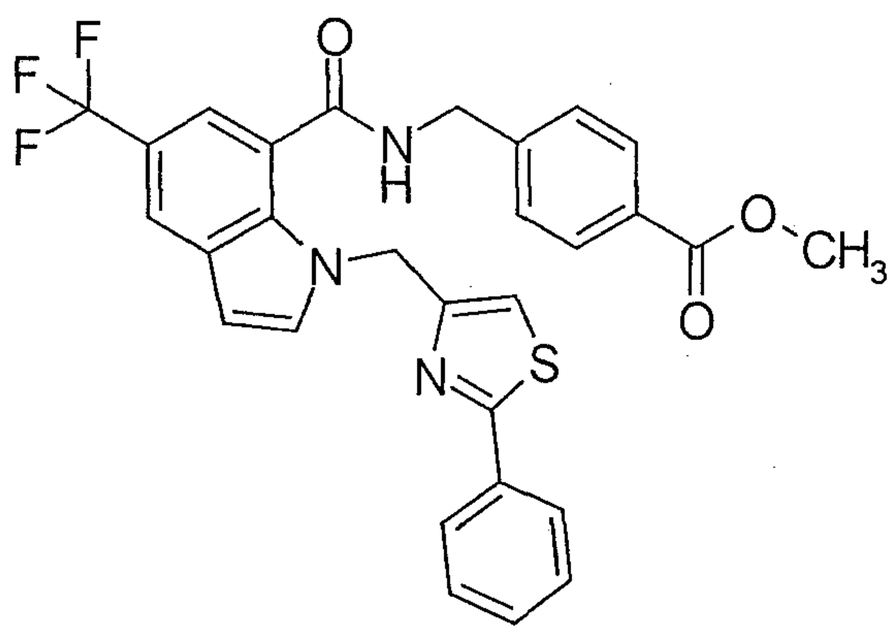
453	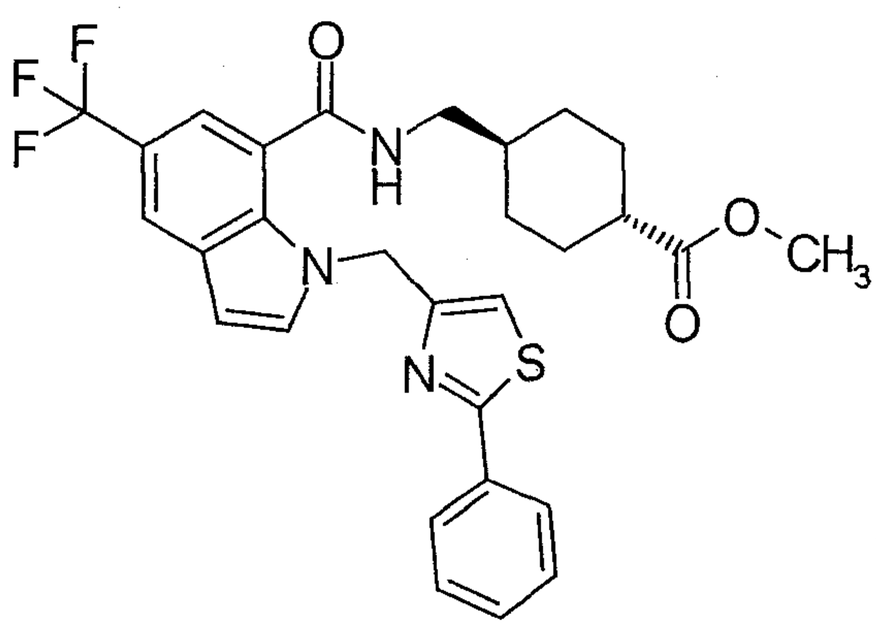

[0307]

[Table 114]

Pr	Structure
454	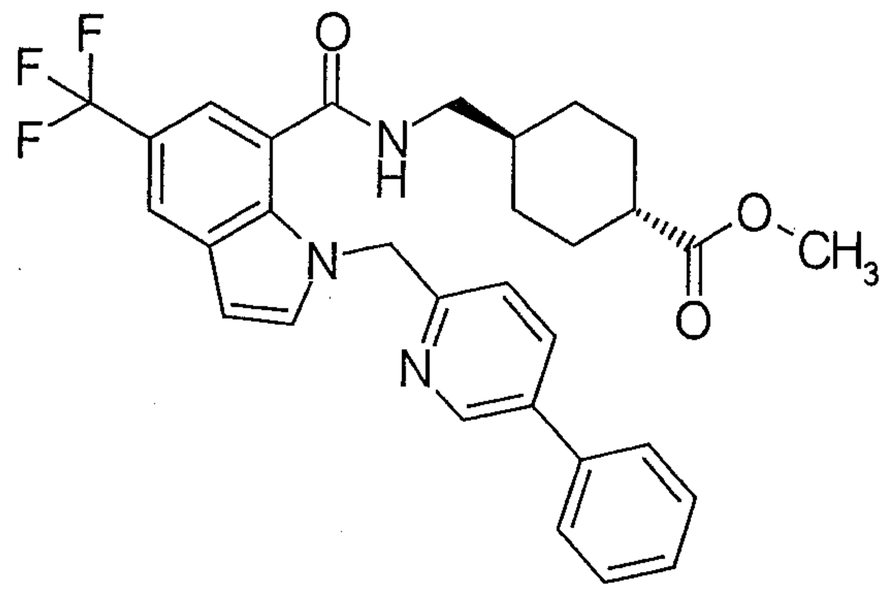
455	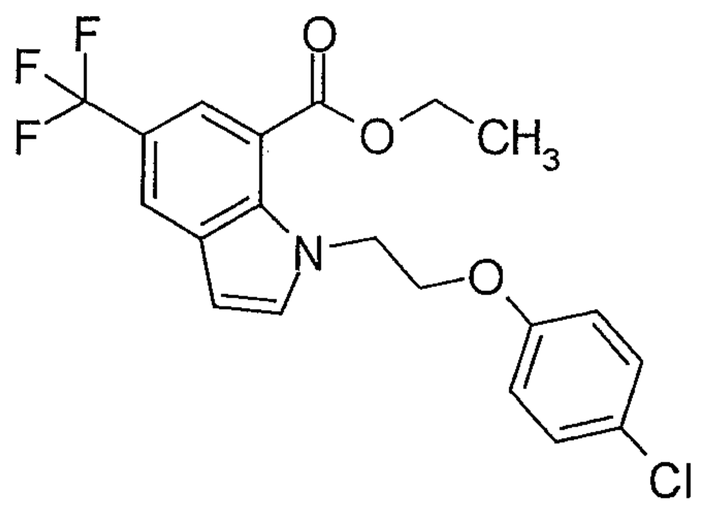
456	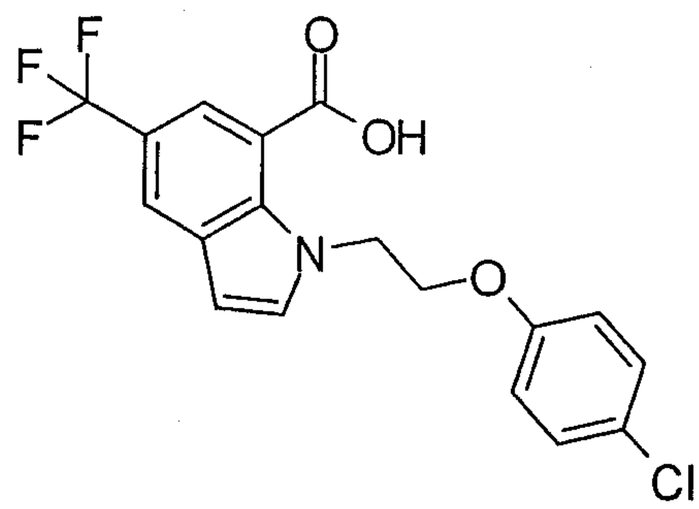
457	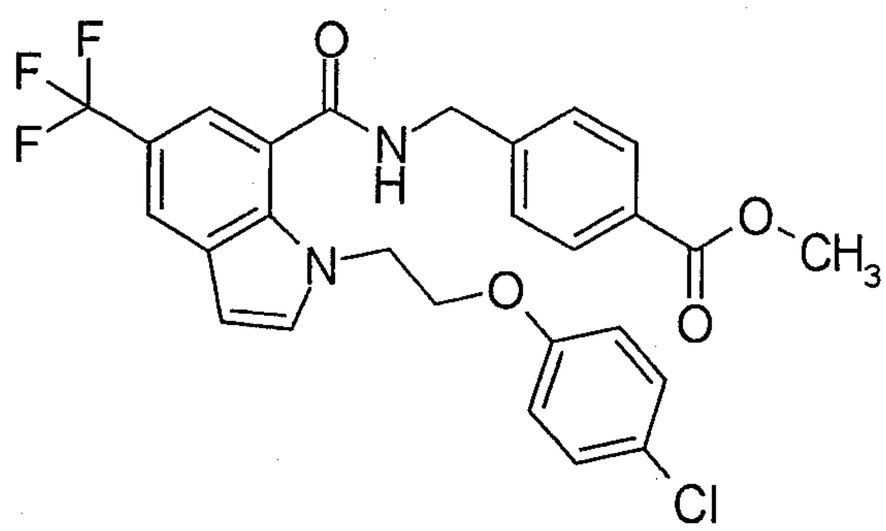

[0308]

[Table 115]

Pr	Structure
458	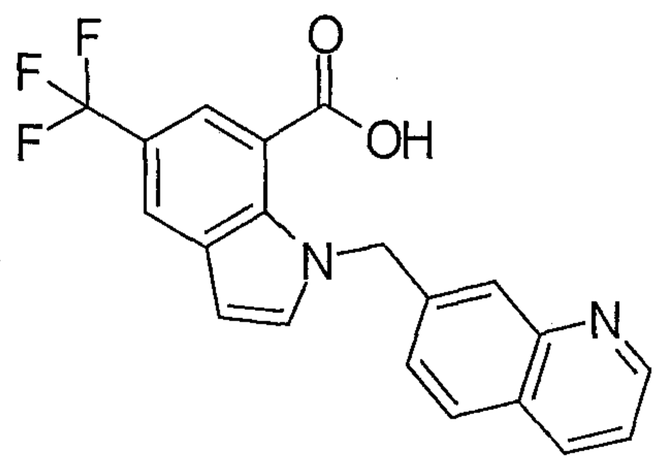
459	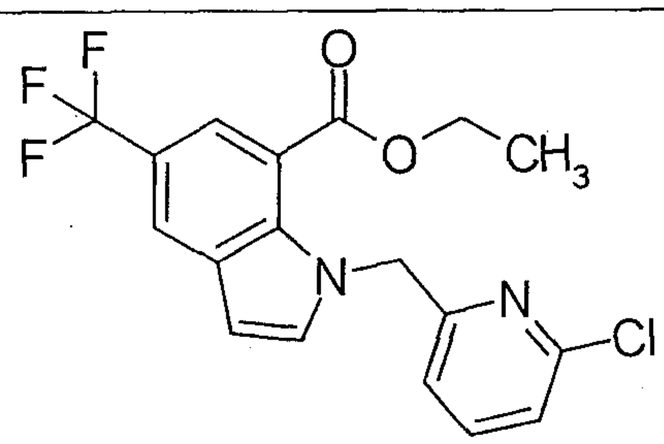
460	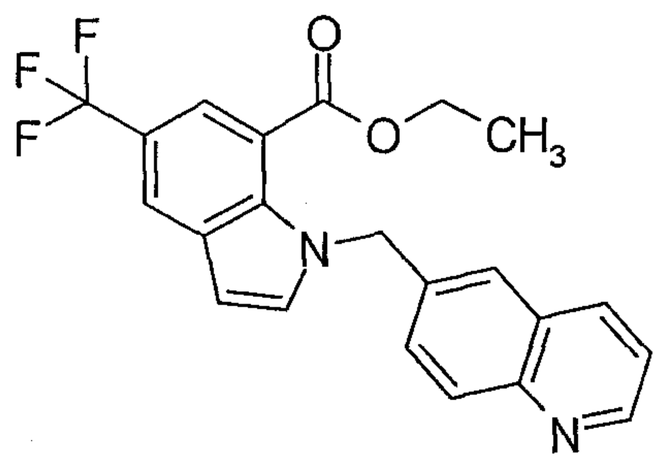
461	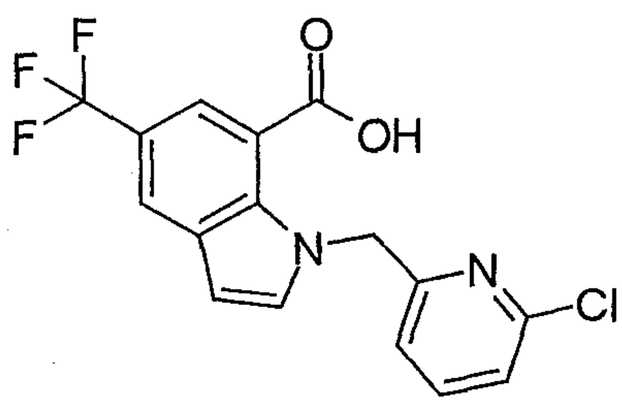
462	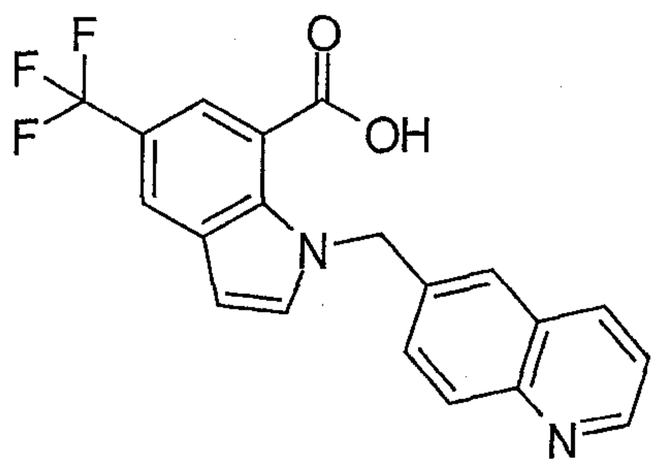

[0309]

[Table 116]

Pr	Structure
463	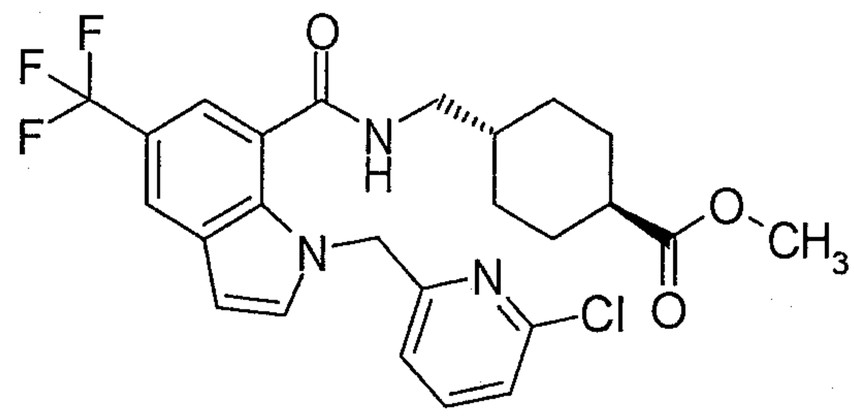
464	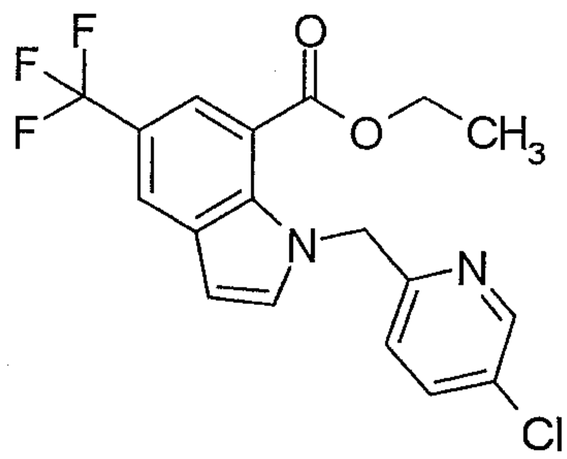
465	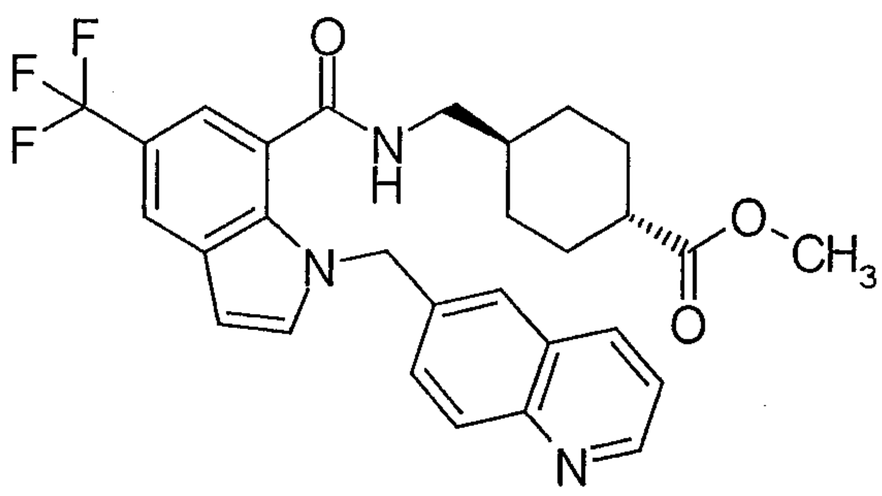
466	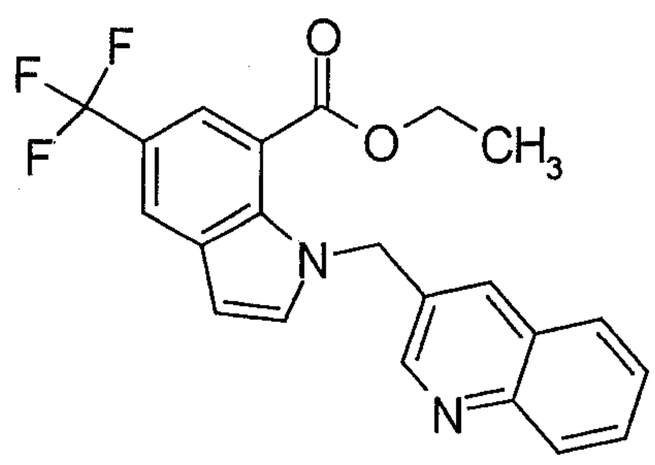

[0310]

[Table 117]

Pr	Structure
467	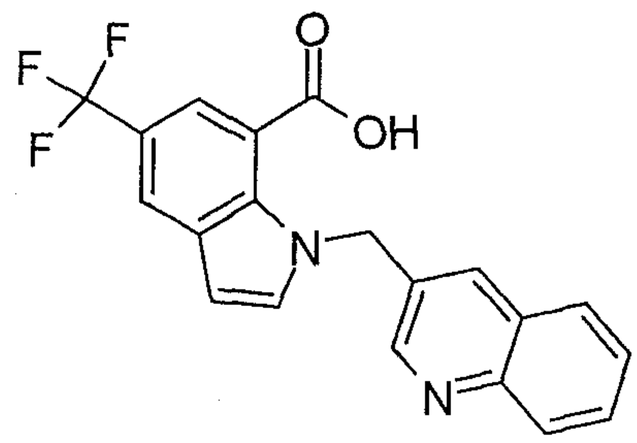
468	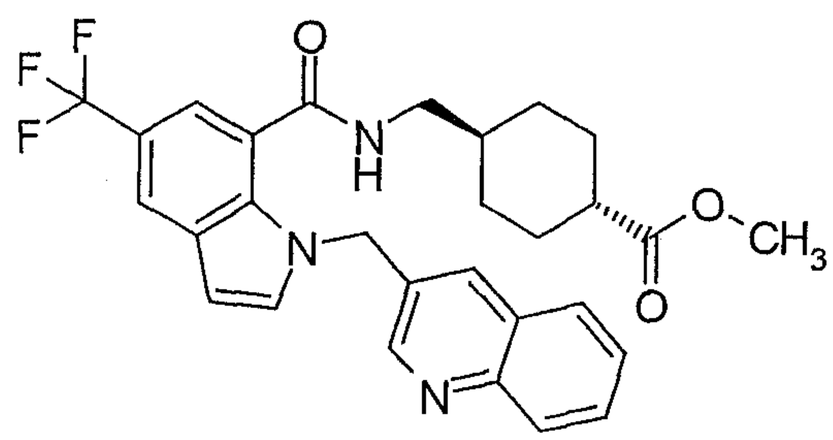
469	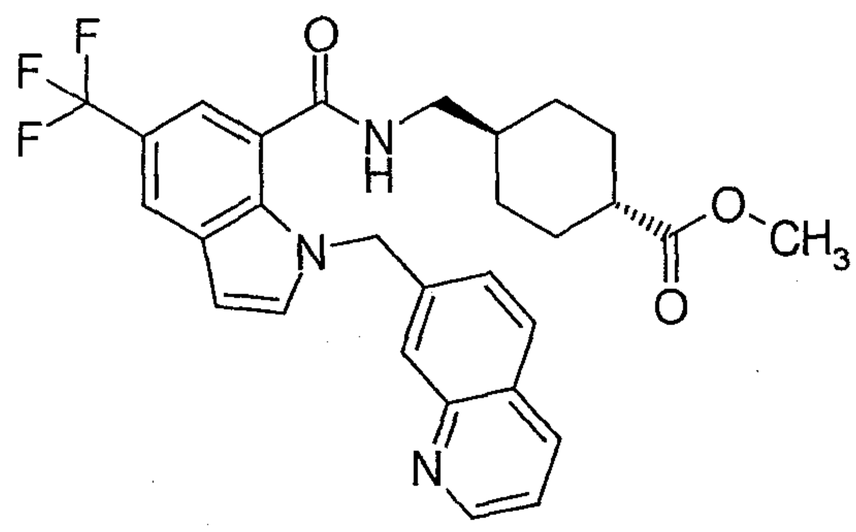
470	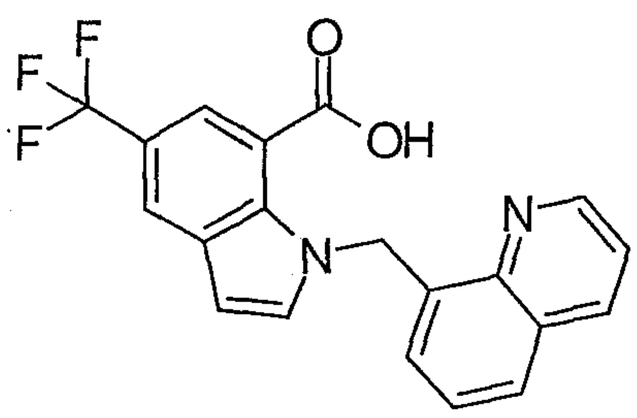

[0311]

[Table 118]

Pr	Structure
471	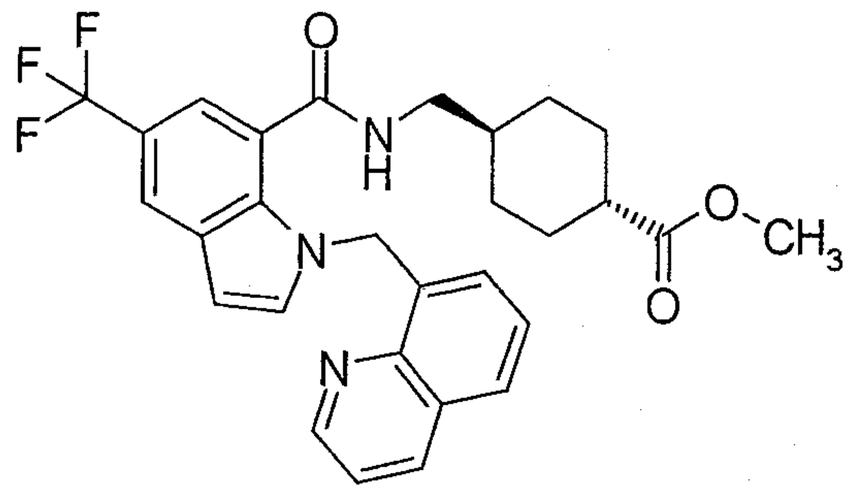
472	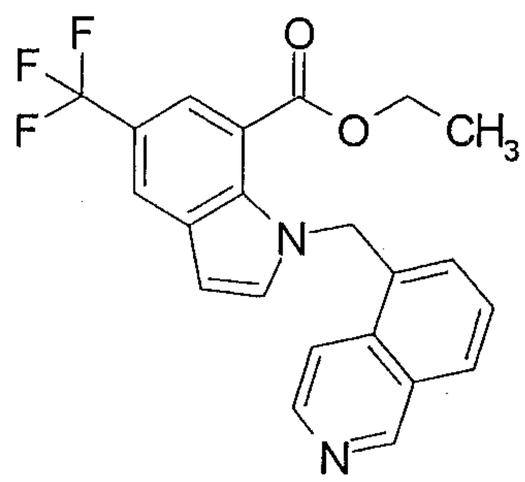
473	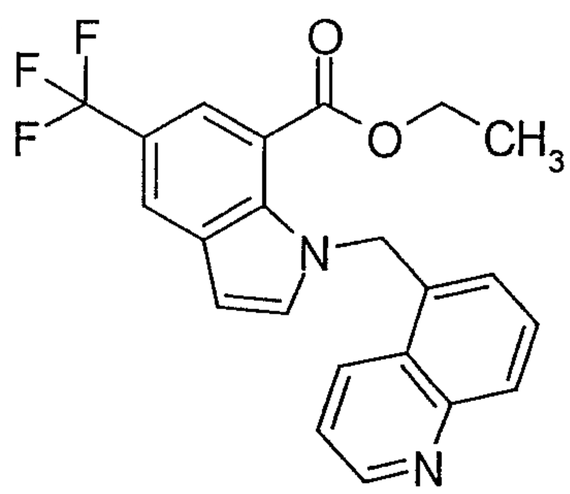
474	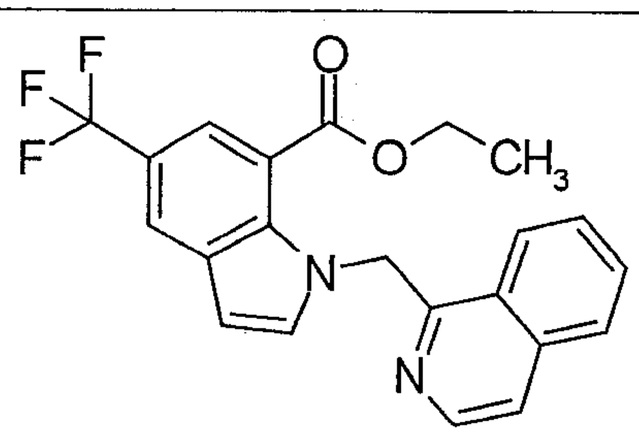

[0312]

[Table 119]

Pr	Structure
475	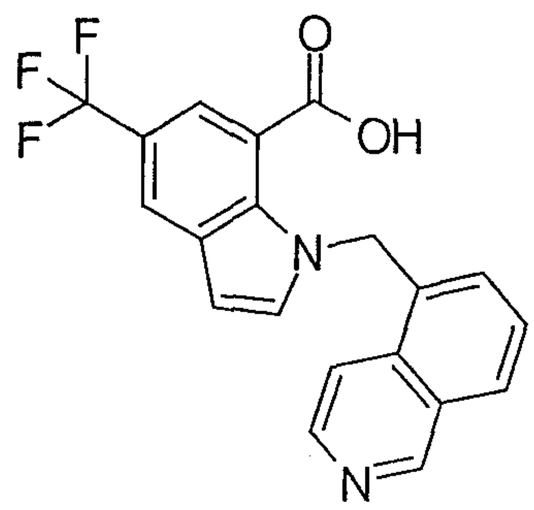
476	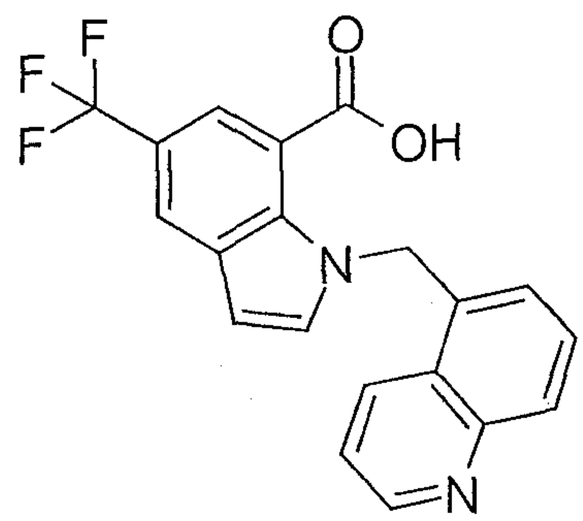
477	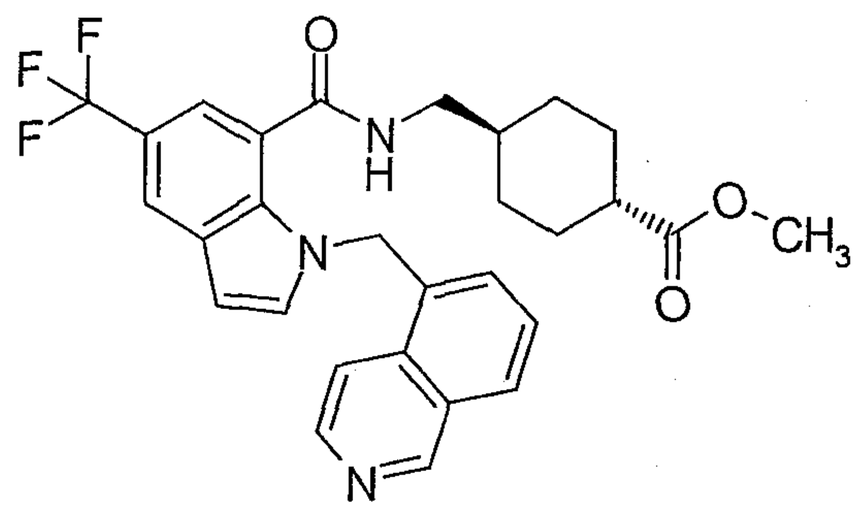
478	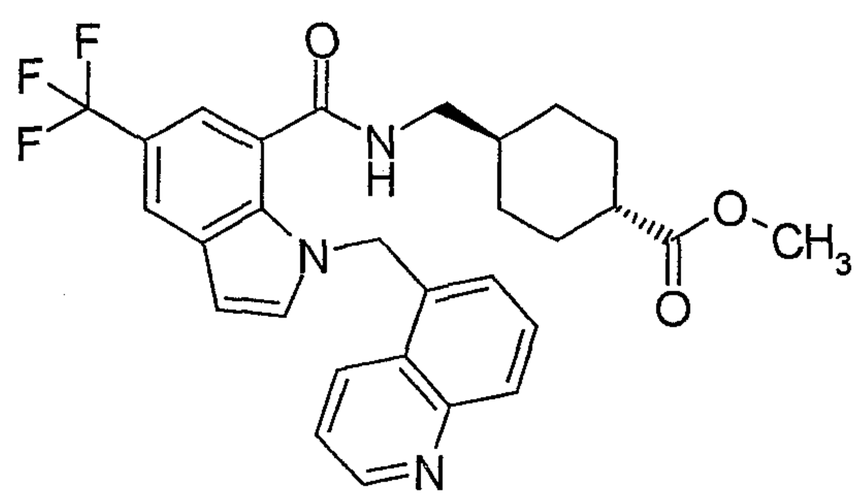

[0313]

[Table 120]

Pr	Structure
479	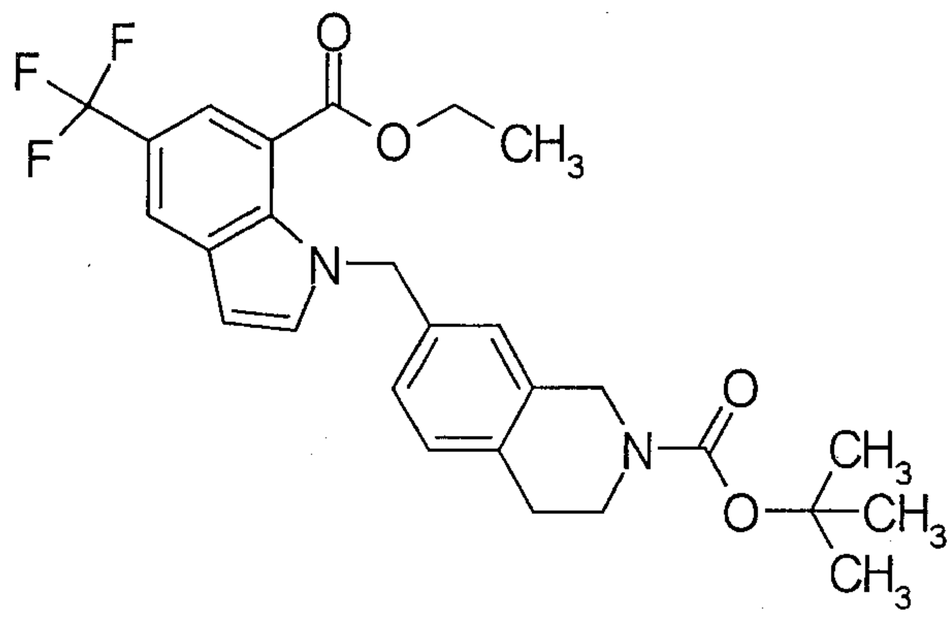
480	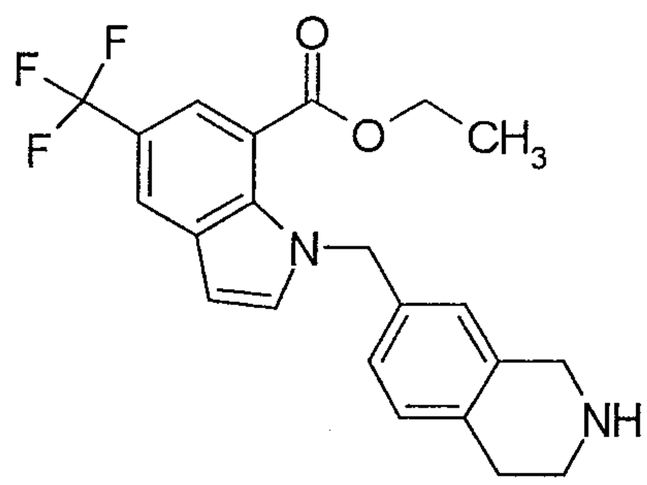
481	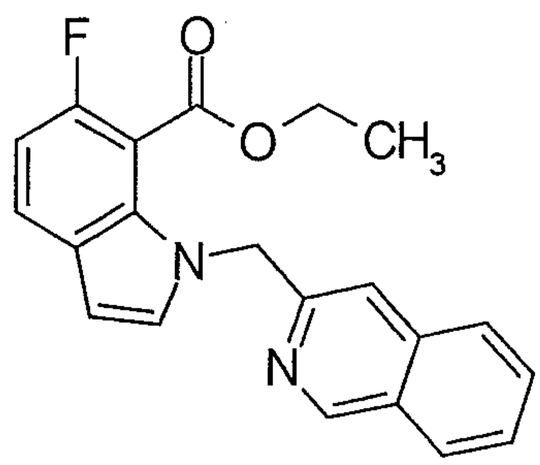
482	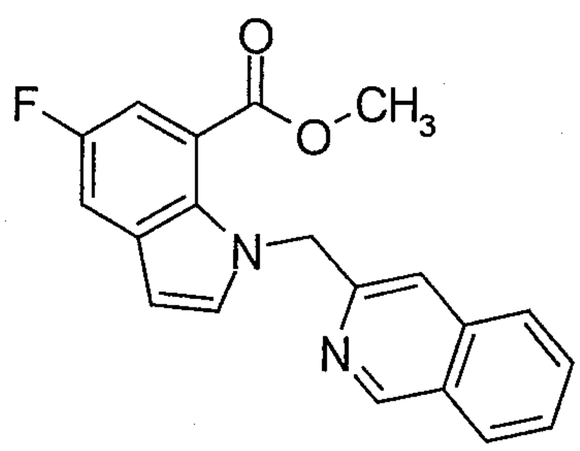

[0314]

[Table 121]

Pr	Structure
483	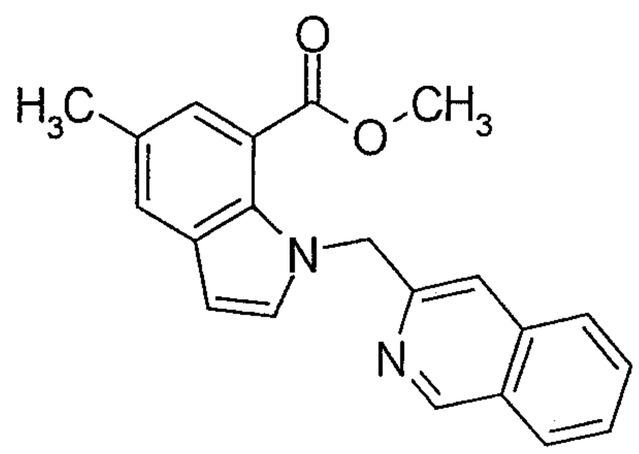
484	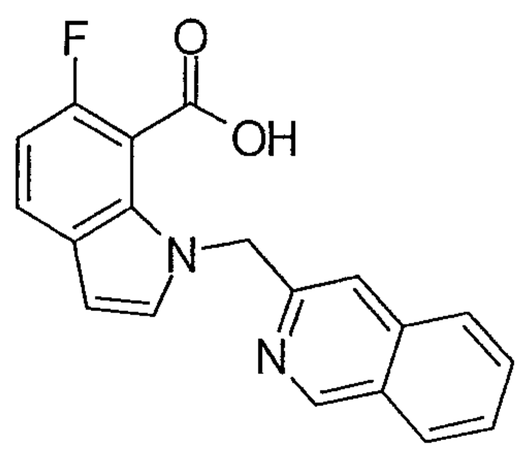
485	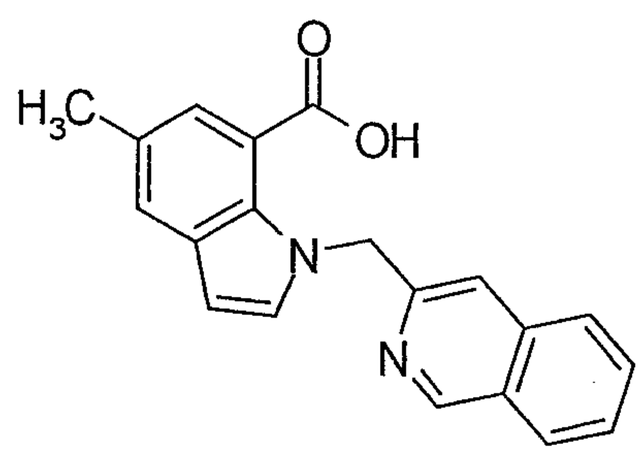
486	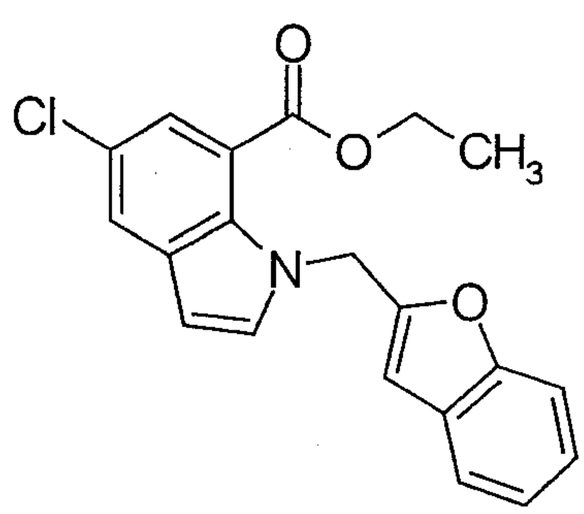

[0315]

[Table 122]

Pr	Structure
487	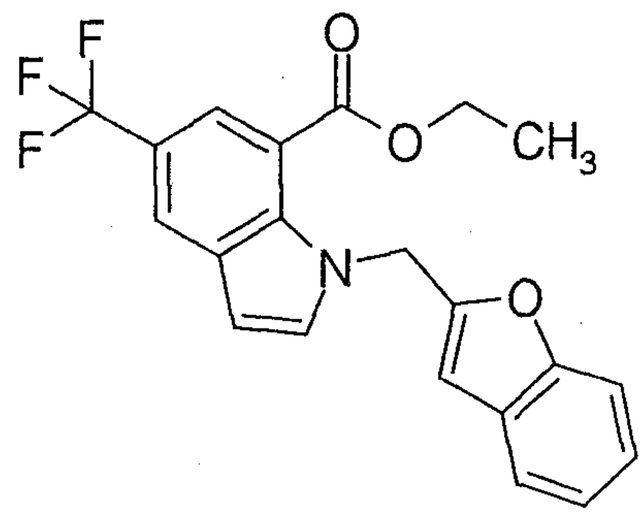
488	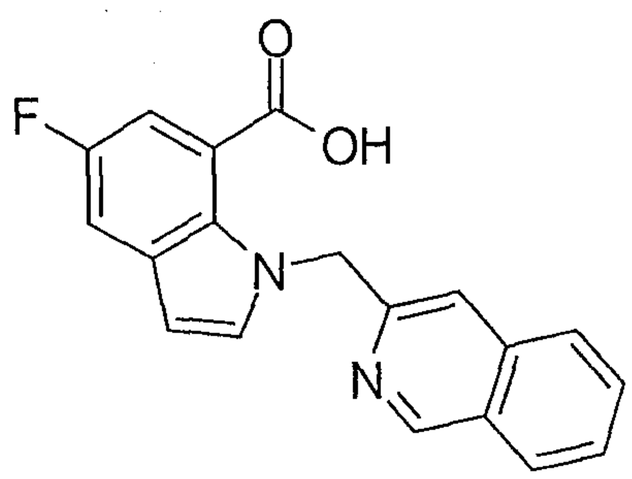
489	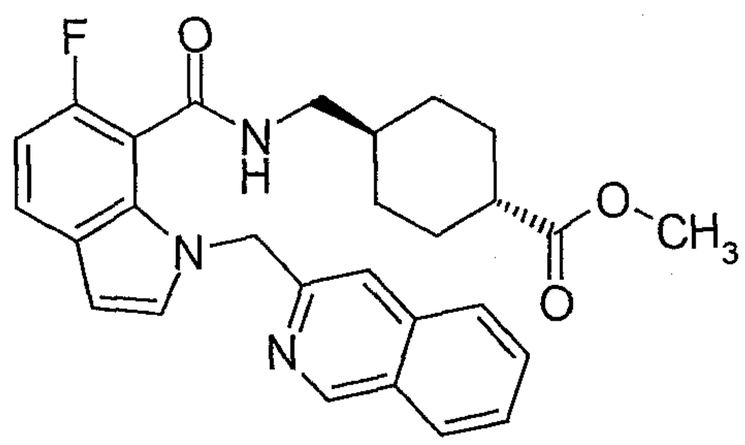
490	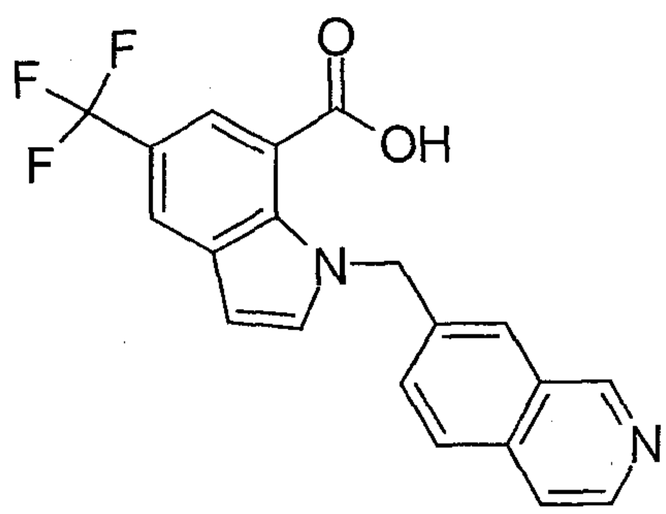

[0316]

[Table 123]

Pr	Structure
491	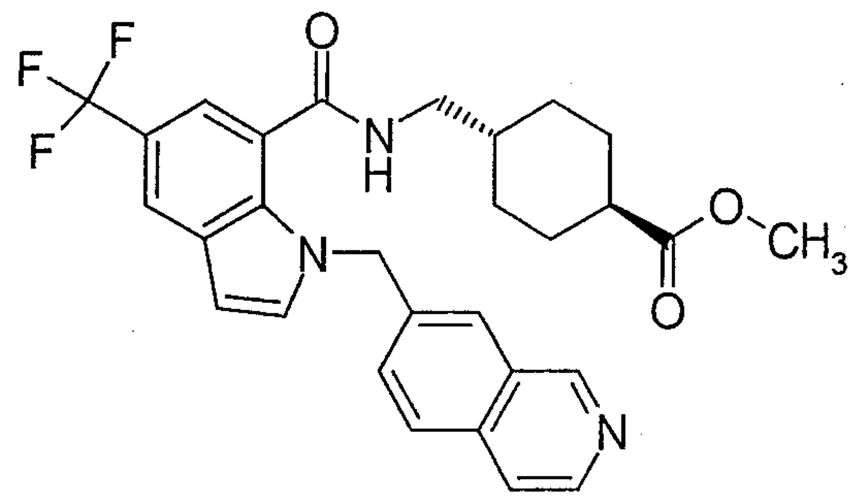
492	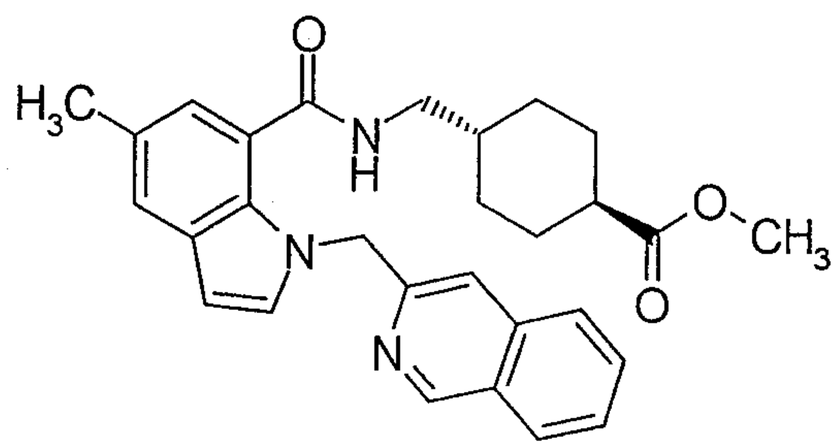
493	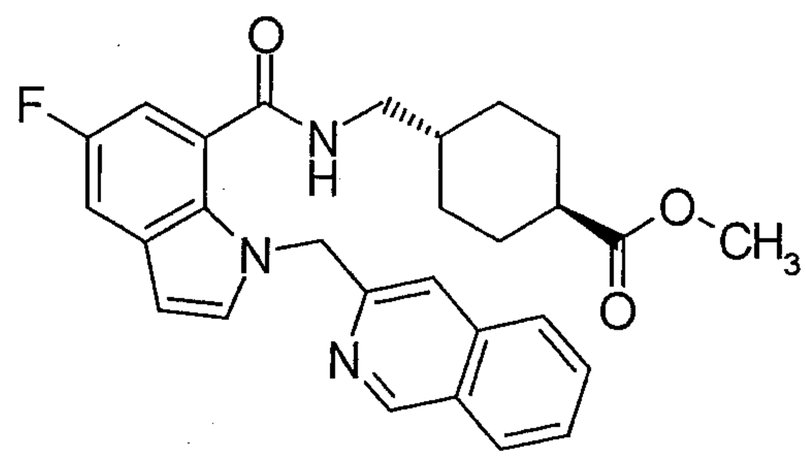
494	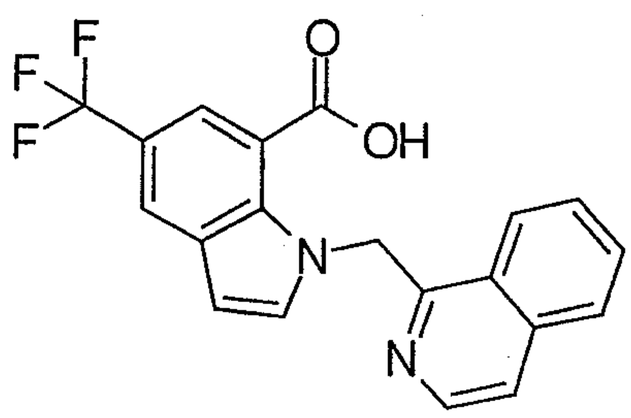

[0317]

[Table 124]

Pr	Structure
495	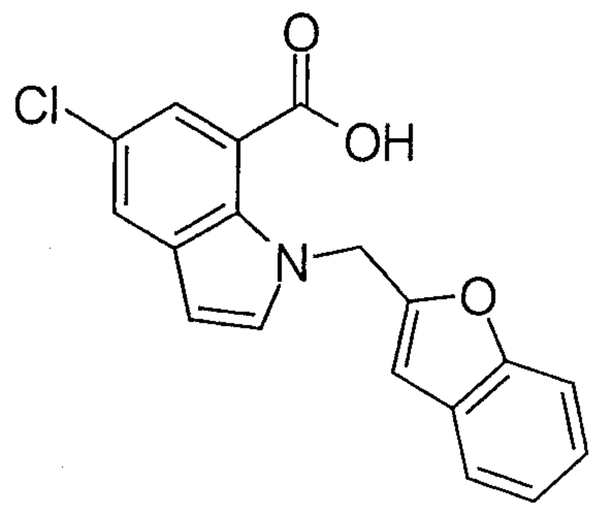
496	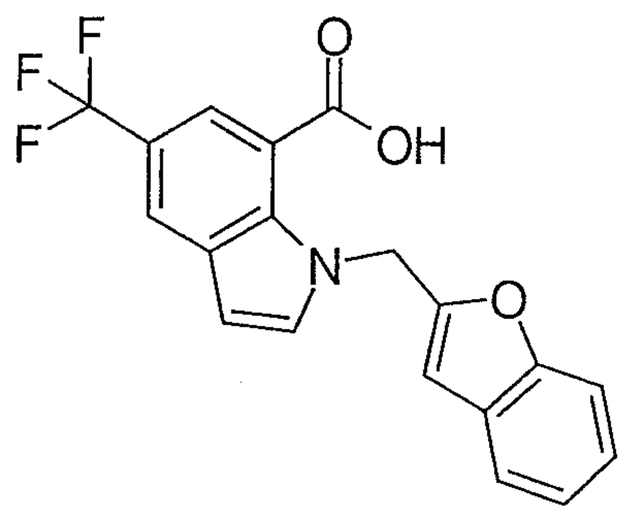
497	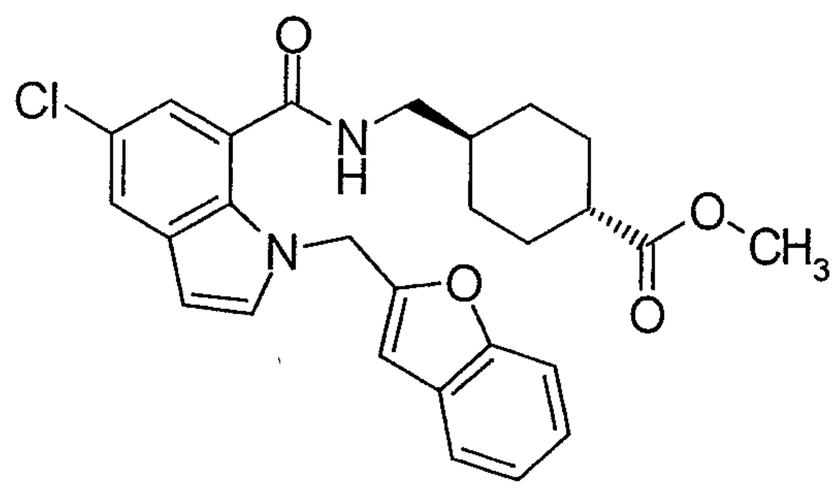
498	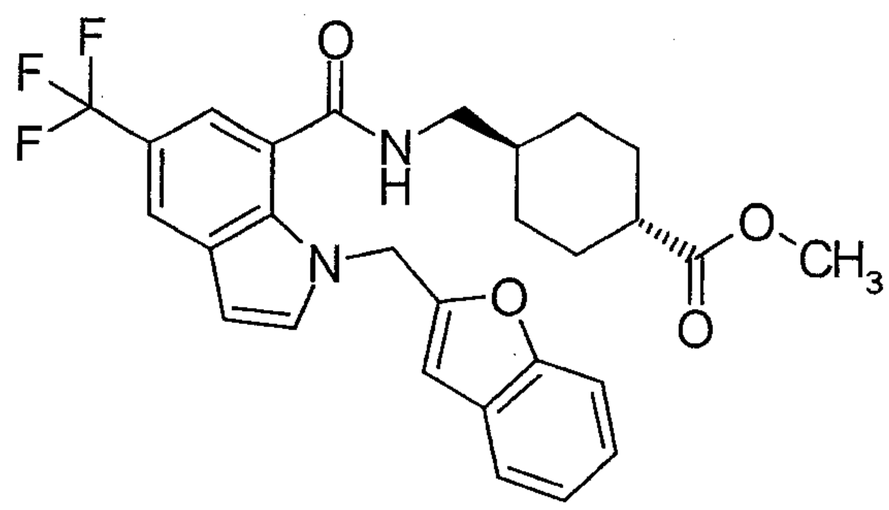

[0318]

[Table 125]

Pr	Structure
499	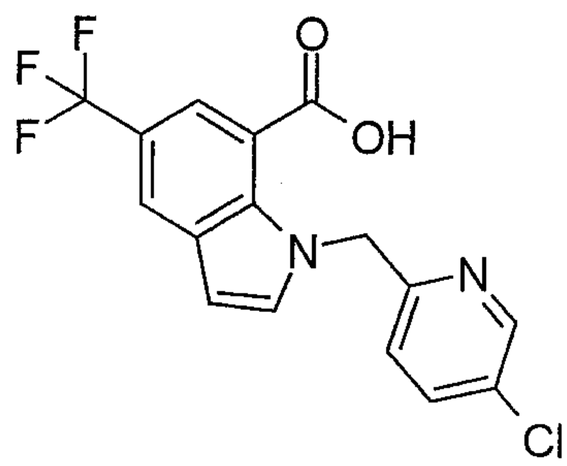
500	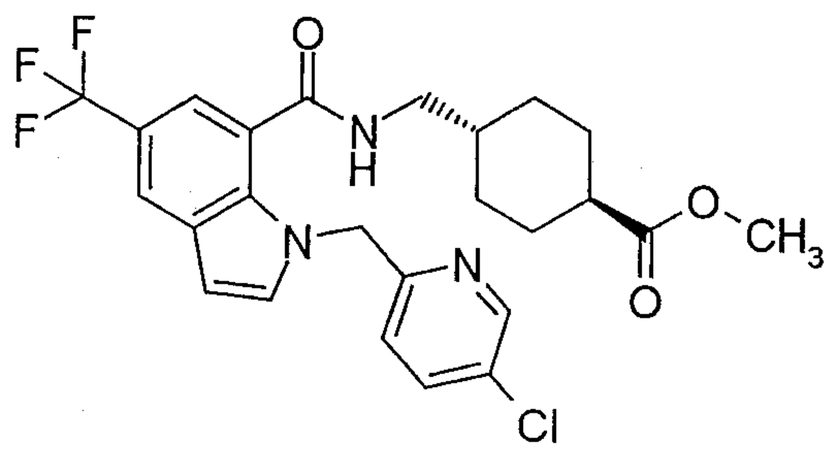
501	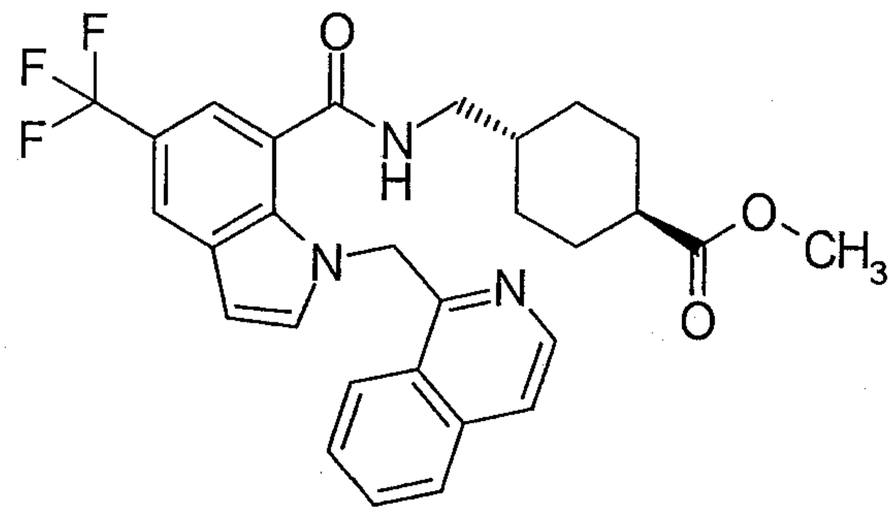
502	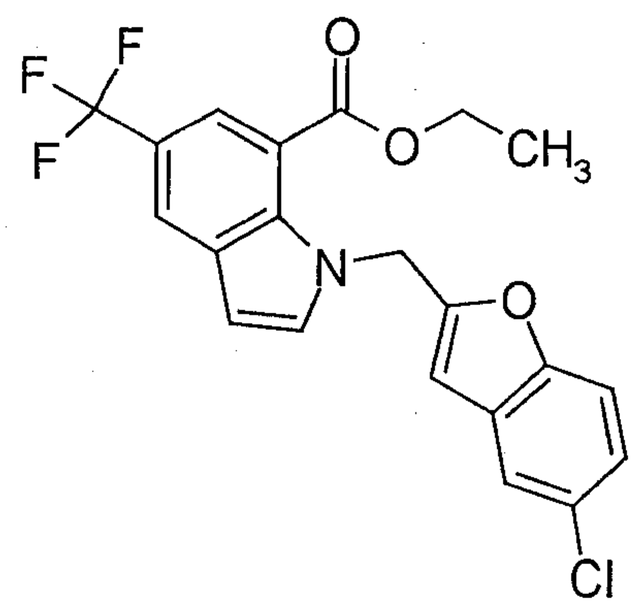

[0319]

[Table 126]

Pr	Structure
503	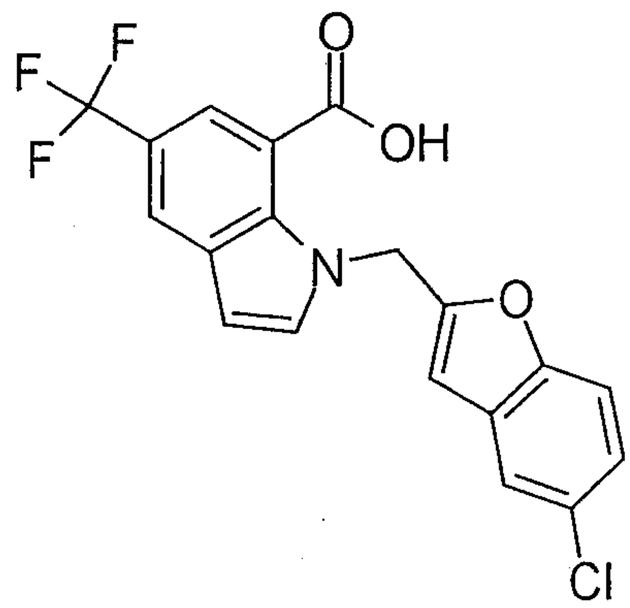
504	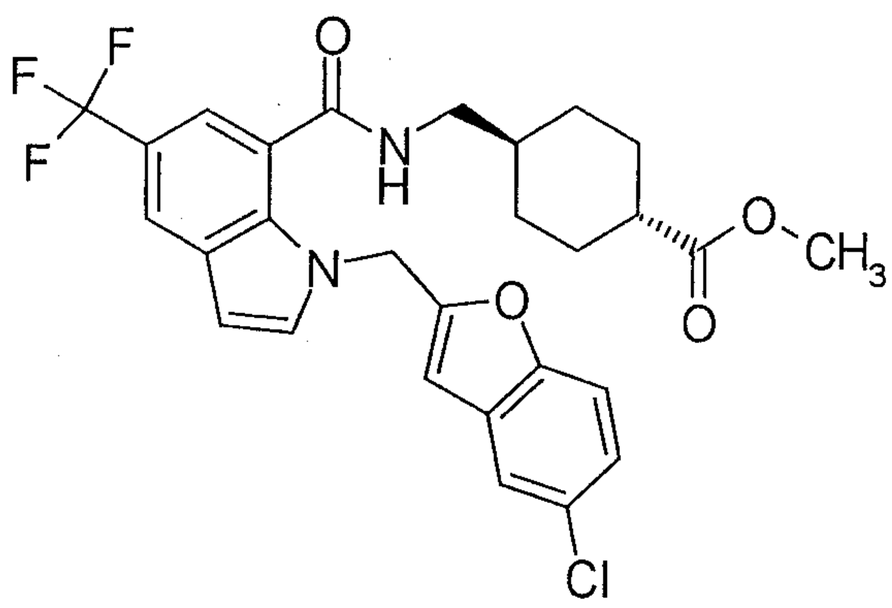
505	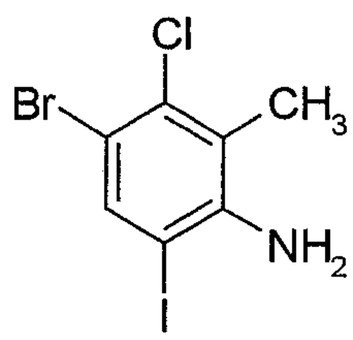
506	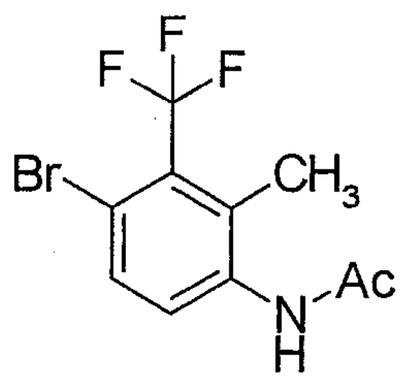

[0320]

[Table 127]

Pr	Structure
507	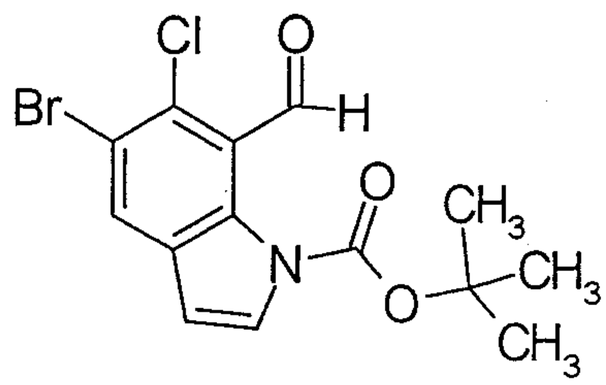
508	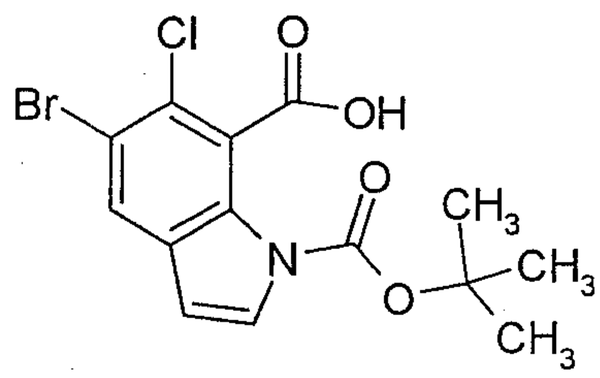
509	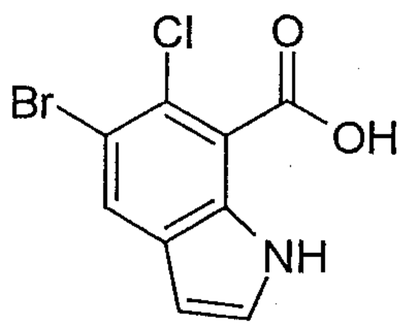
510	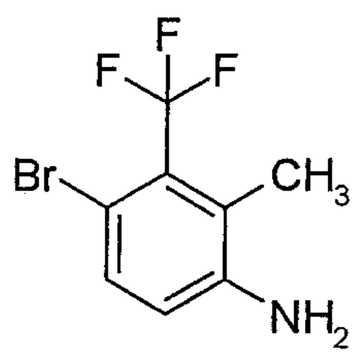
511	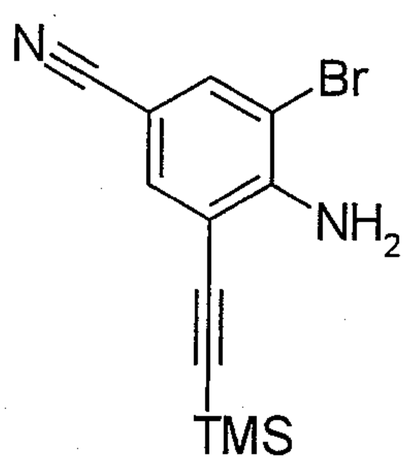

[0321]

[Table 128]

Pr	Structure
512	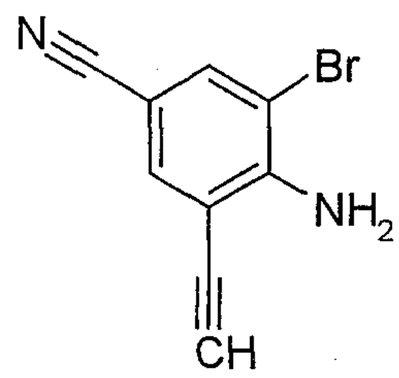
513	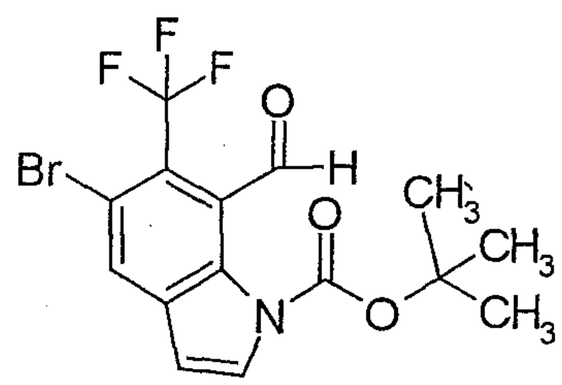
514	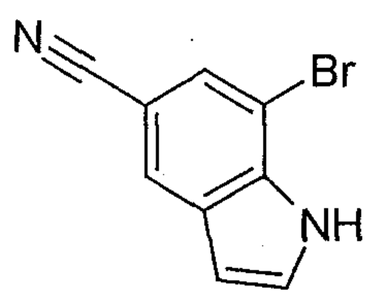
515	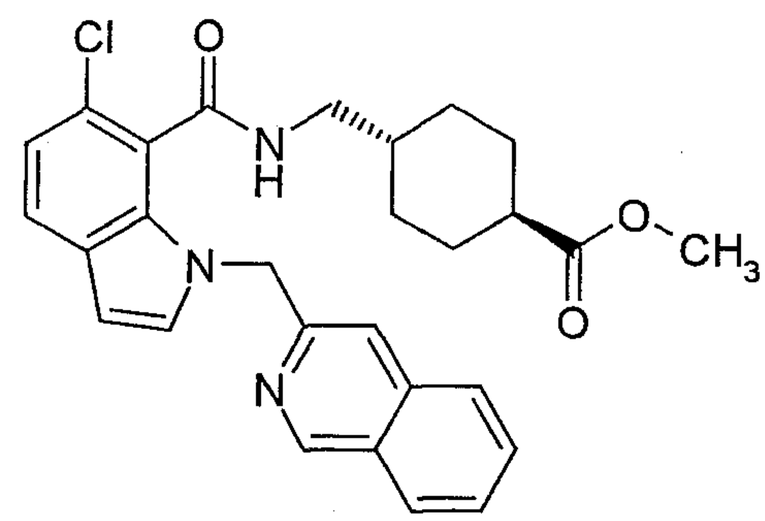
516	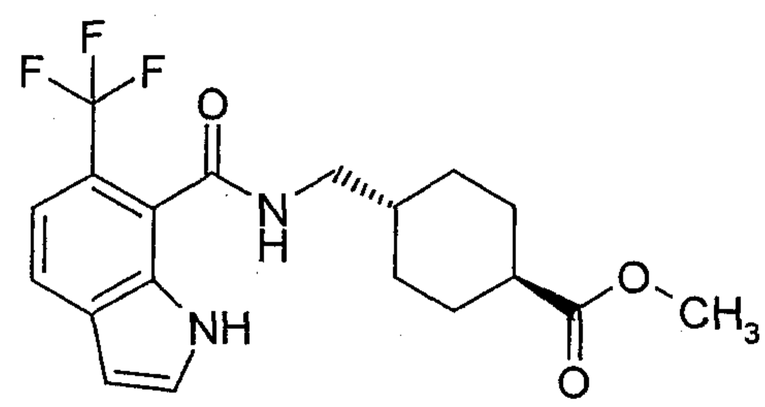

[0322]

[Table 129]

Pr	Structure
517	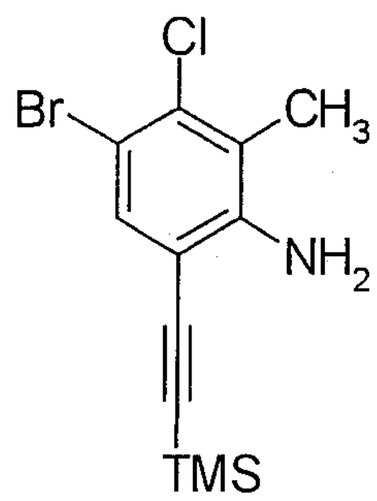
518	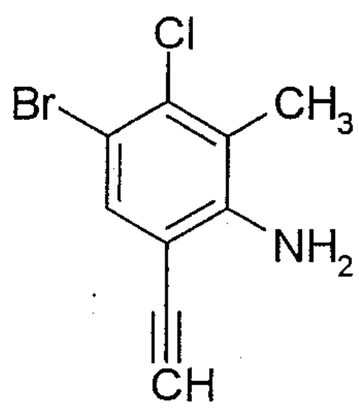
519	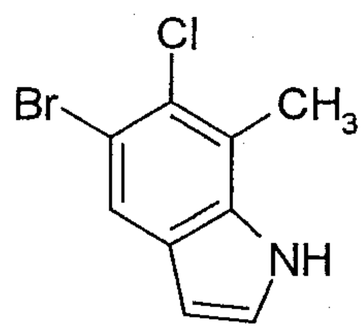
520	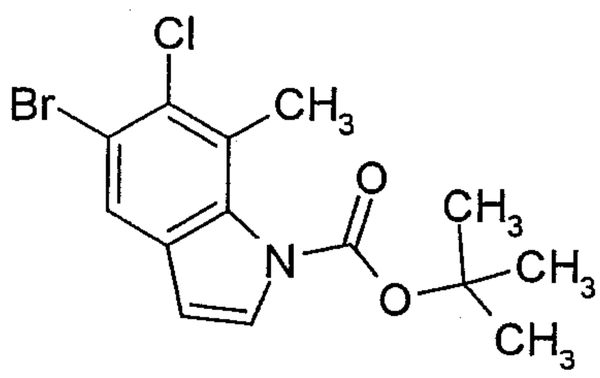
521	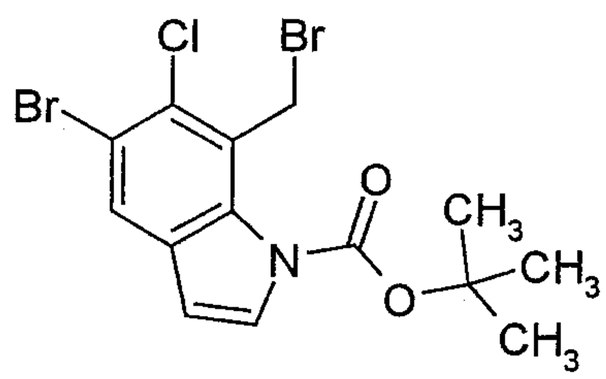

[0323]

[Table 130]

Pr	Structure
522	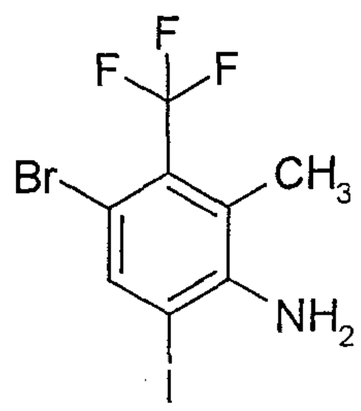
523	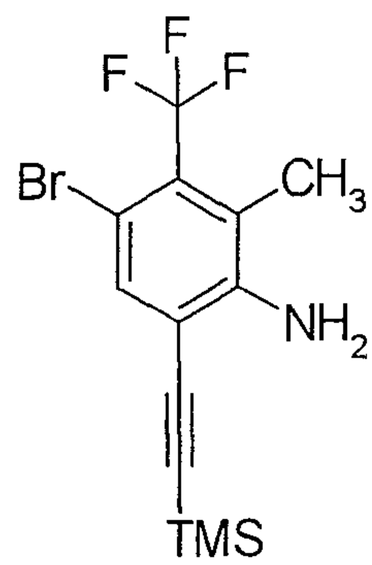
524	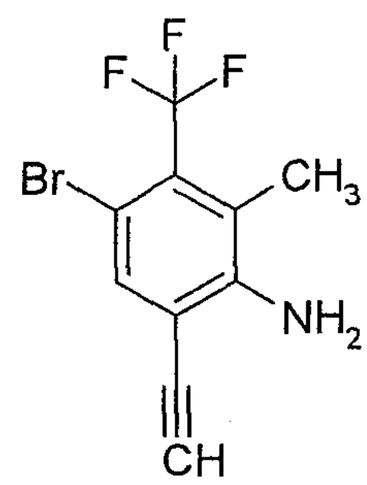
525	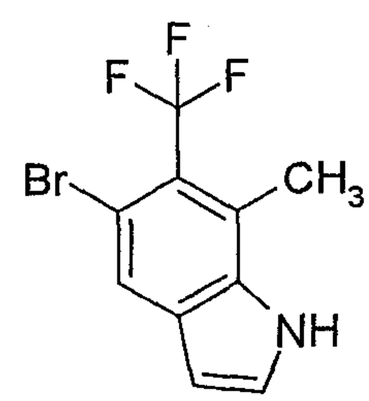

[0324]

[Table 131]

Pr	Structure
526	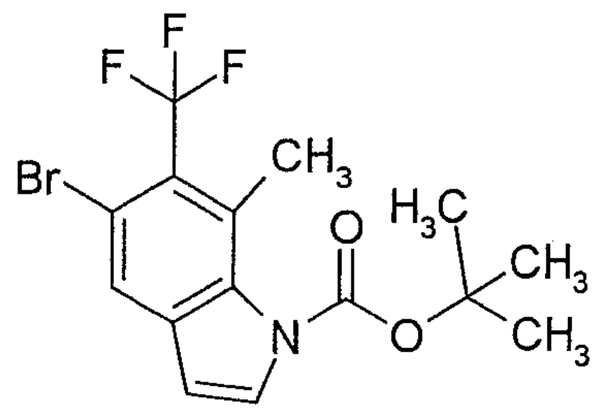
527	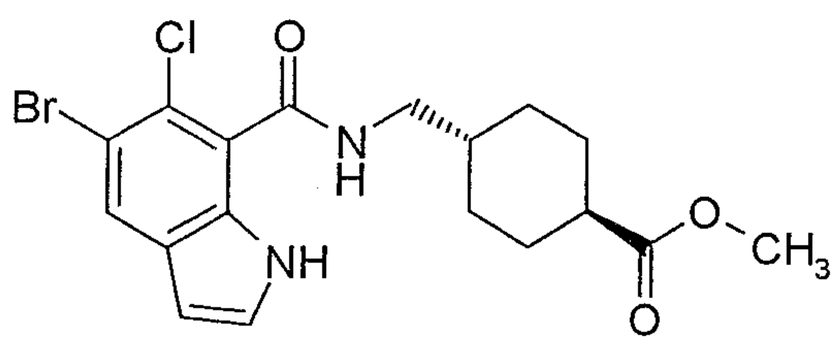
528	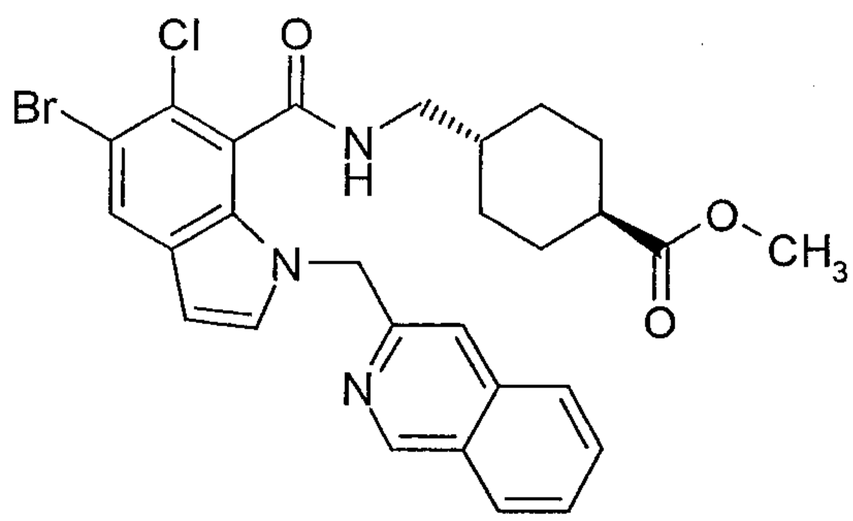
529	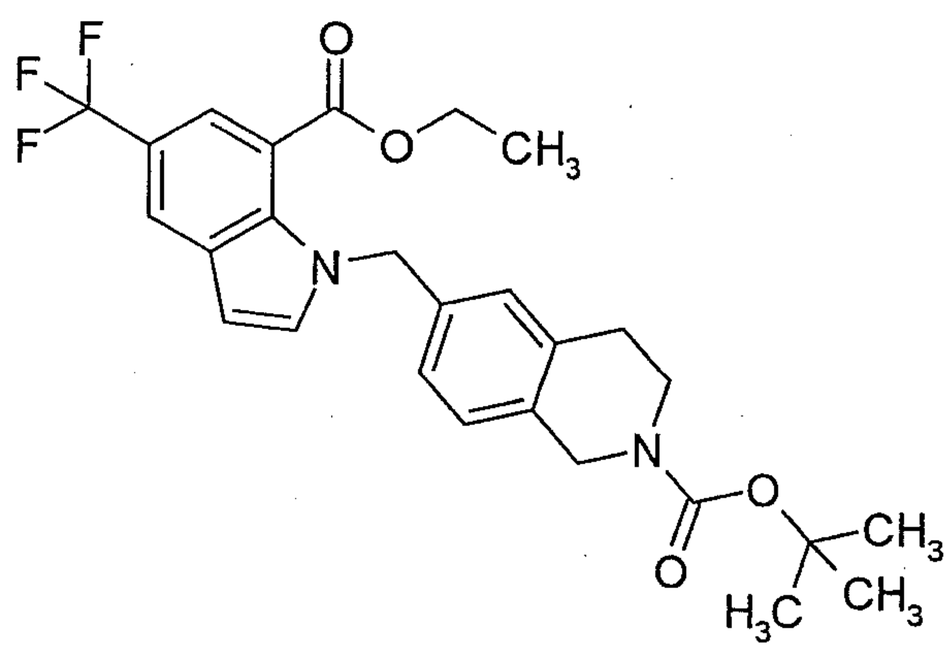

[0325]

[Table 132]

Pr	Structure
530	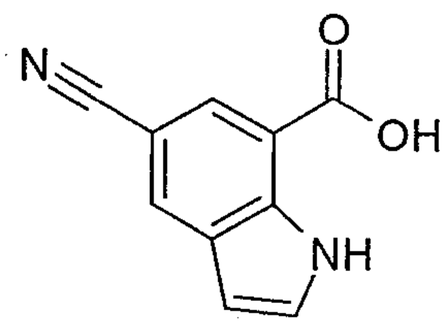
531	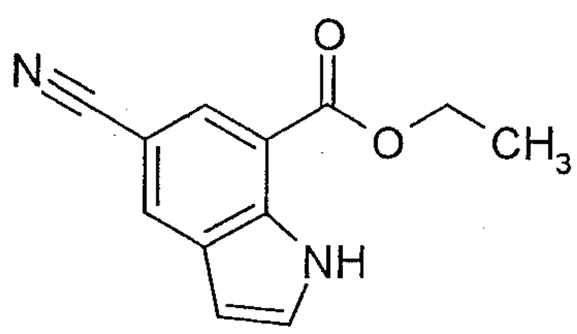
532	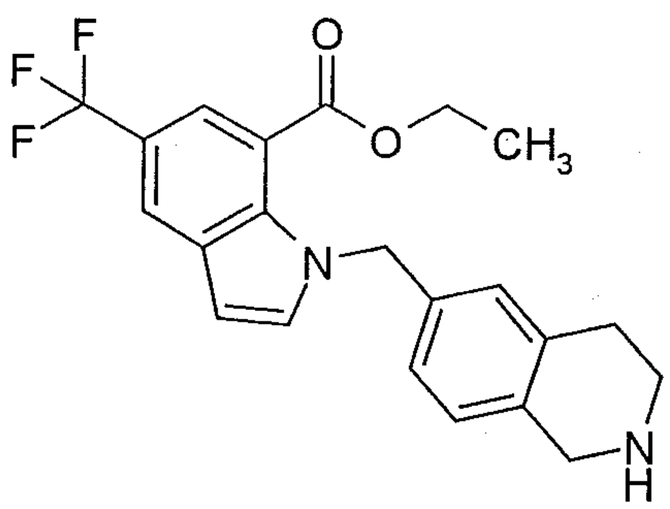
533	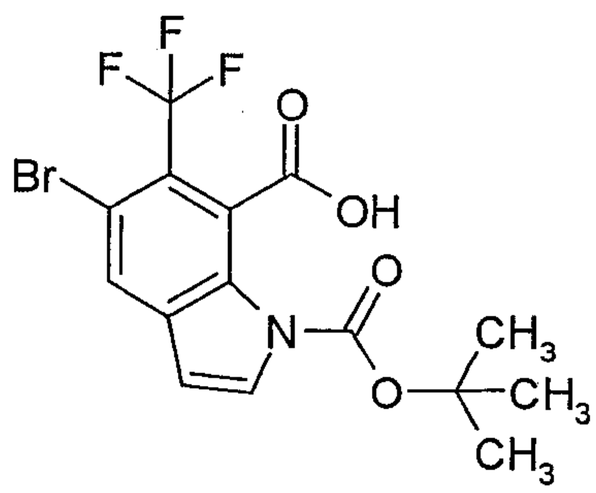
534	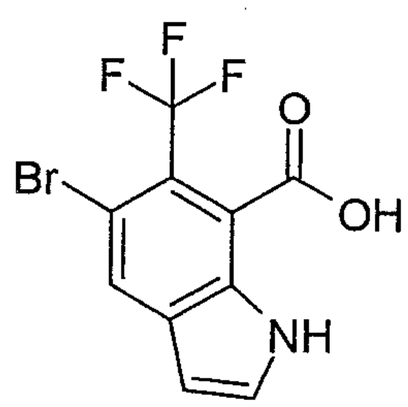

[0326]

[Table 133]

Pr	Structure
535	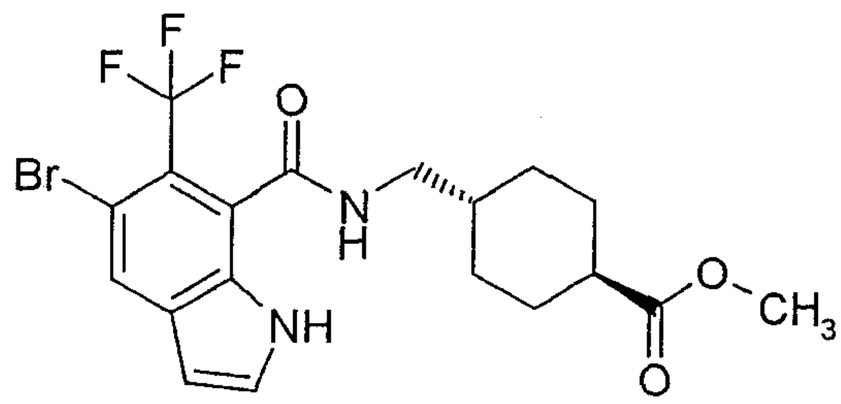
536	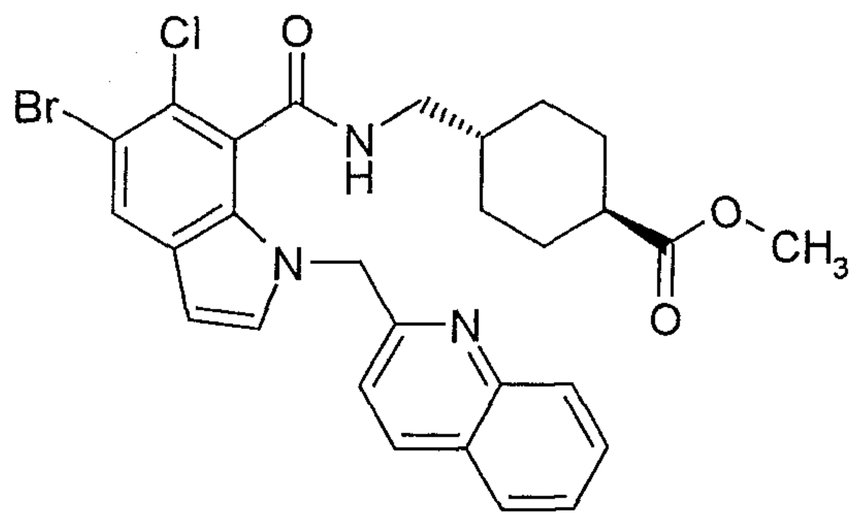
537	
538	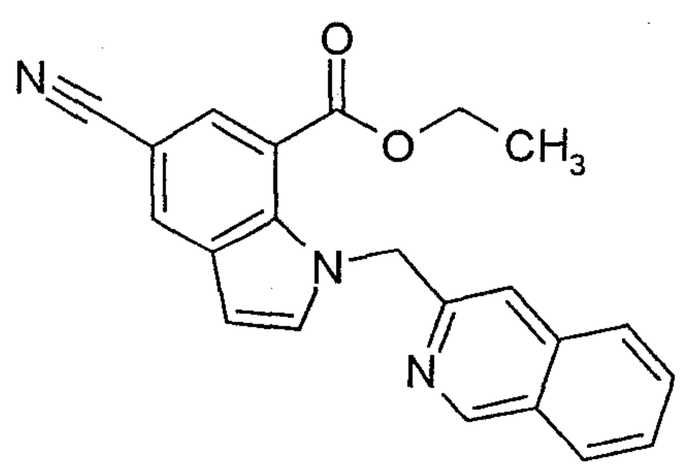

[0327]

[Table 134]

Pr	Structure
539	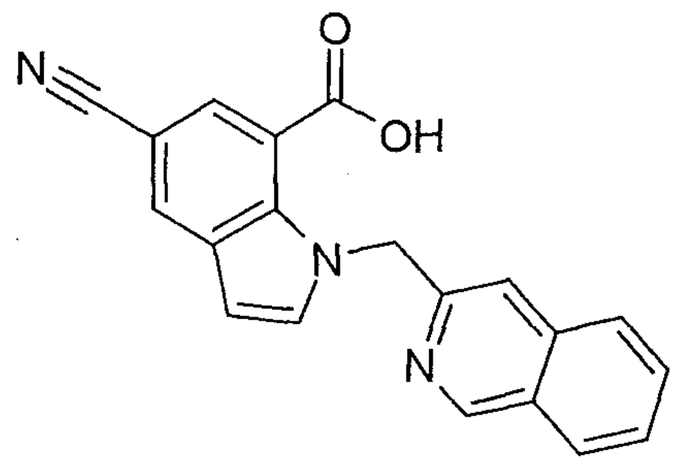
540	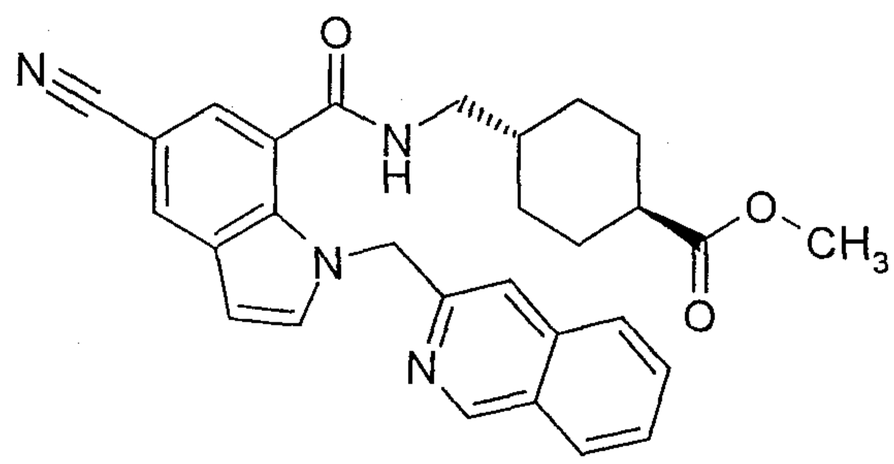
541	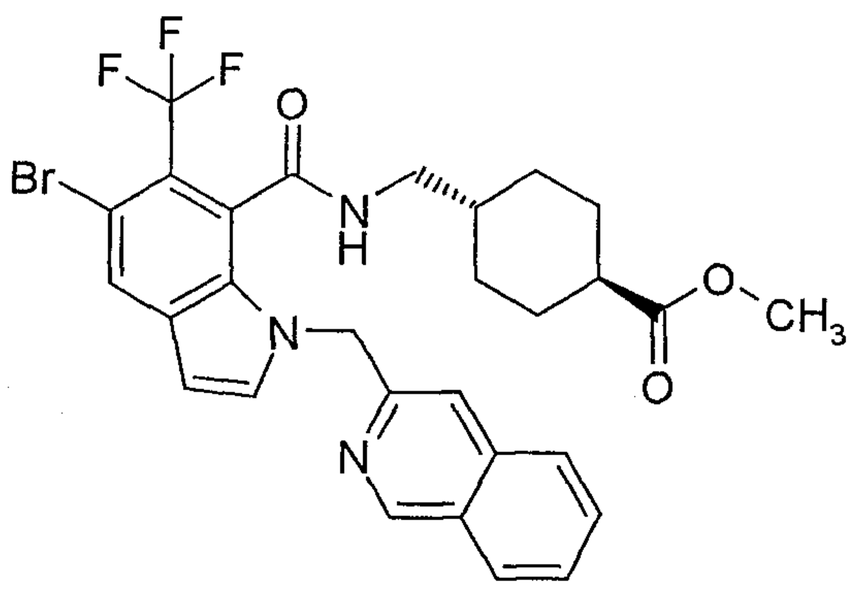
542	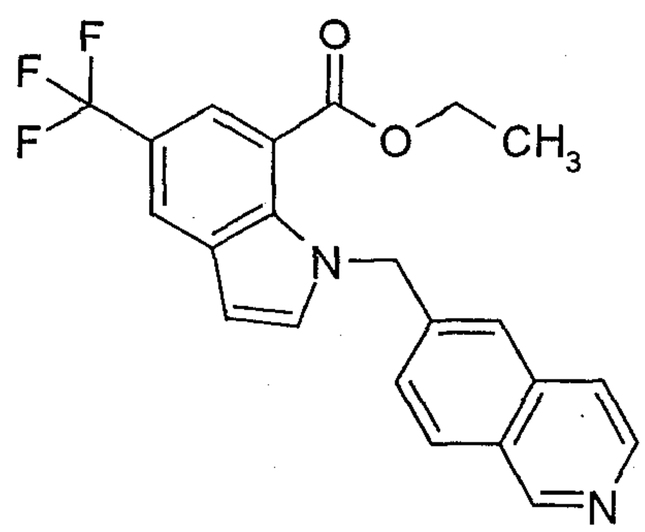

[0328]

[Table 135]

Pr	Structure
543	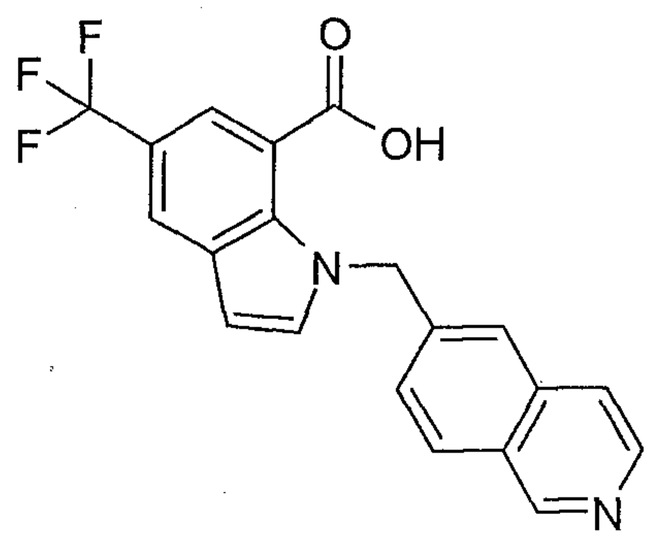
544	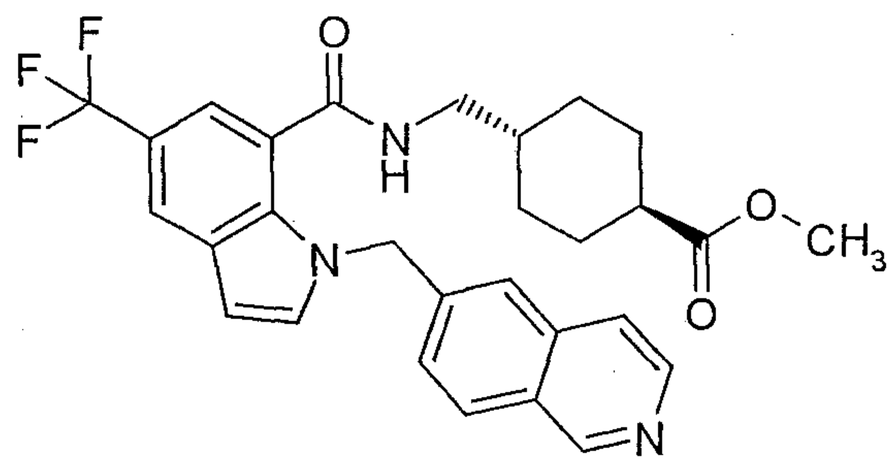
545	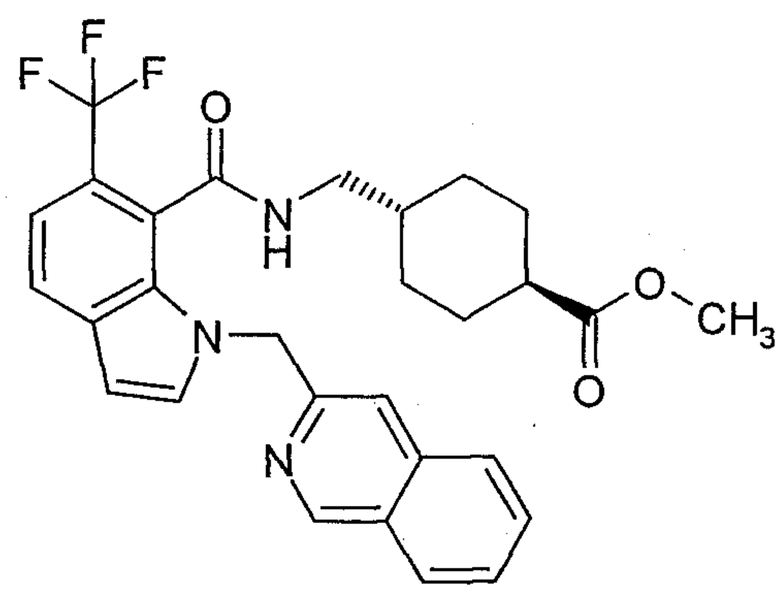
546	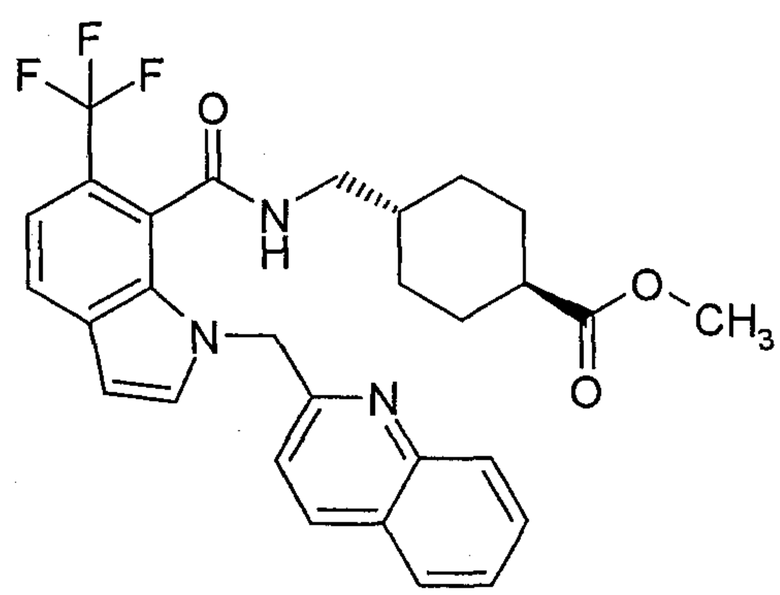

[0329]

[Table 136]

Pr	Structure
547	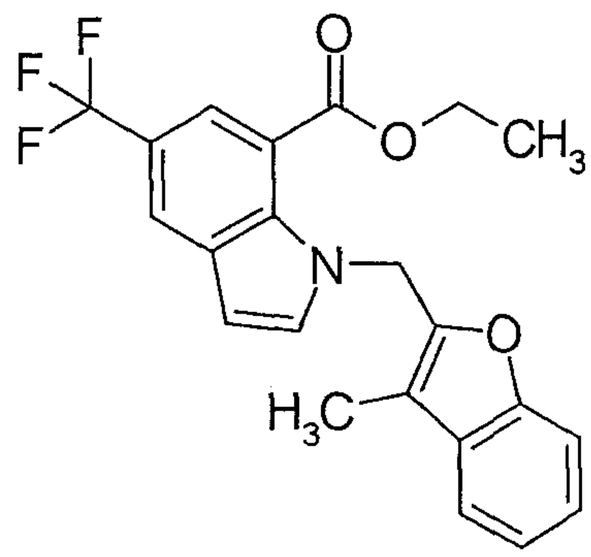
548	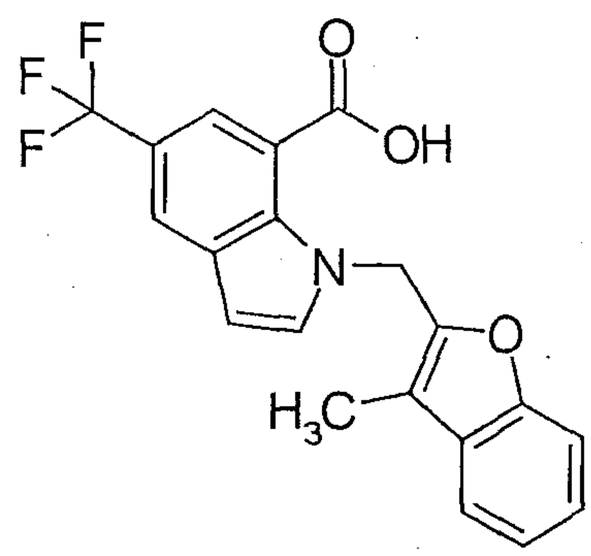
549	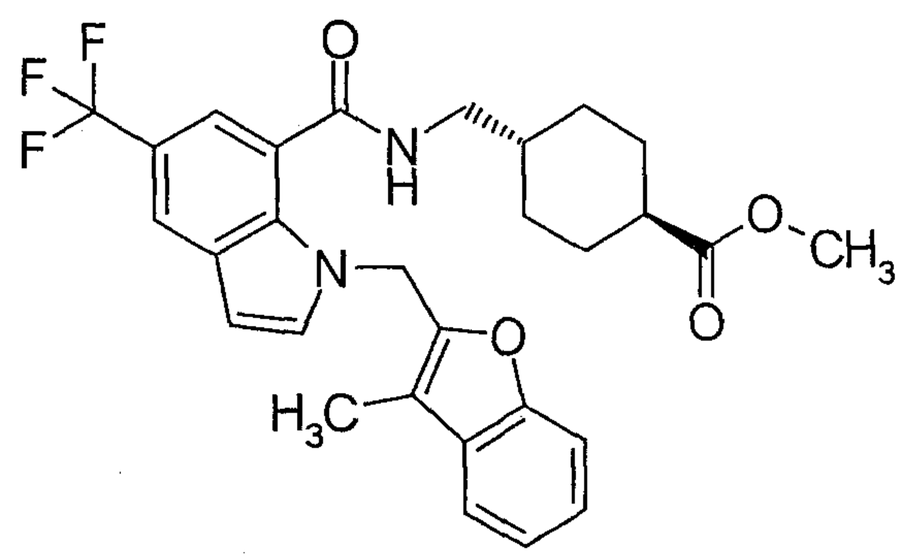

[0330]

[Table 137]

Ex	Structure
1/Cl	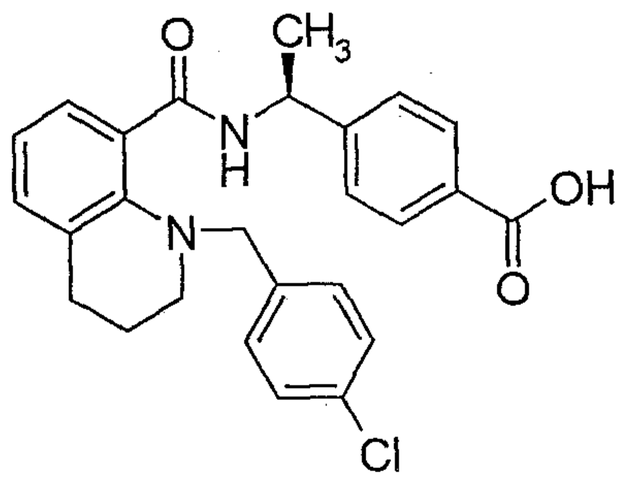
2	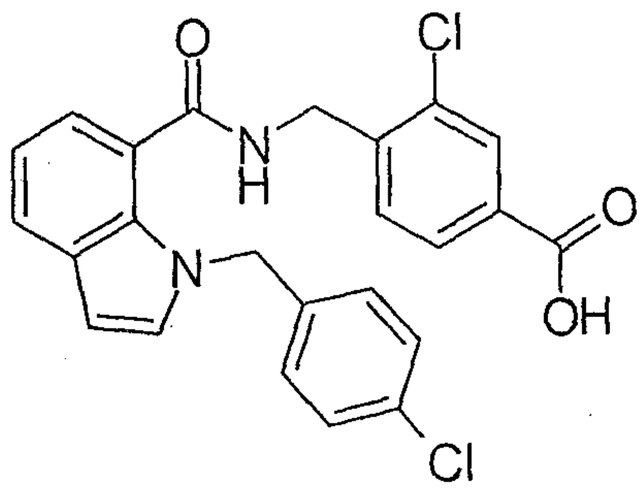
3	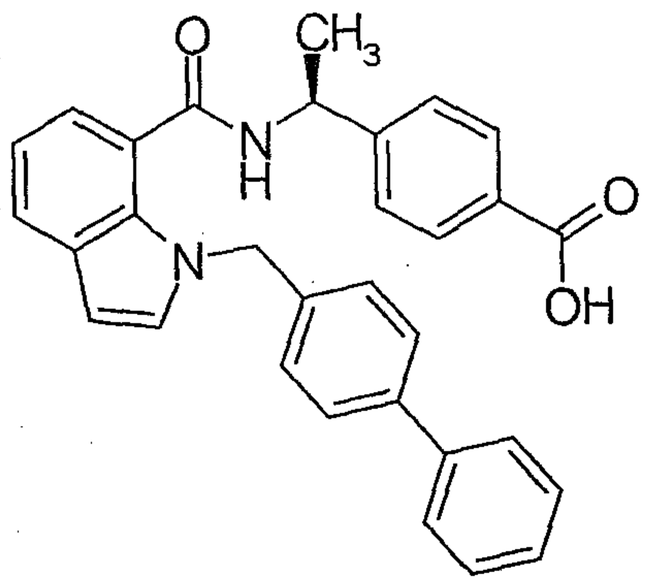
4	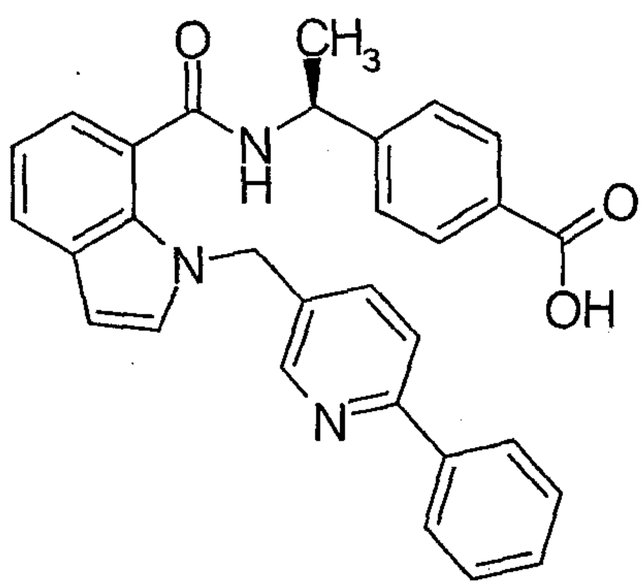

[0331]

[Table 138]

Ex	Structure
5	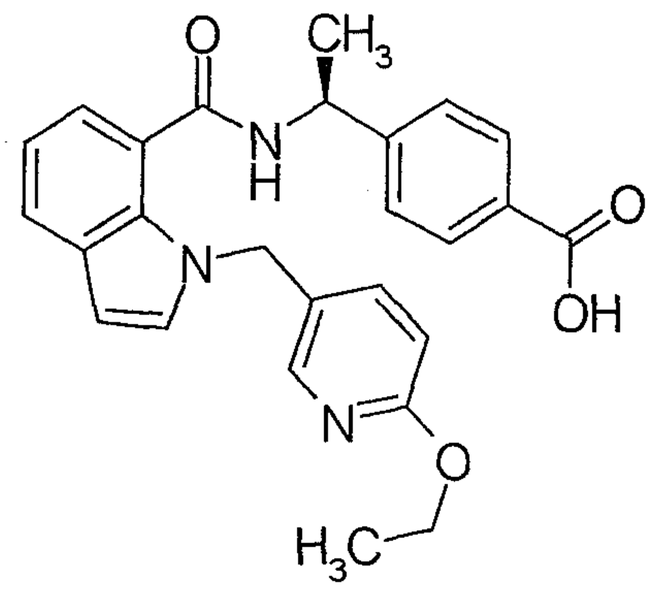
6	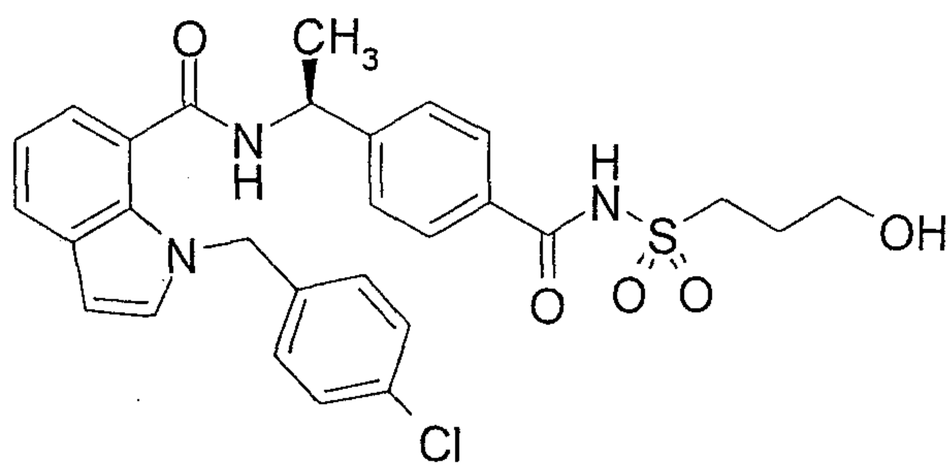
7	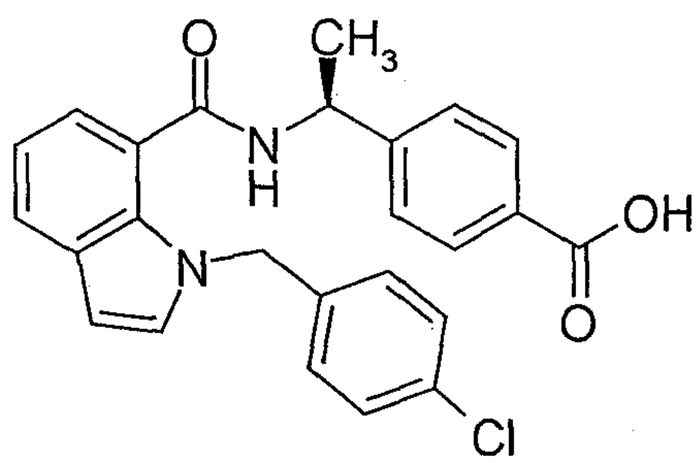
8	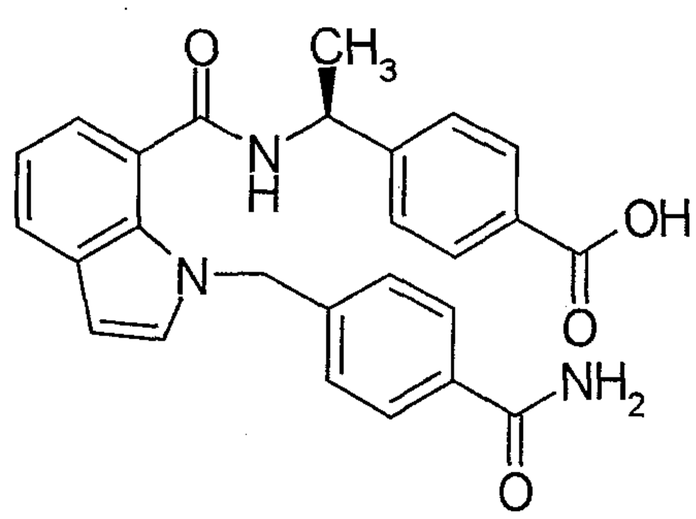

[0332]

[Table 139]

Ex	Structure
9	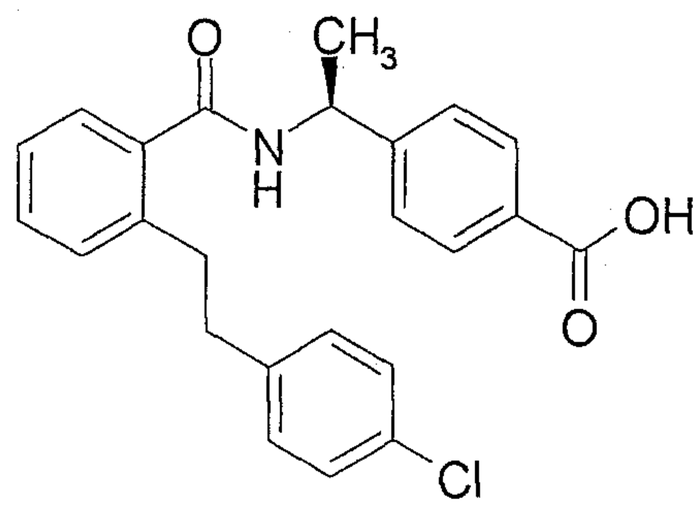
10	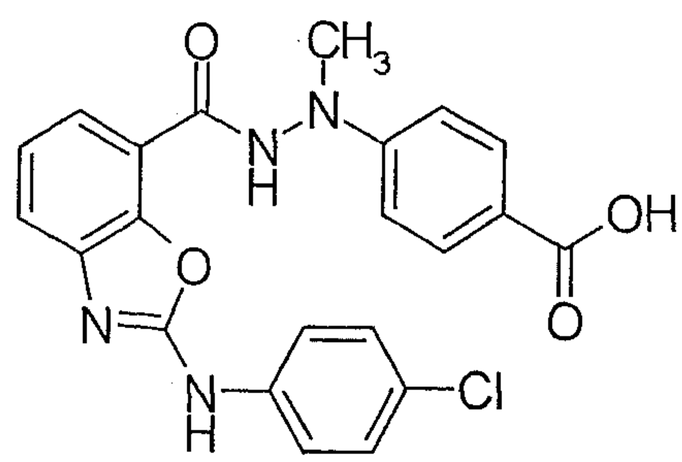
11	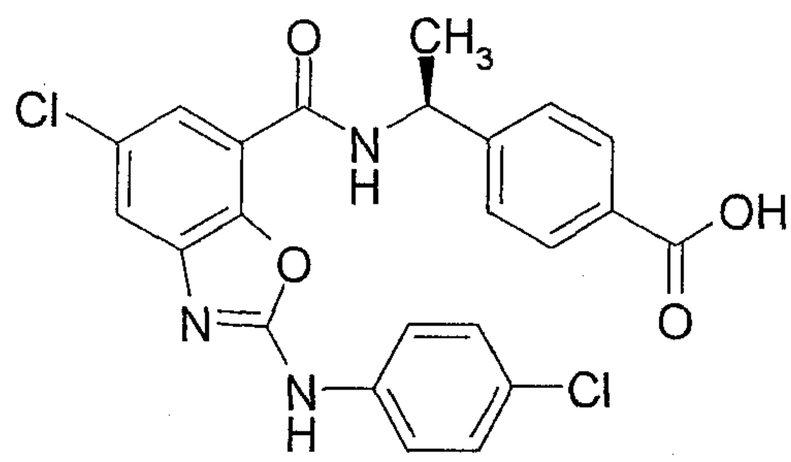
12	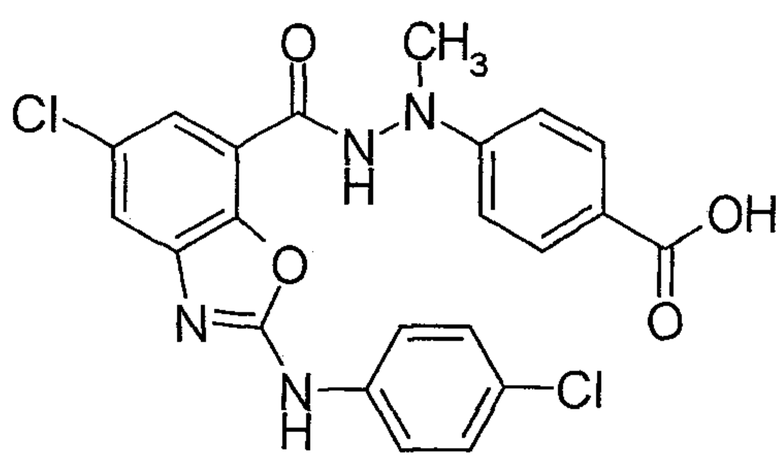

[0333]

[Table 140]

Ex	Structure
13	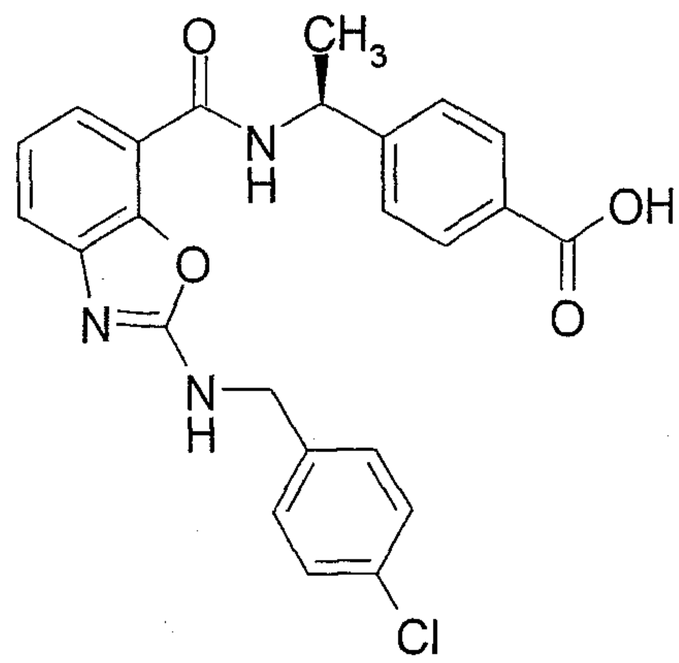
14	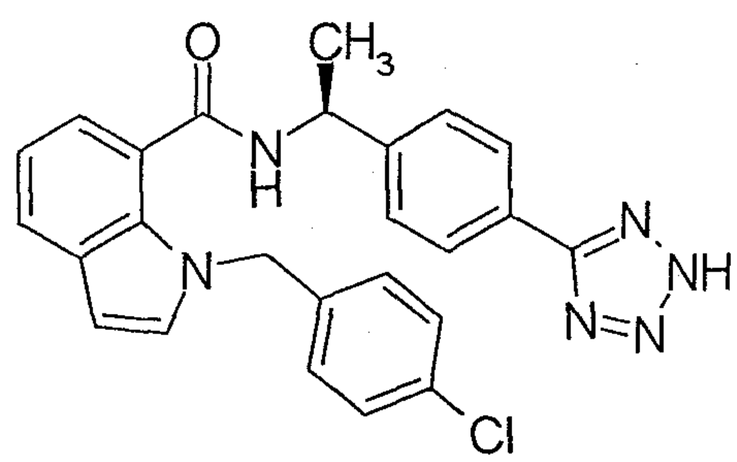
15	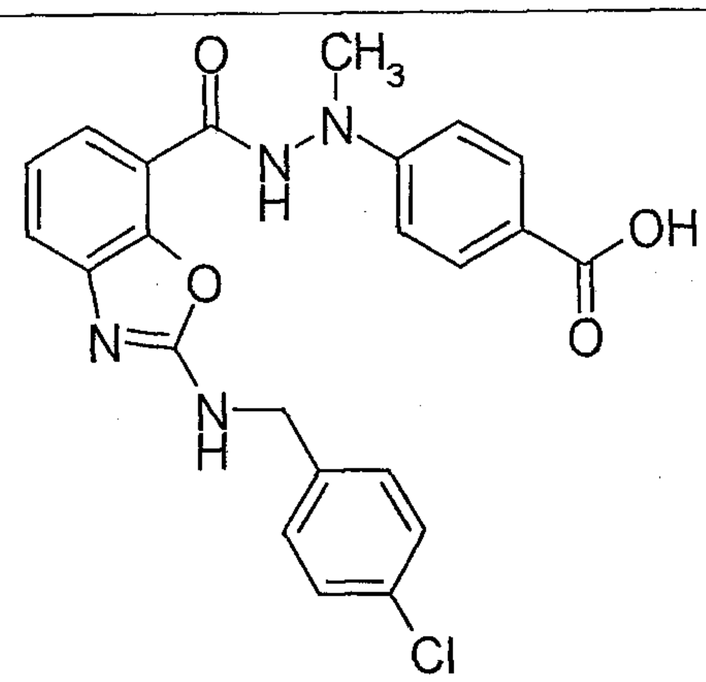
16	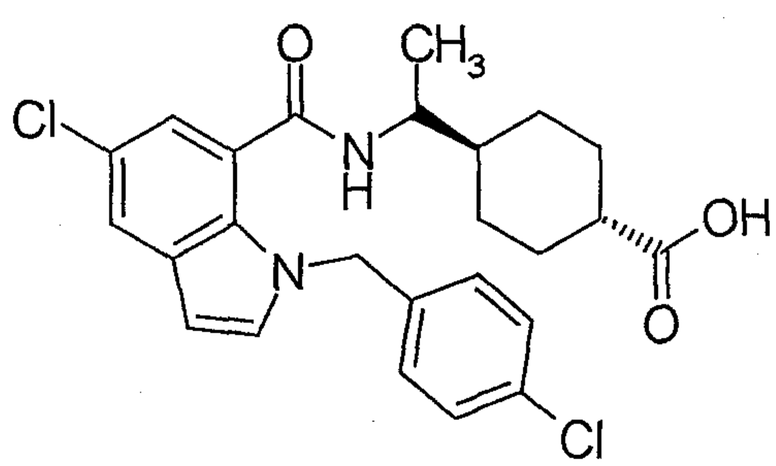

[0334]

[Table 141]

Ex	Structure
17	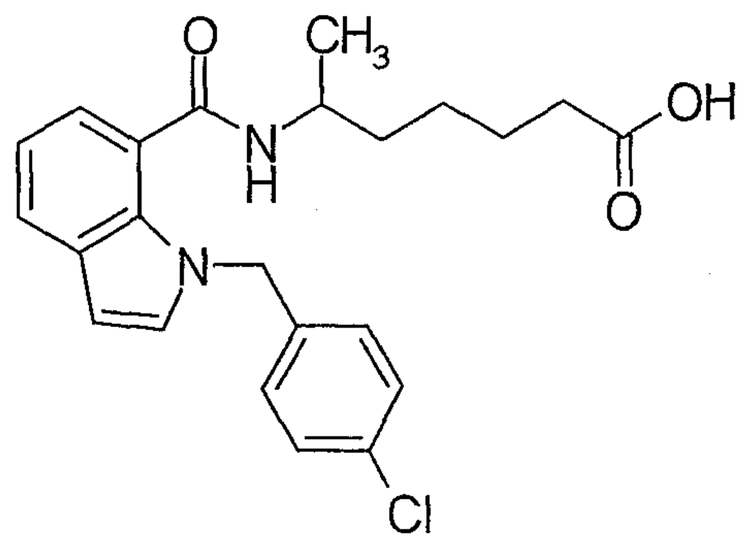
18	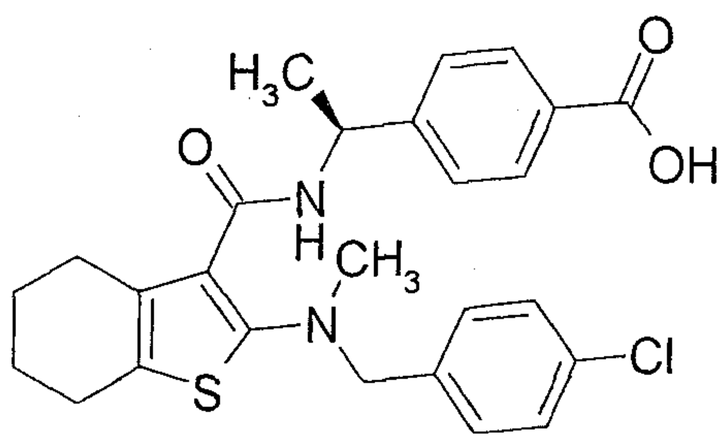
19	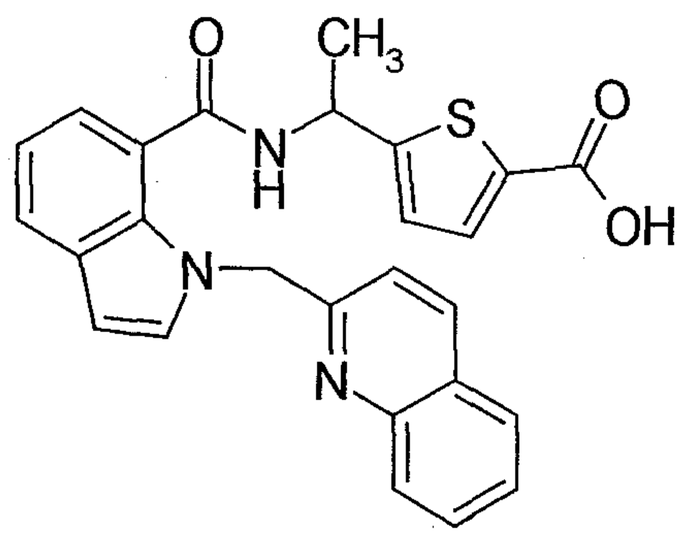
20	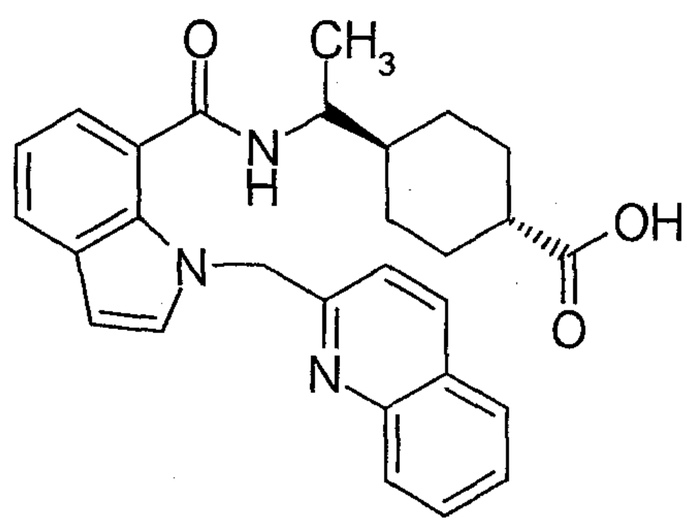

[0335]

[Table 142]

Ex	Structure
21/Cl	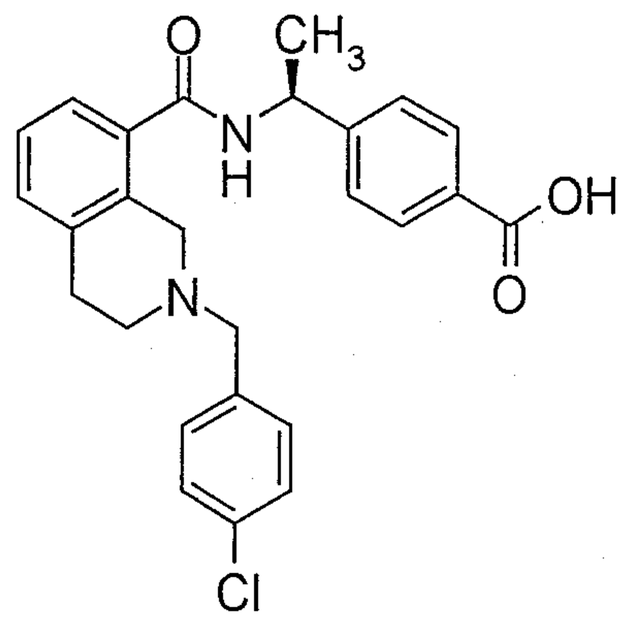
22	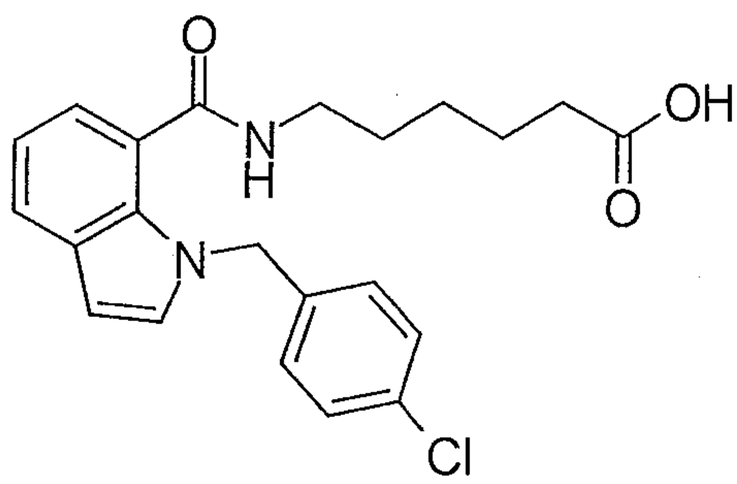
23	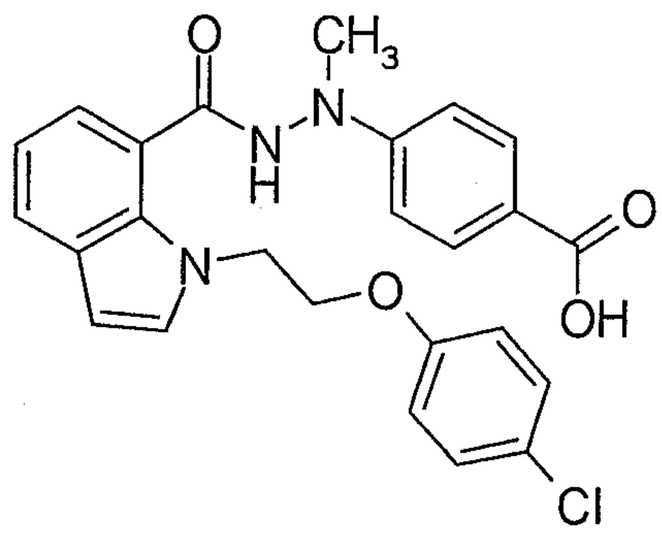
24	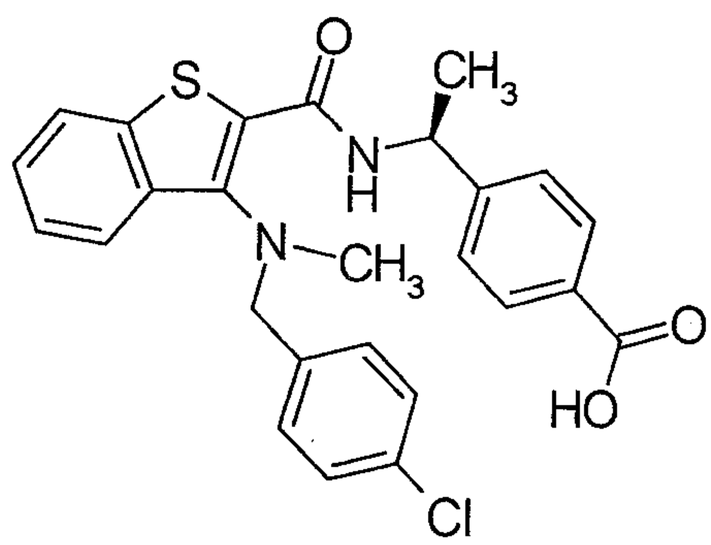

[0336]

[Table 143]

Ex	Structure
25	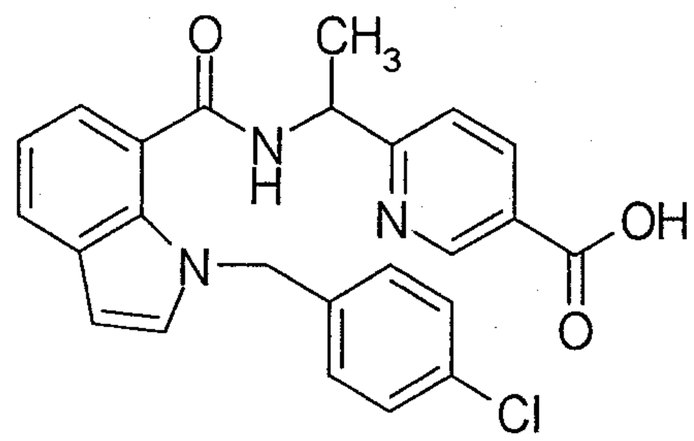
26	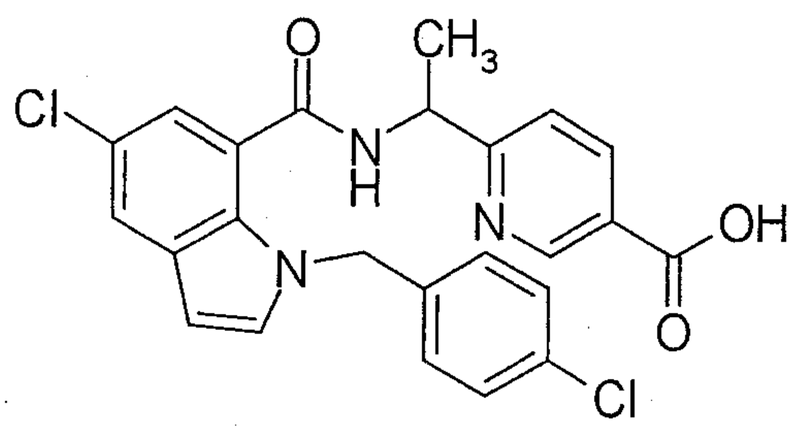
27	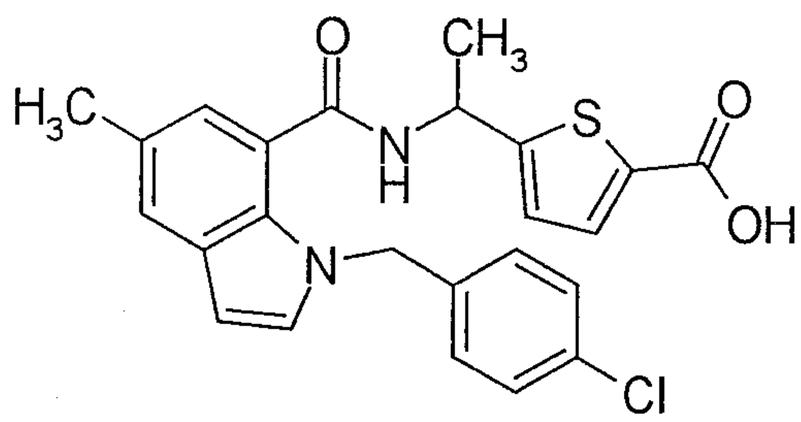
28	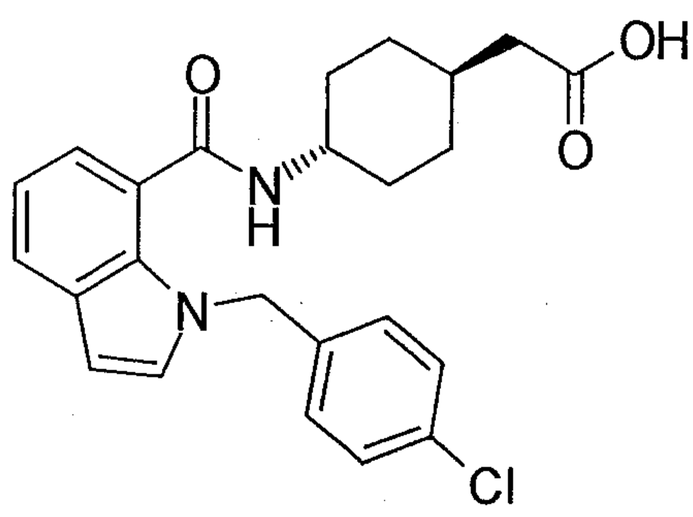

[0337]

[Table 144]

Ex	Structure
29	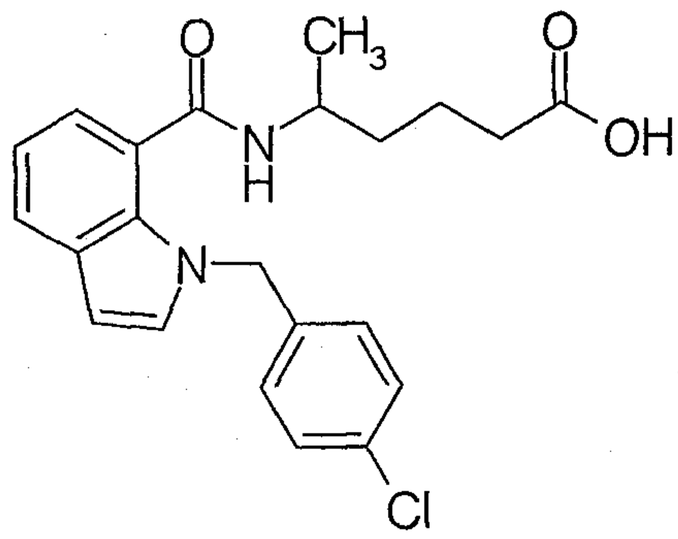
30	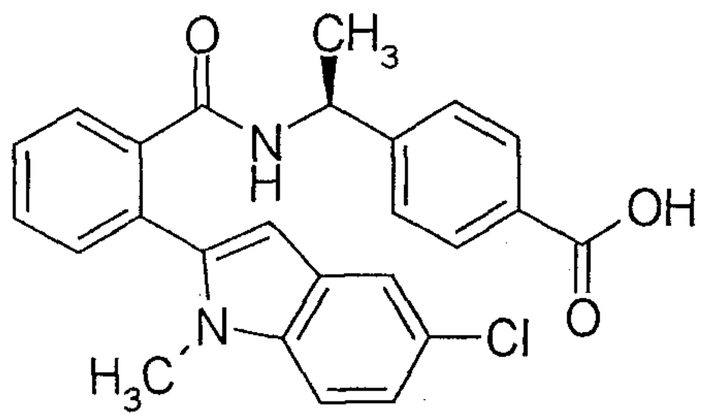
31	
32	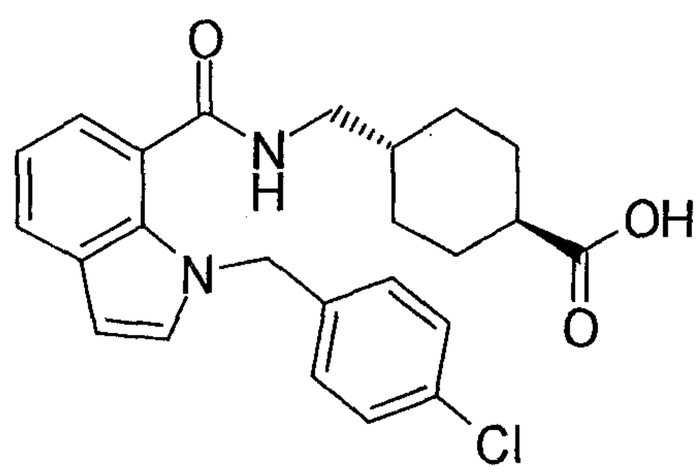

[0338]

[Table 145]

Ex	Structure
33	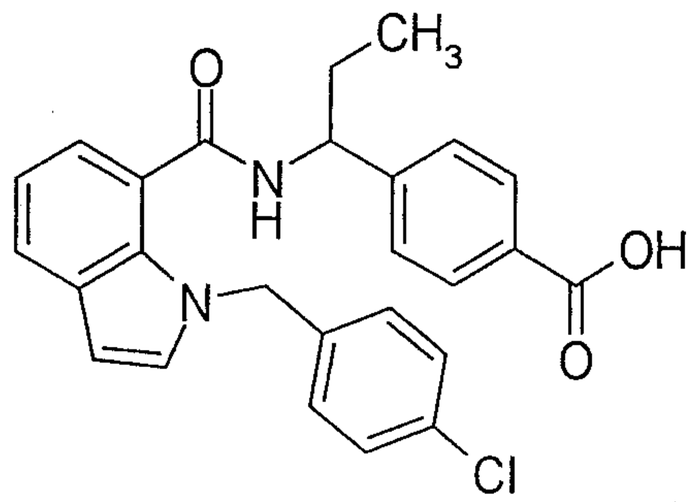
34	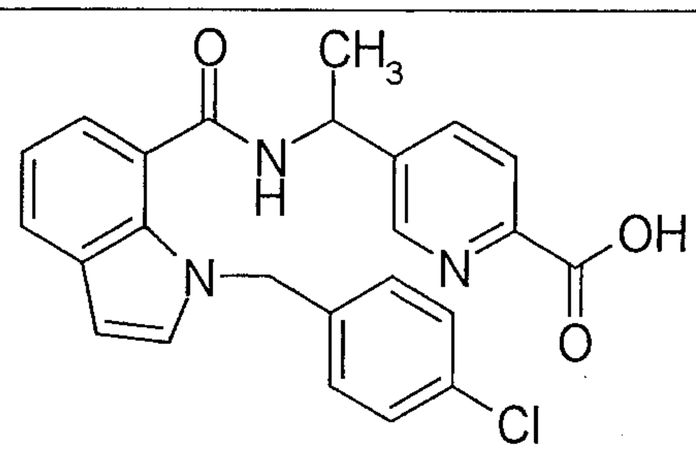
35	
36	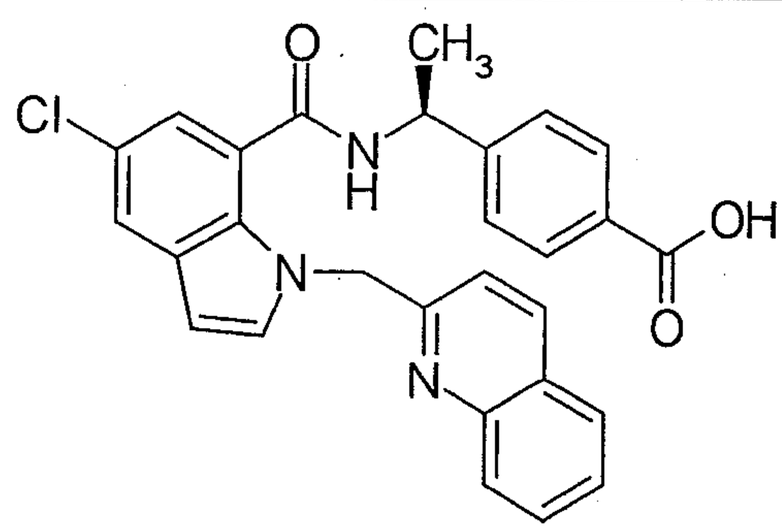

[0339]

[Table 146]

Ex	Structure
37	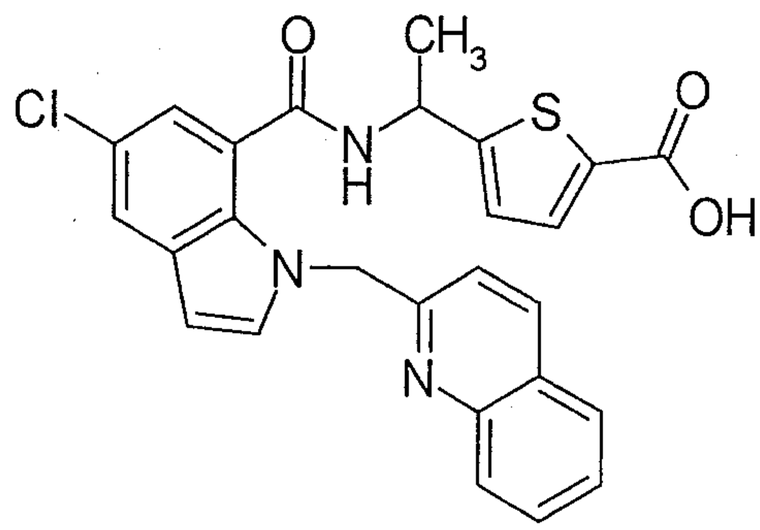
38	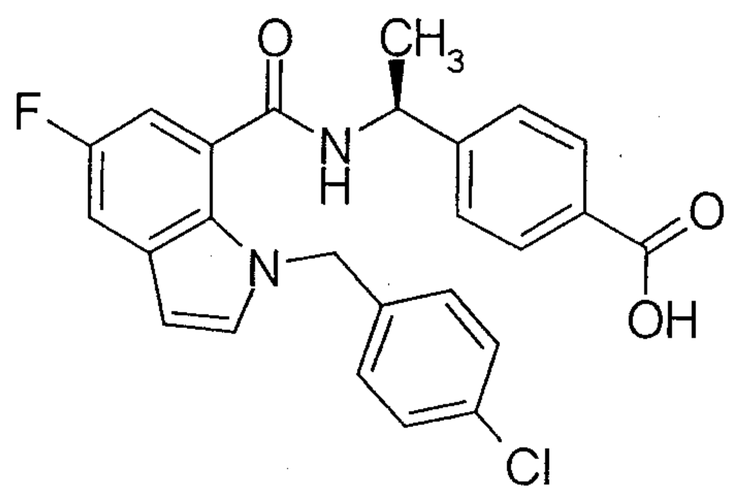
39	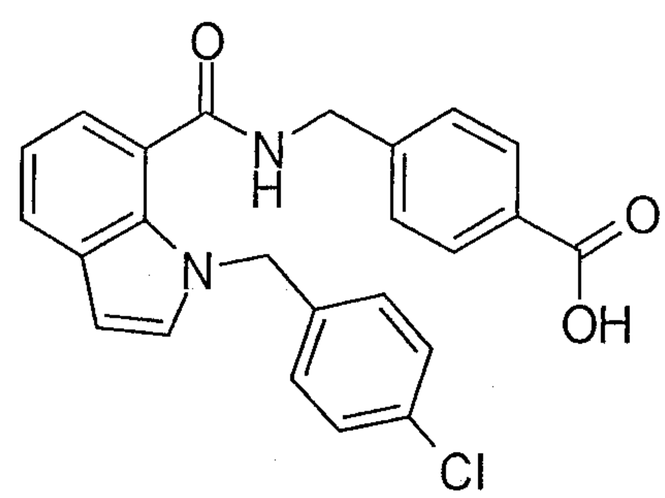
40	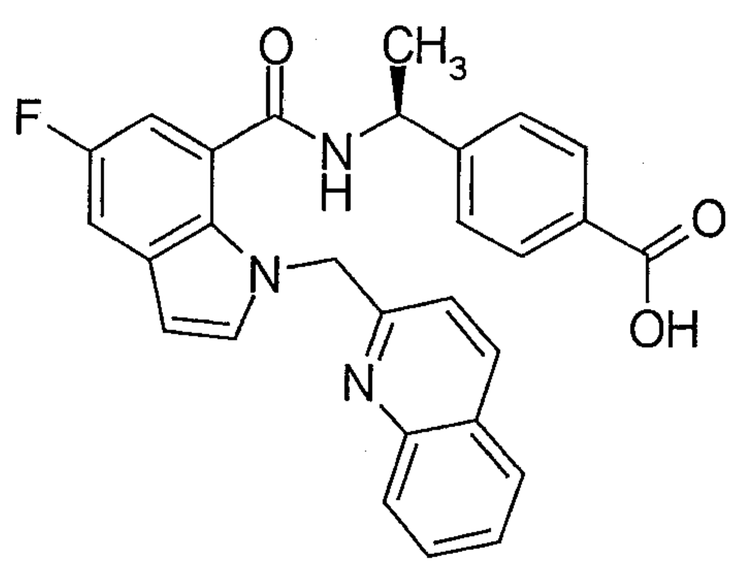

[0340]

[Table 147]

Ex	Structure
41	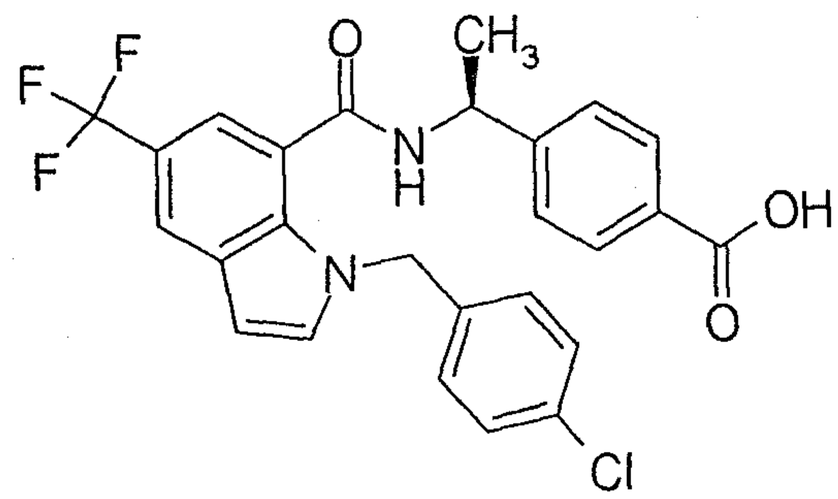
42	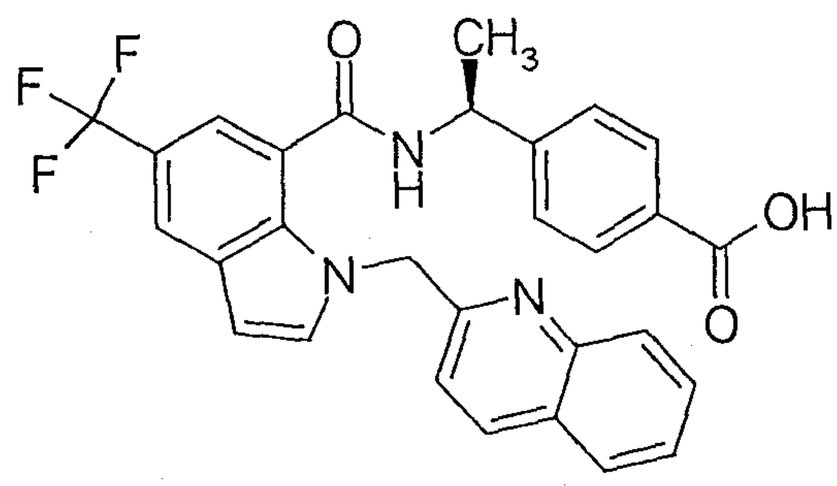
43	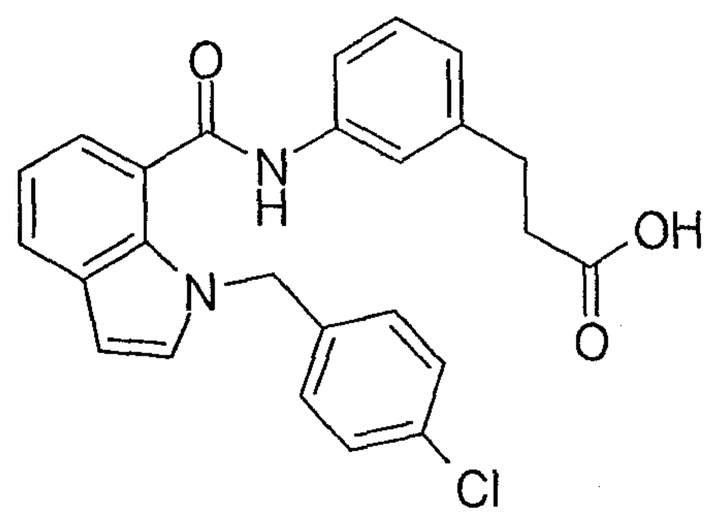
44	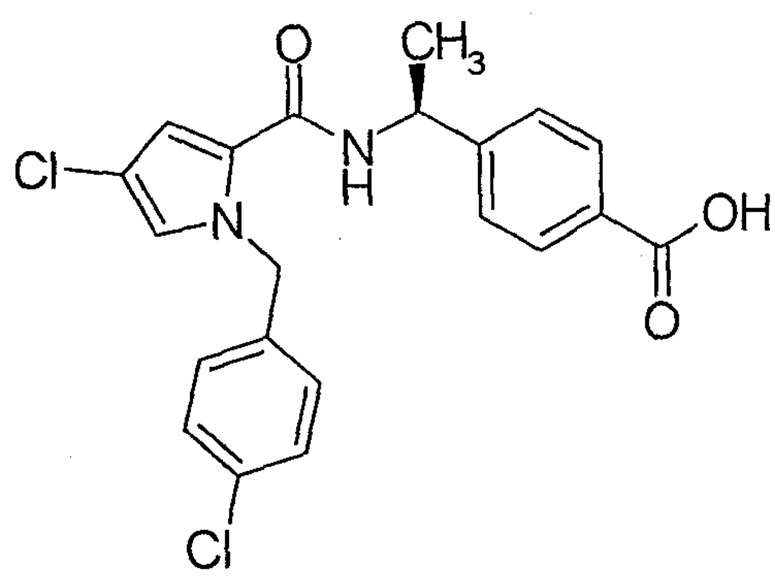

[0341]

[Table 148]

Ex	Structure
45	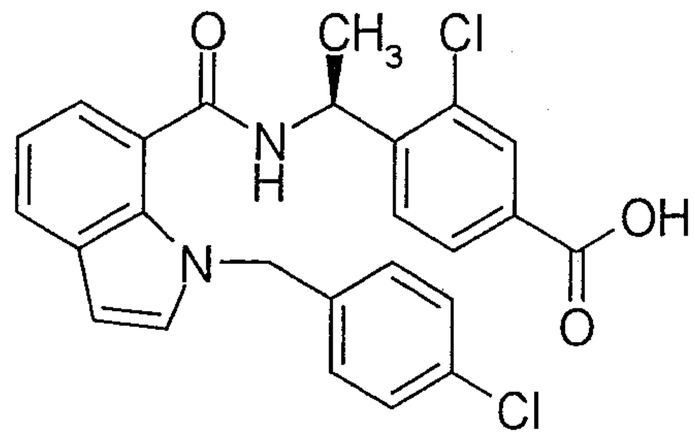
46	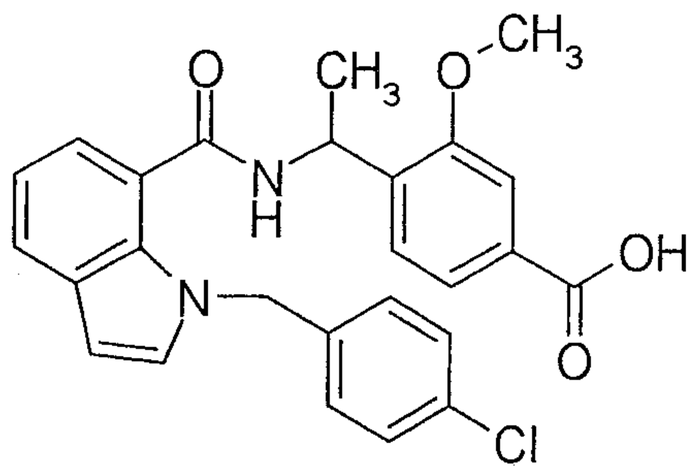
47	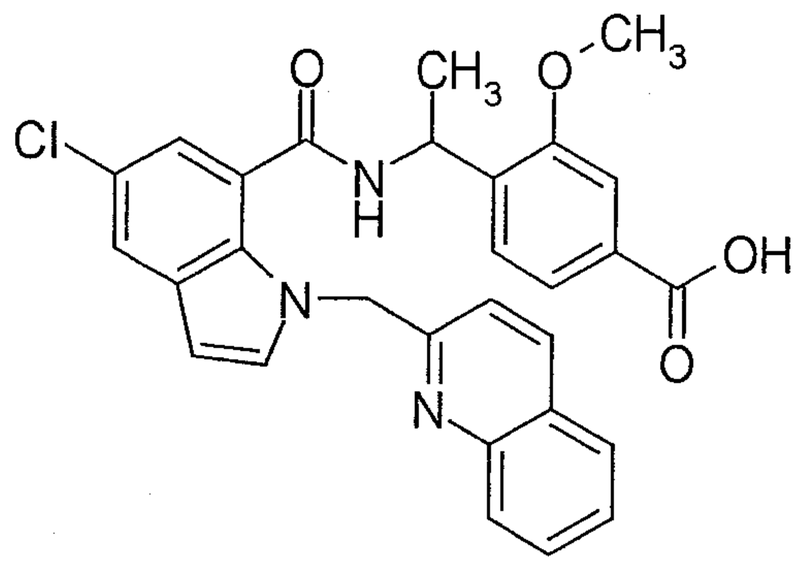
48	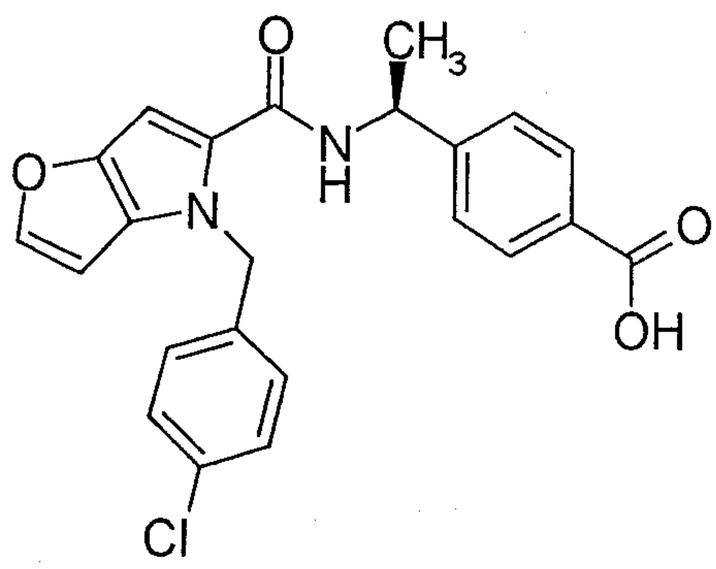

[0342]

[Table 149]

Ex	Structure
49	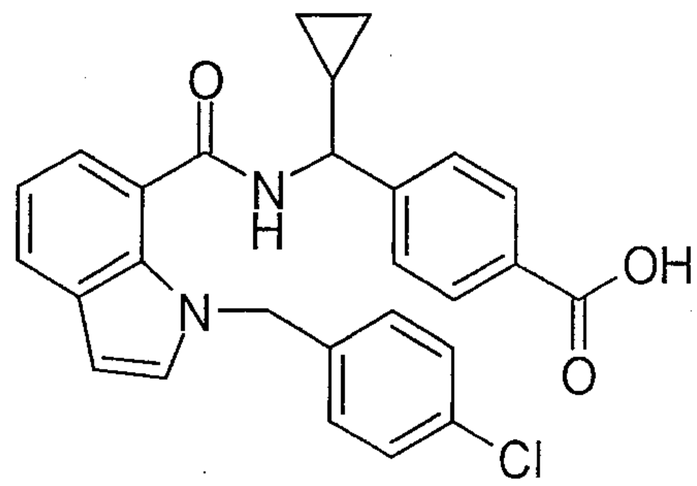
50	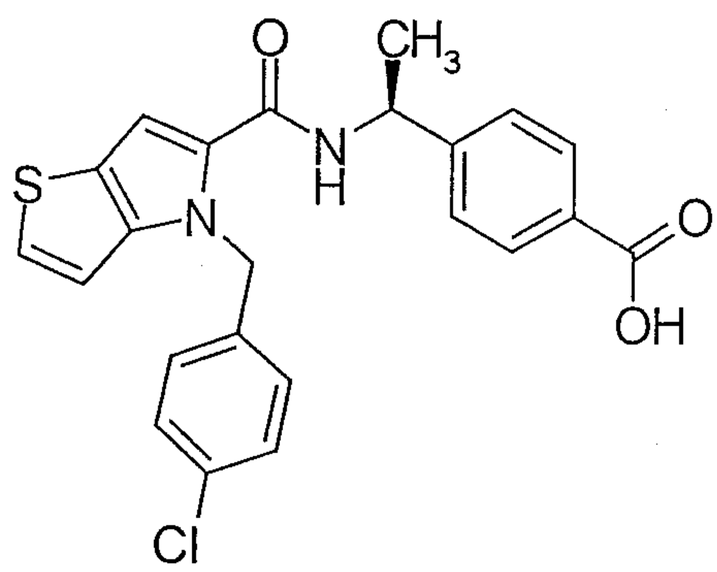
51	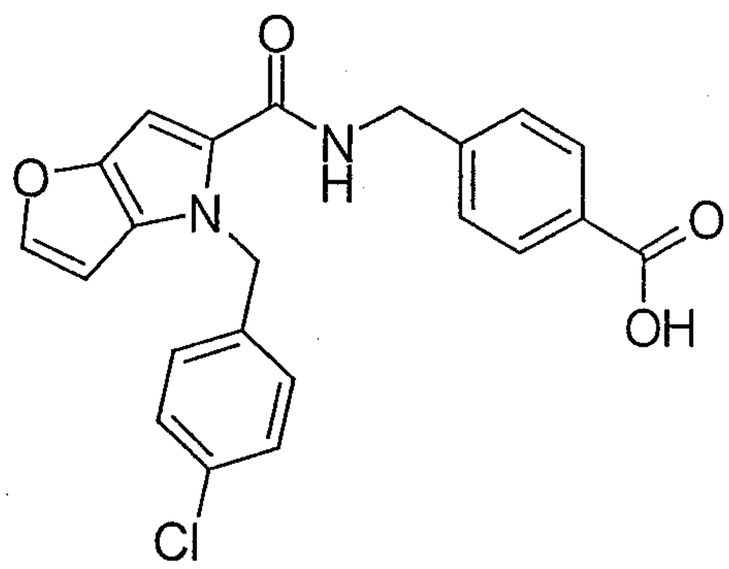
52	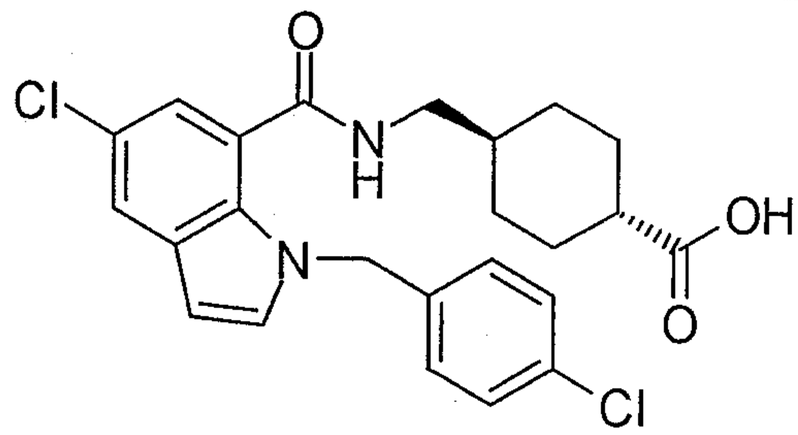

[0343]

[Table 150]

Ex	Structure
53	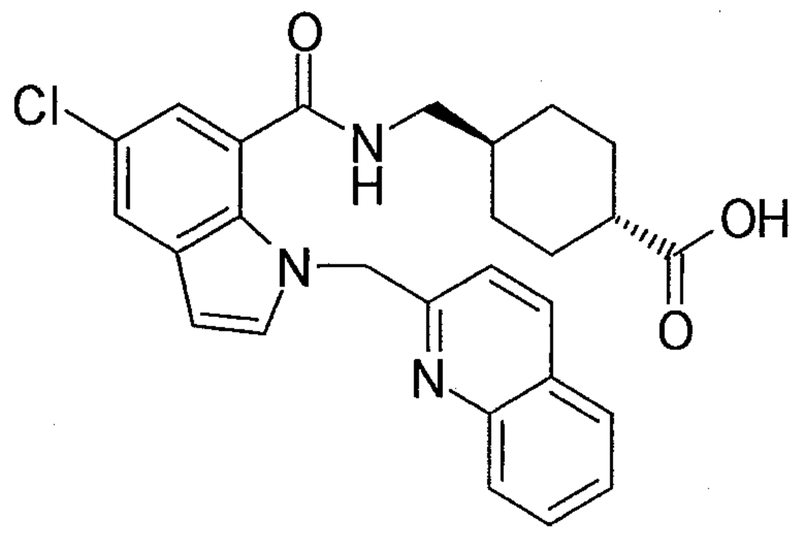
54	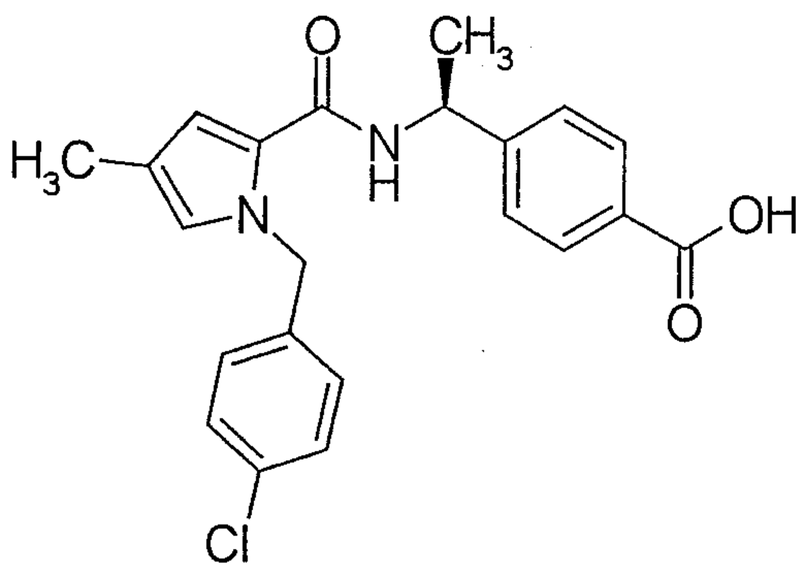
55	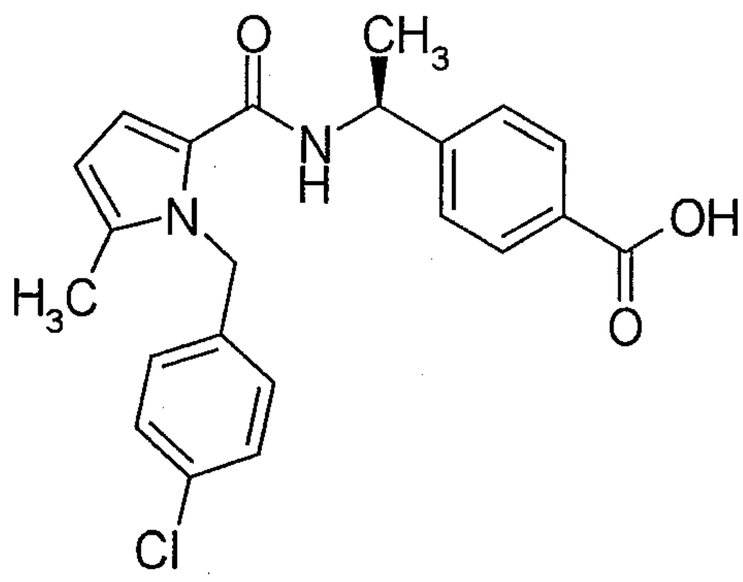
56	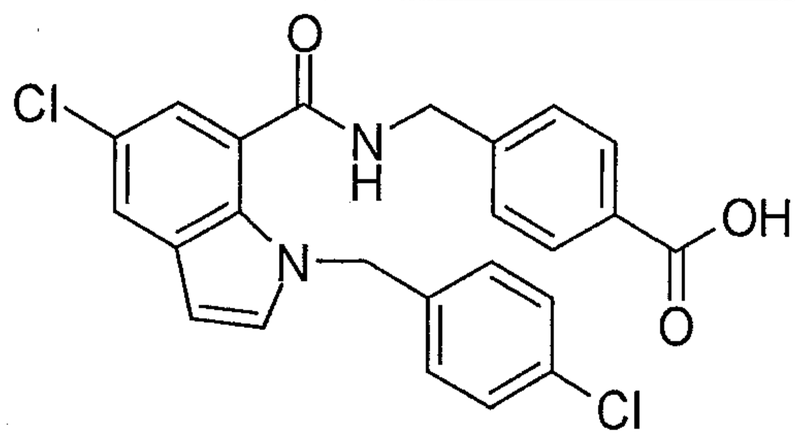

[0344]

[Table 151]

Ex	Structure
57	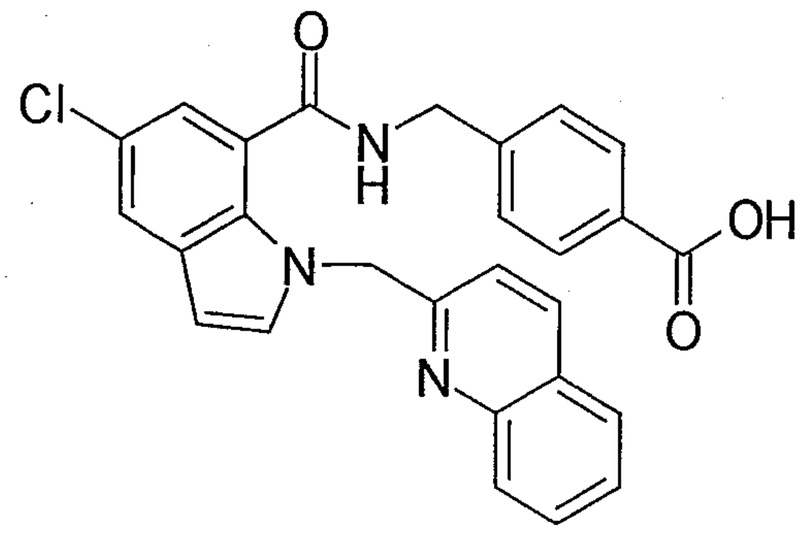
58	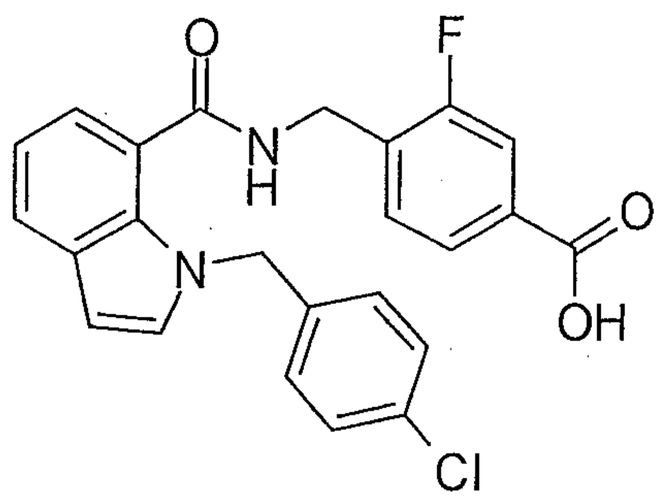
59	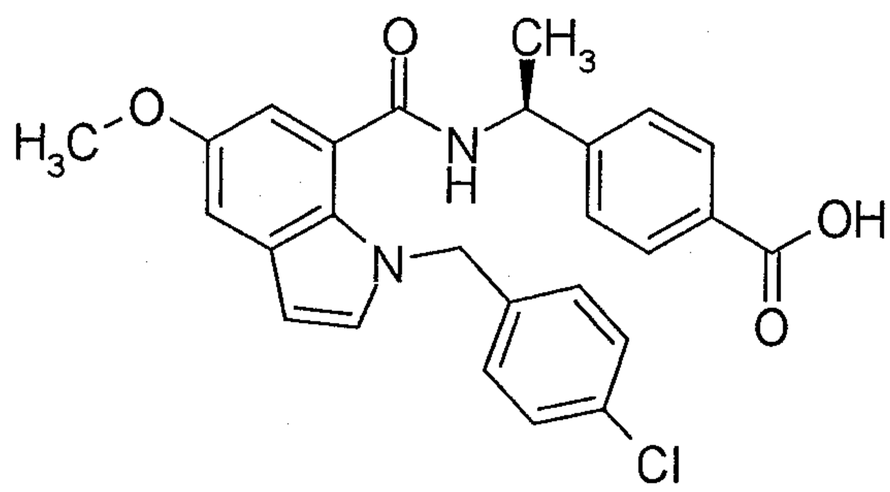
60	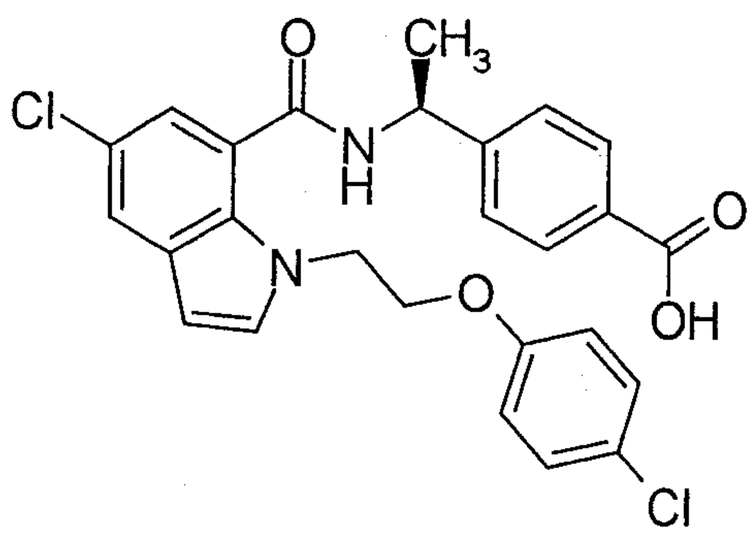

[0345]

[Table 152]

Ex	Structure
61	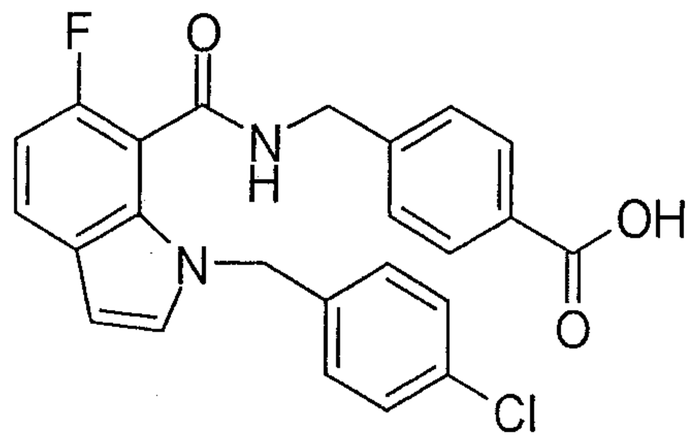
62	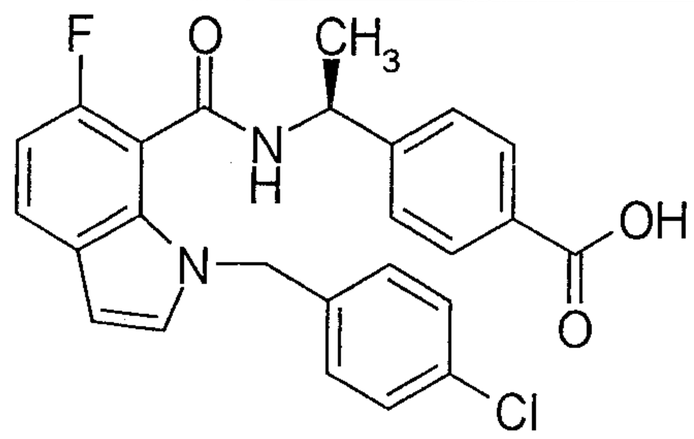
63	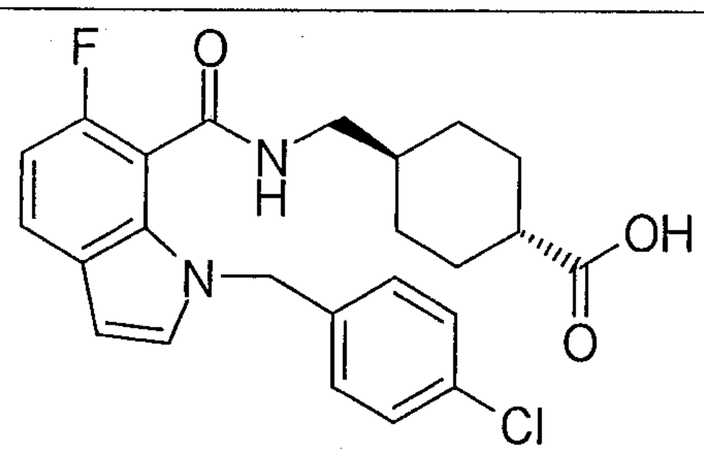
64	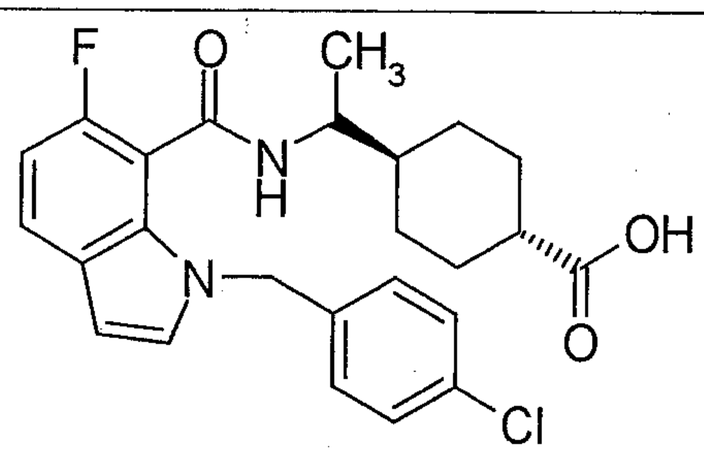

[0346]

[Table 153]

Ex	Structure
65	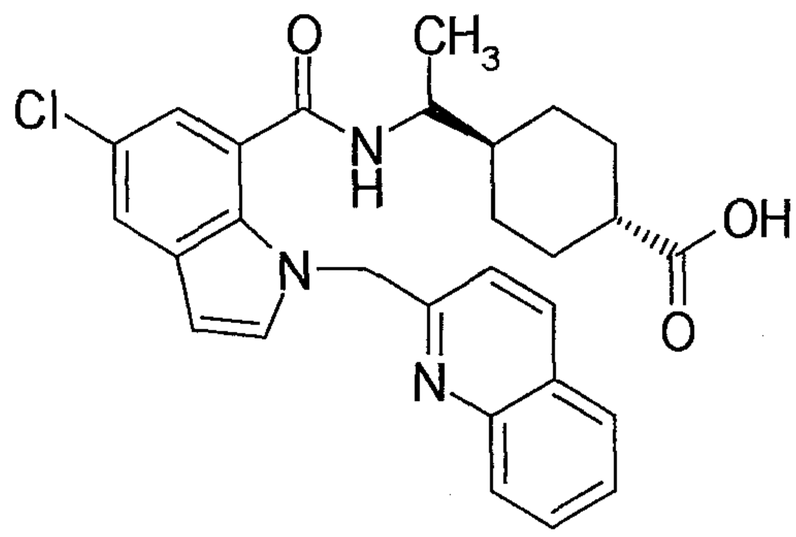
66	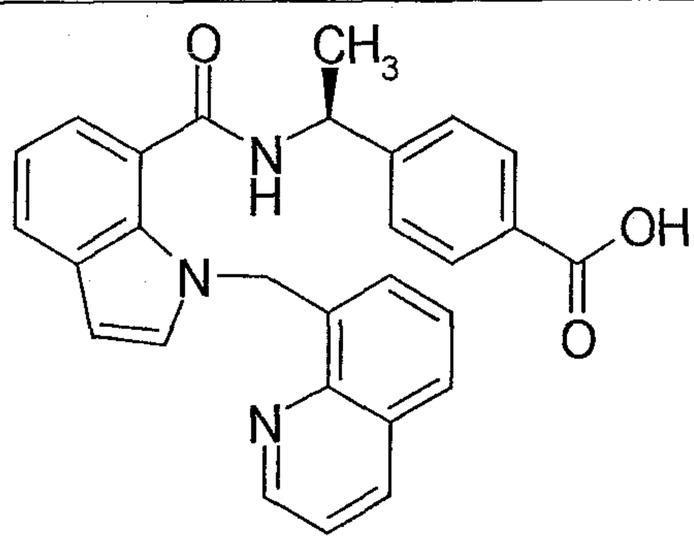
67	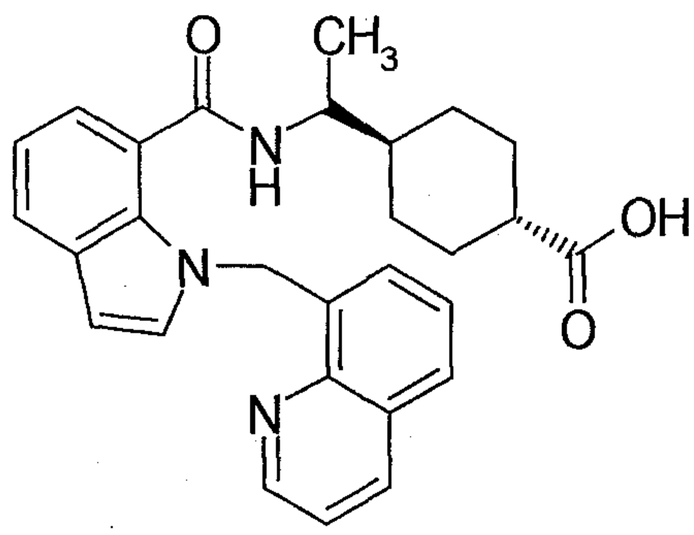
68	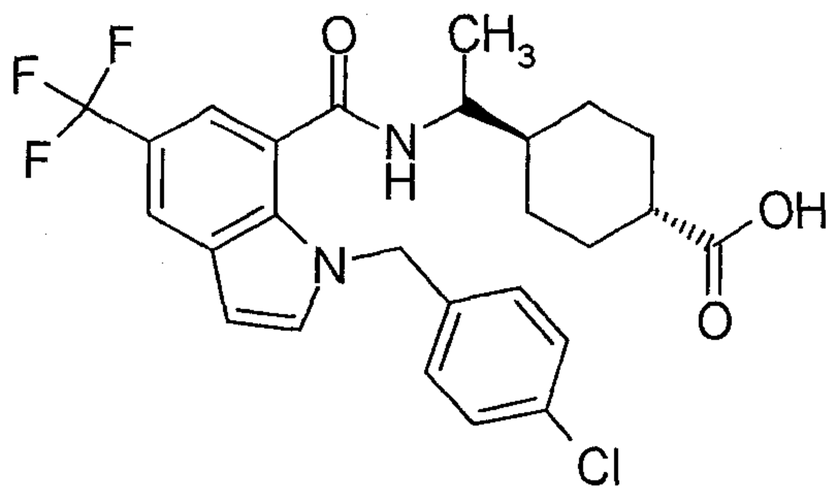

[0347]

[Table 154]

Ex	Structure
69	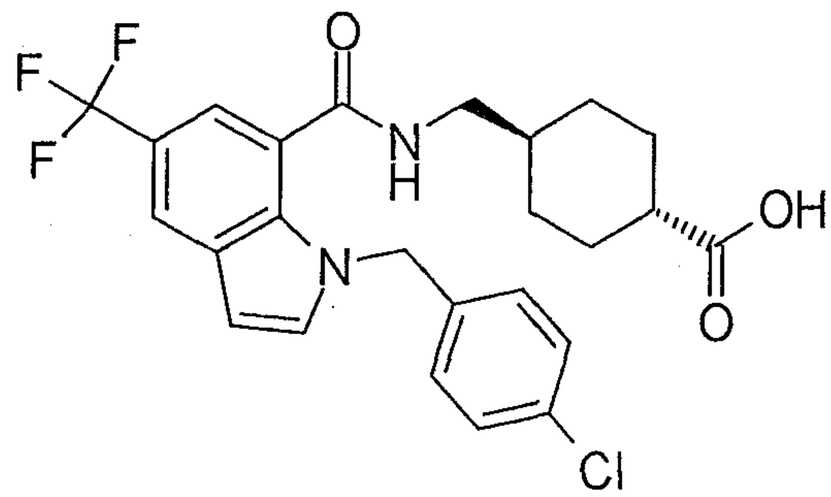
70	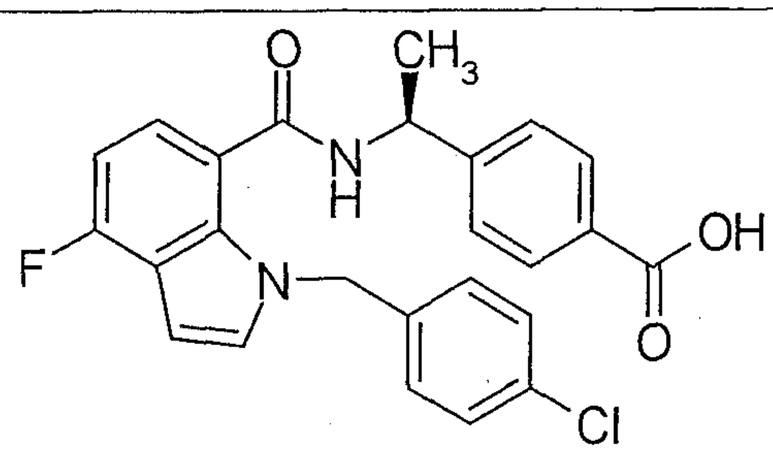
71	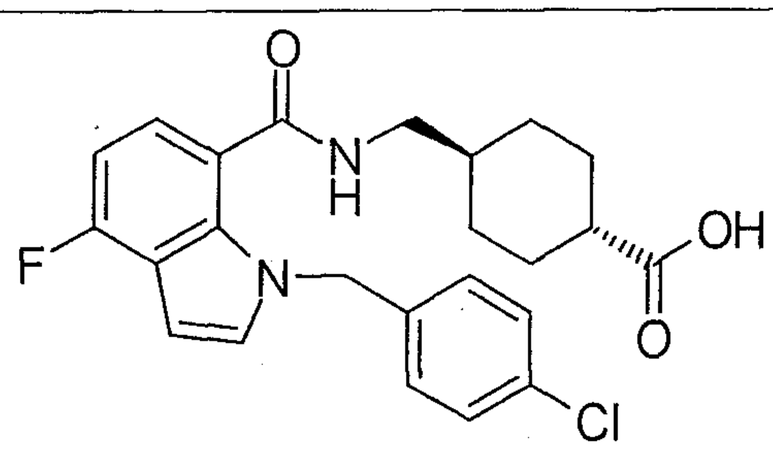
72	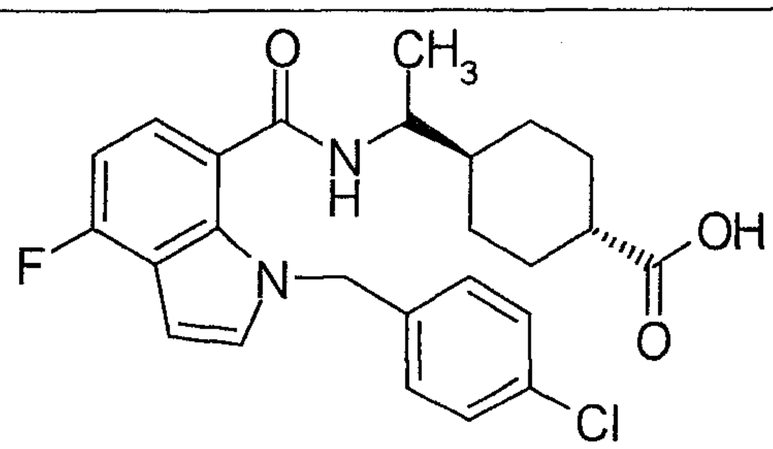

[0348]

[Table 155]

Ex	Structure
73	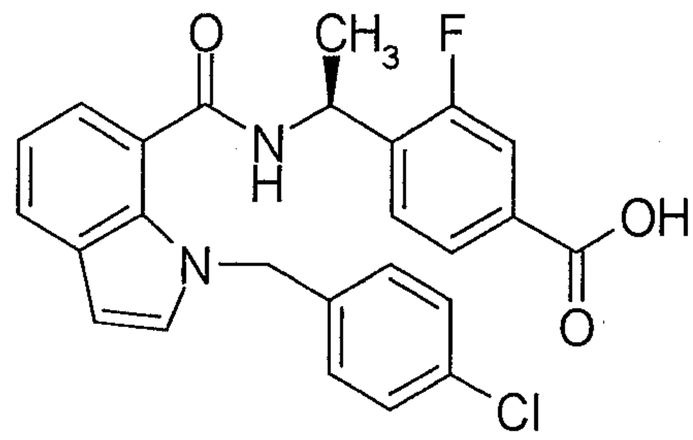
74	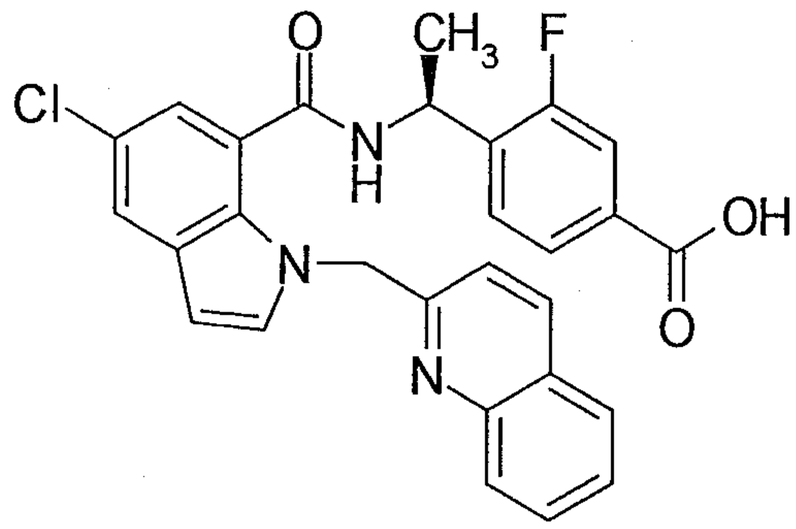
75	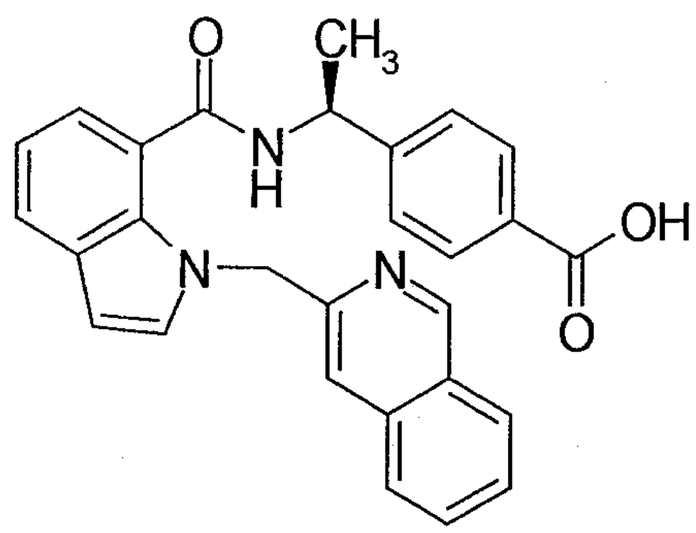
76	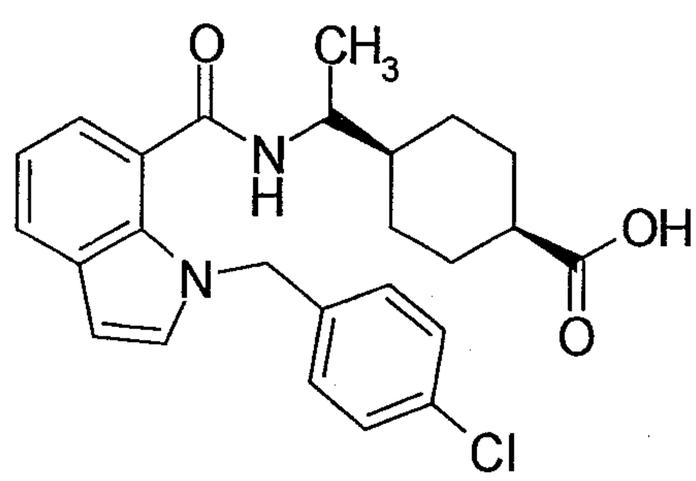

[0349]

[Table 156]

Ex	Structure
77	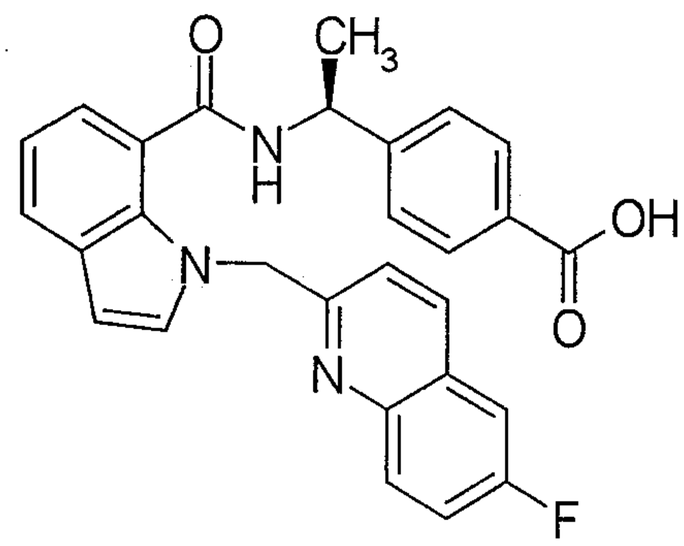
78	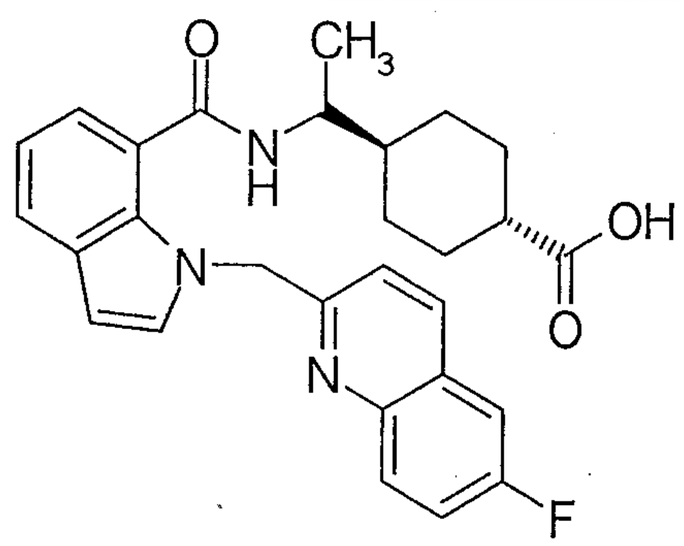
79	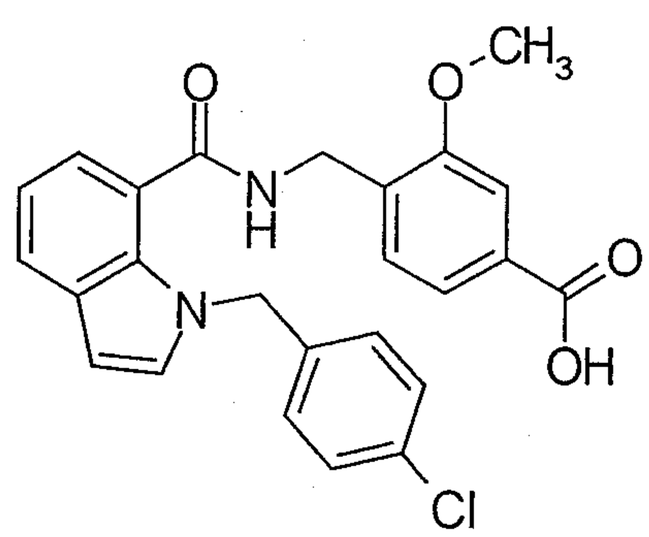
80	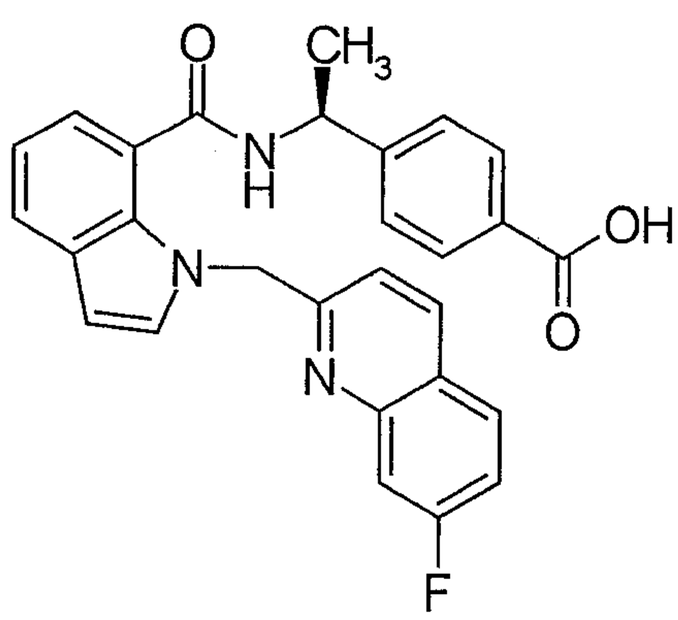

[0350]

[Table 157]

Ex	Structure
81	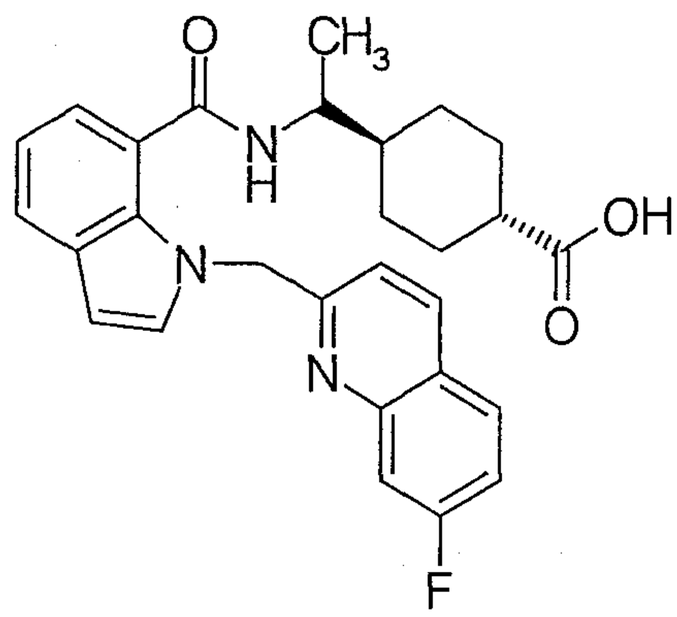
82	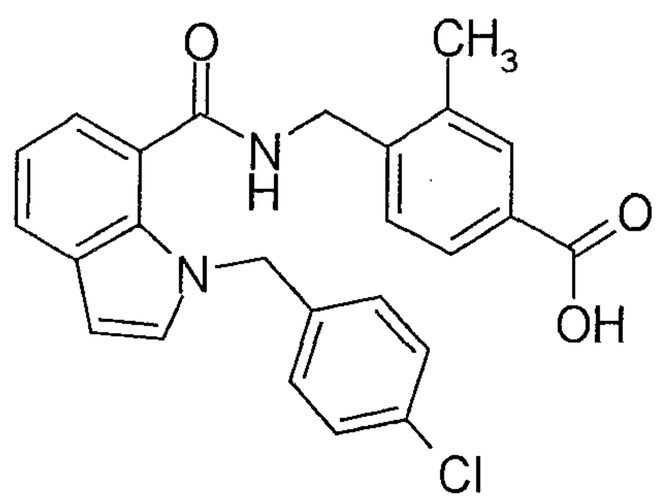
83	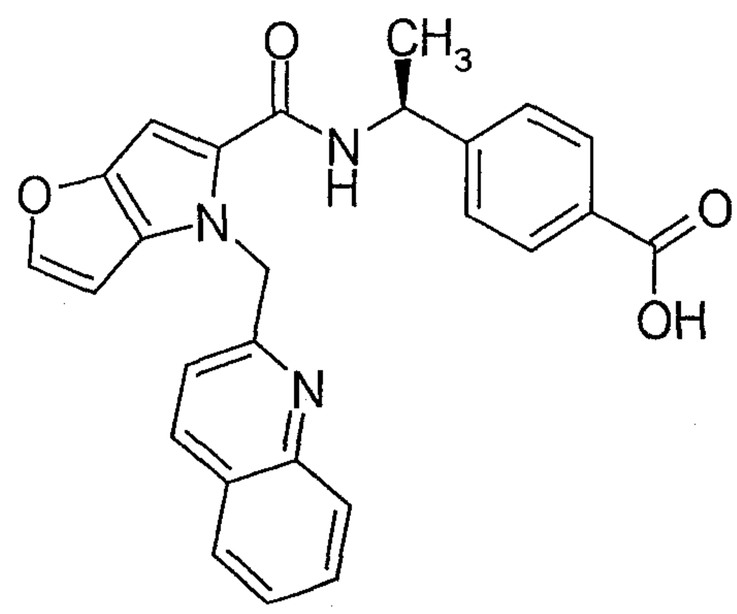
84	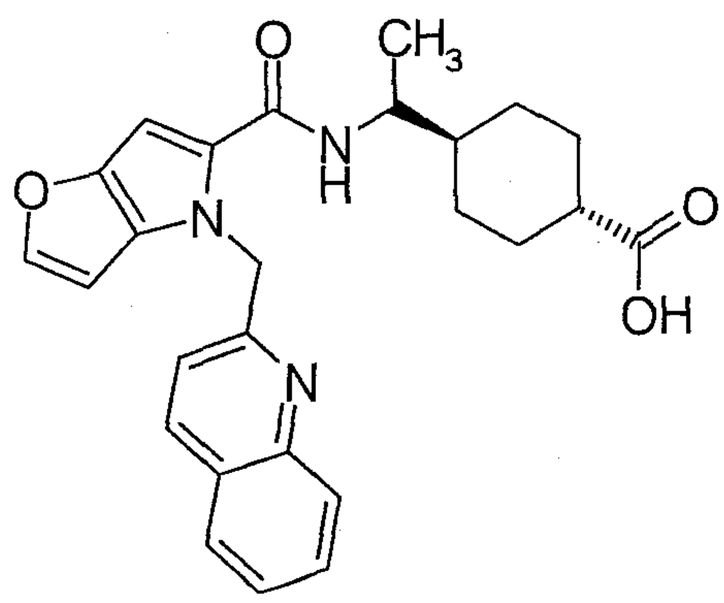

[0351]

[Table 158]

Ex	Structure
85	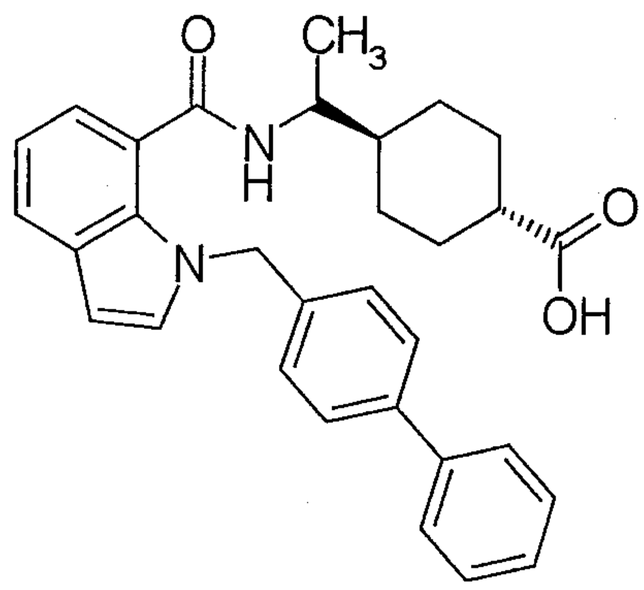
86	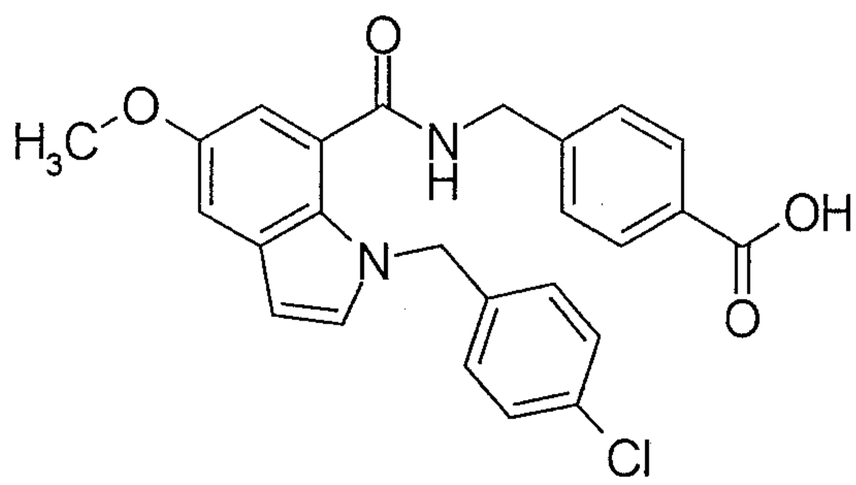
87	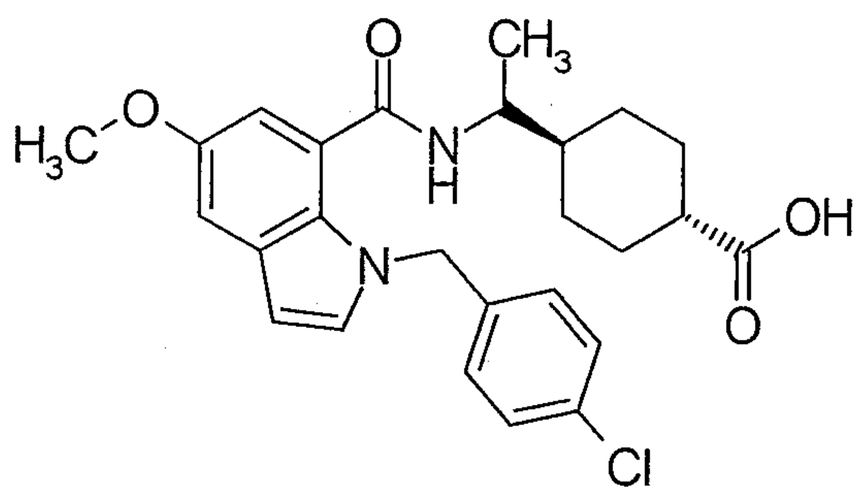
88	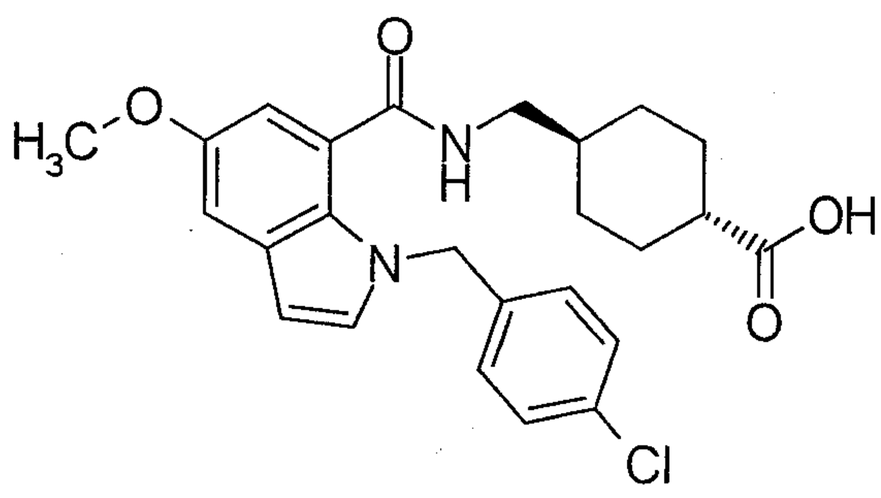

[0352]

[Table 159]

Ex	Structure
89	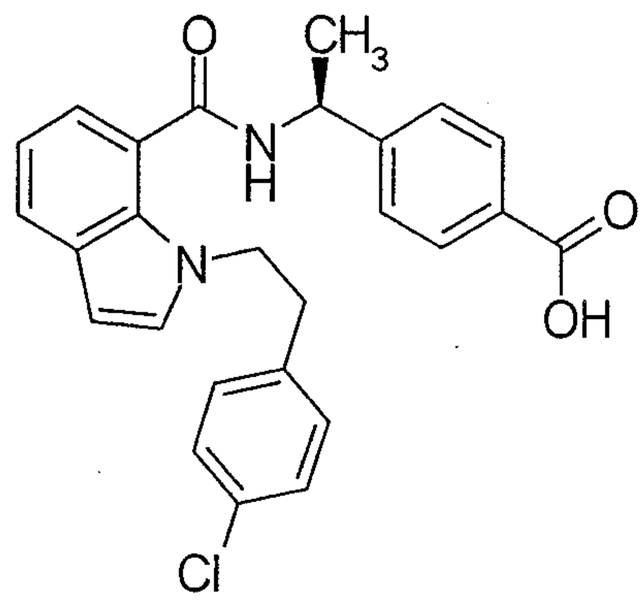
90	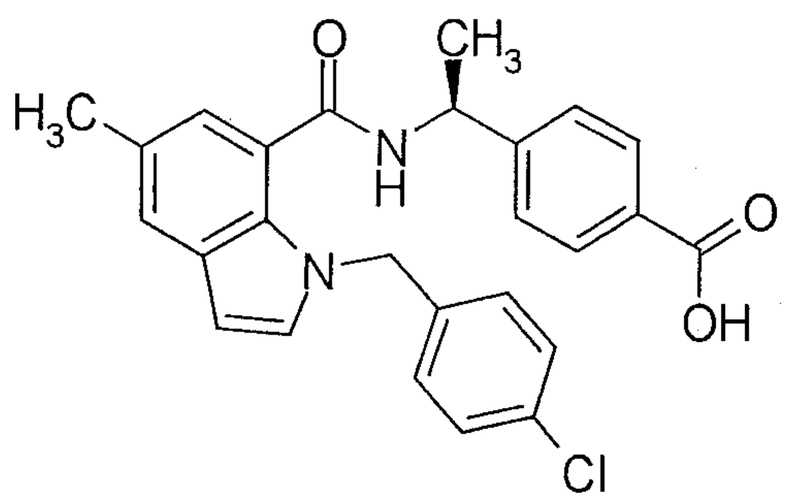
91	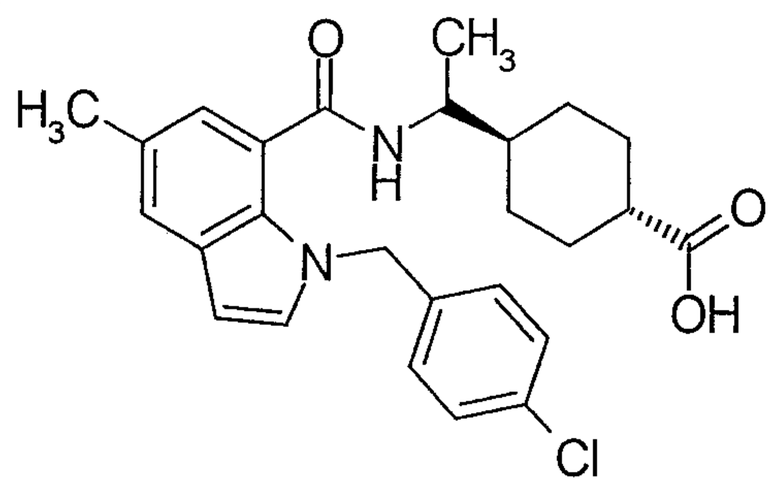
92	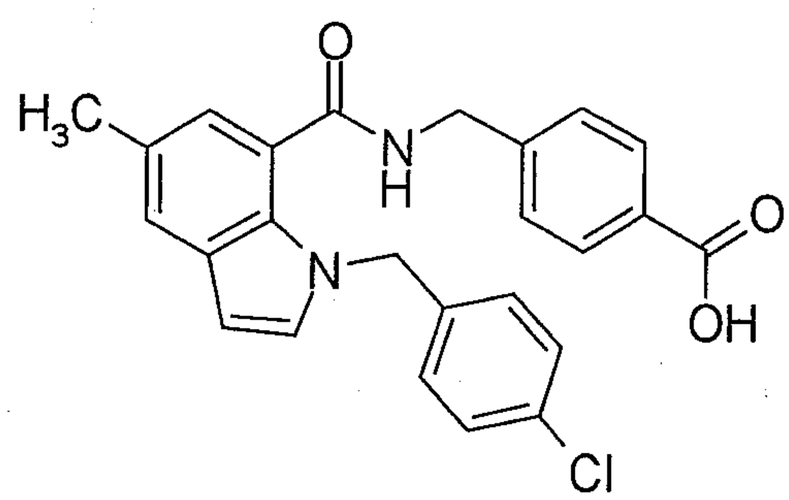

[0353]

[Table 160]

Ex	Structure
93	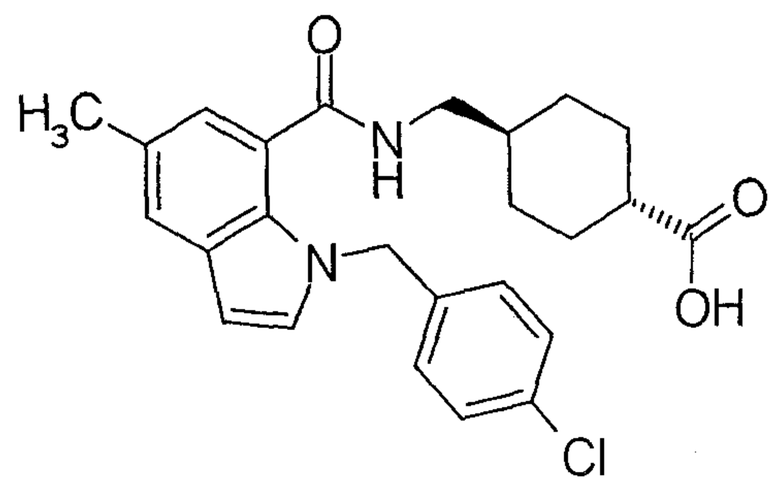
94	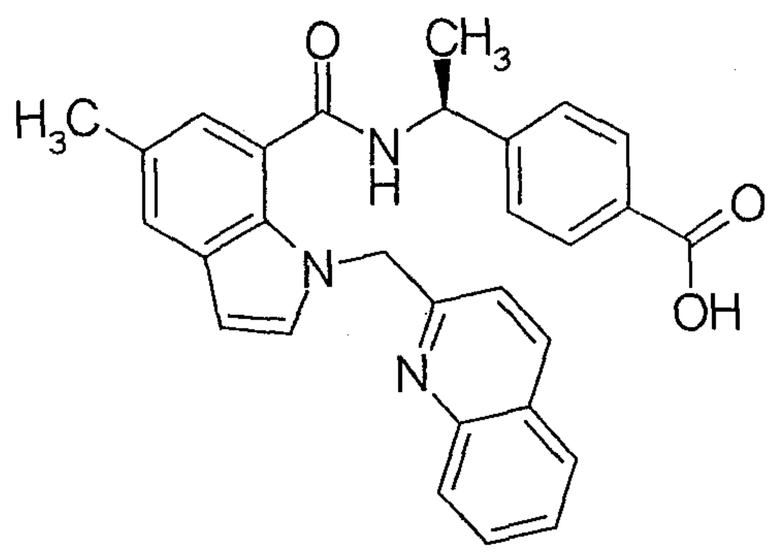
95	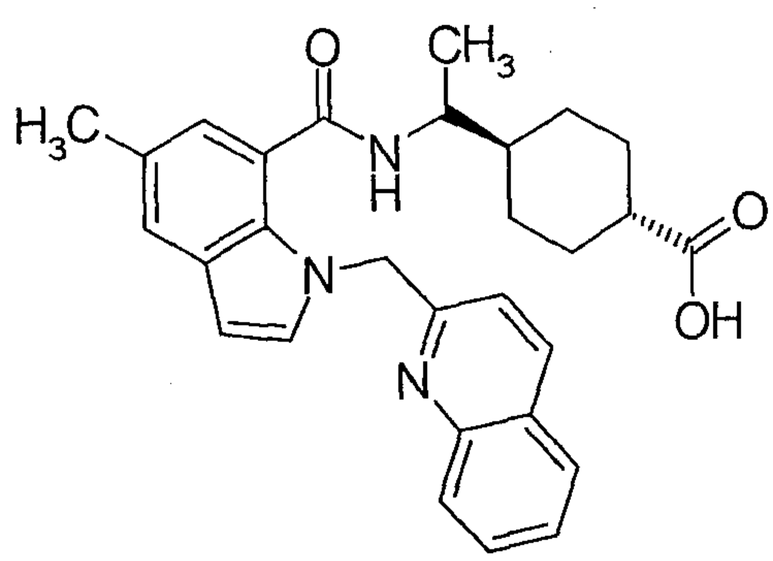
96	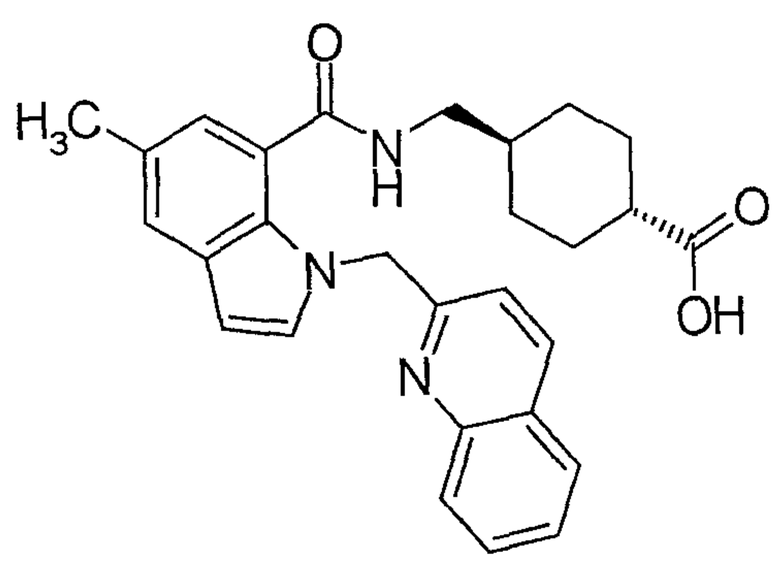

[0354]

[Table 161]

Ex	Structure
97	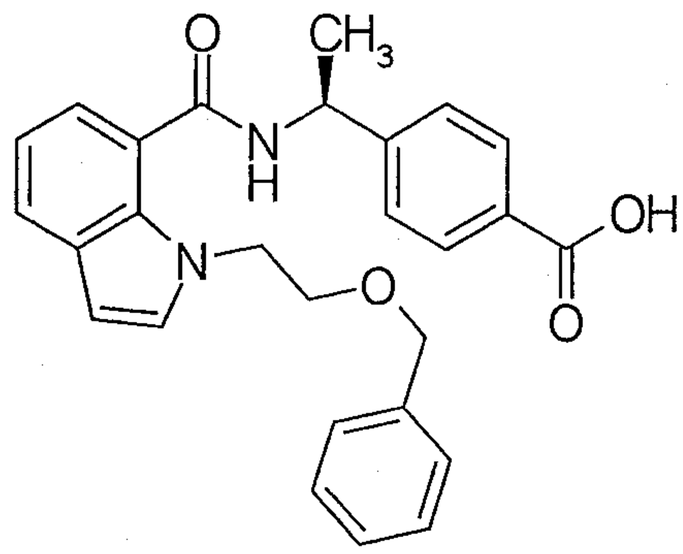
98	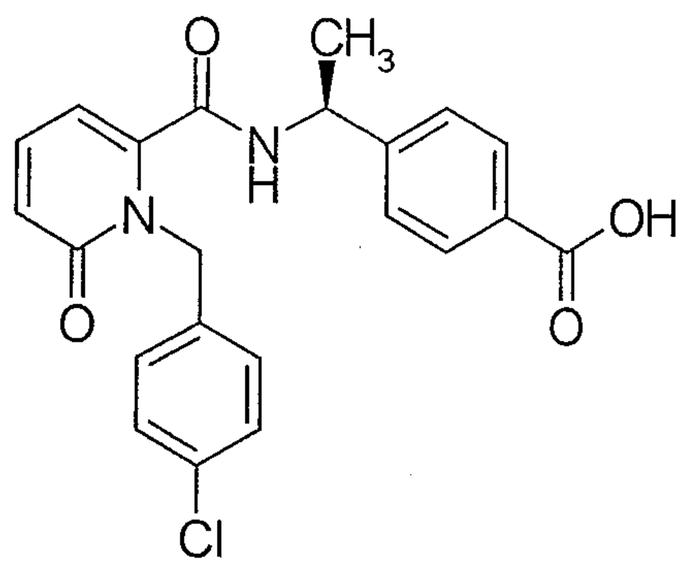
99	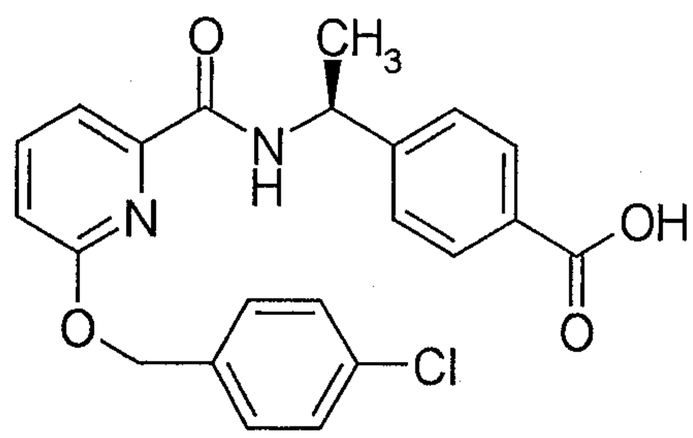
100	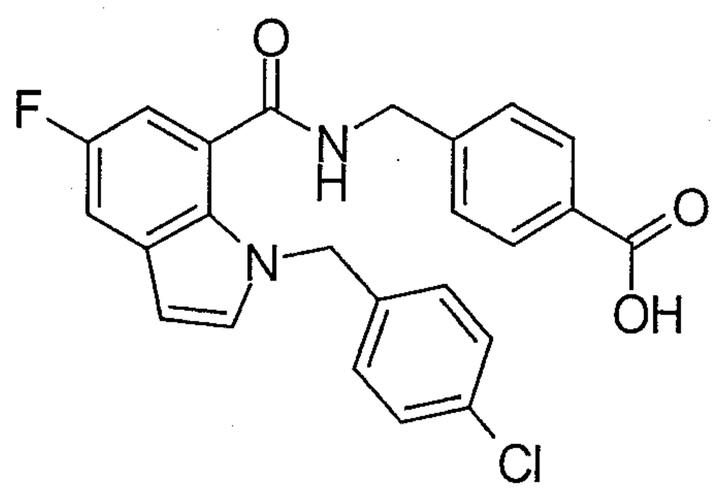

[0355]

[Table 162]

Ex	Structure
101	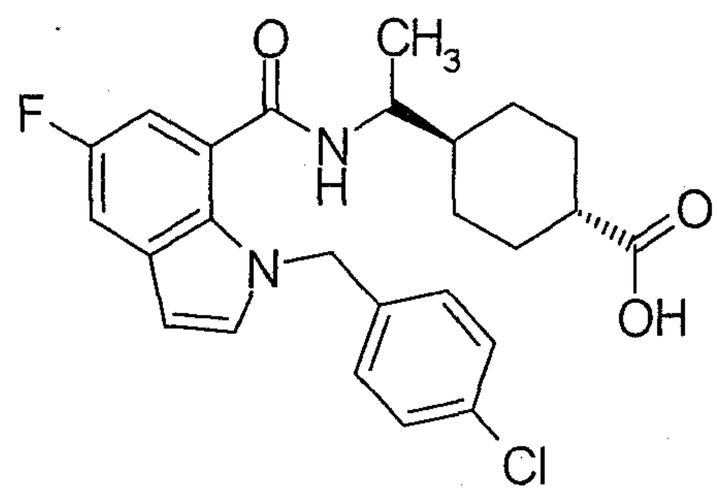
102	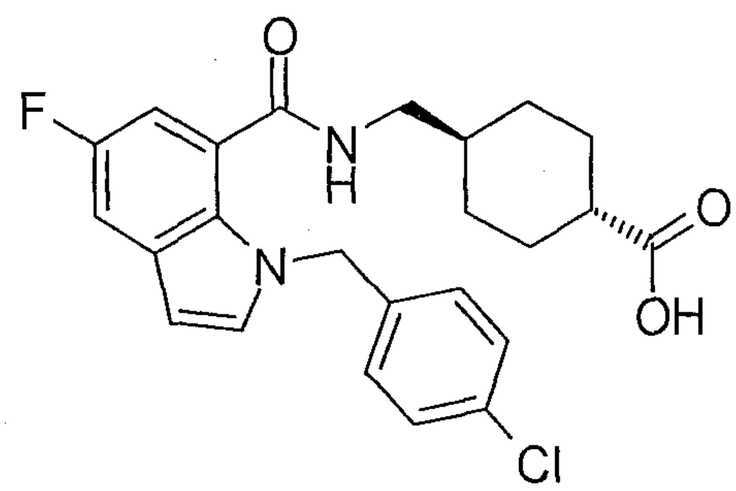
103	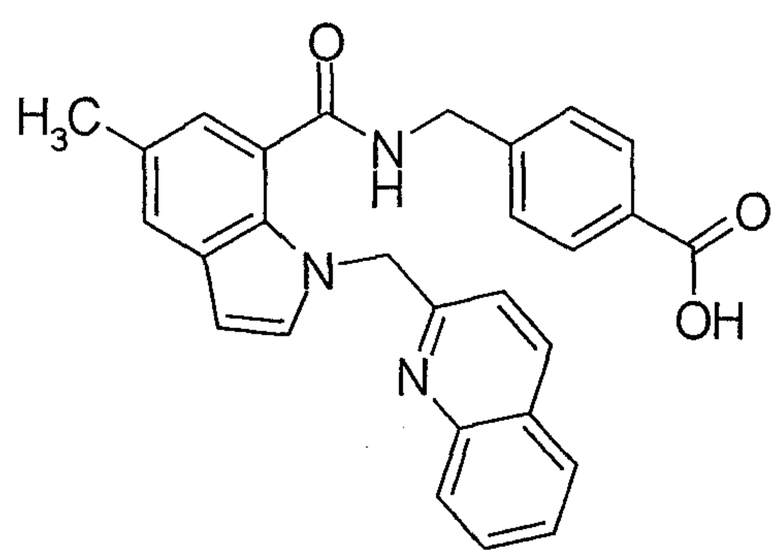
104	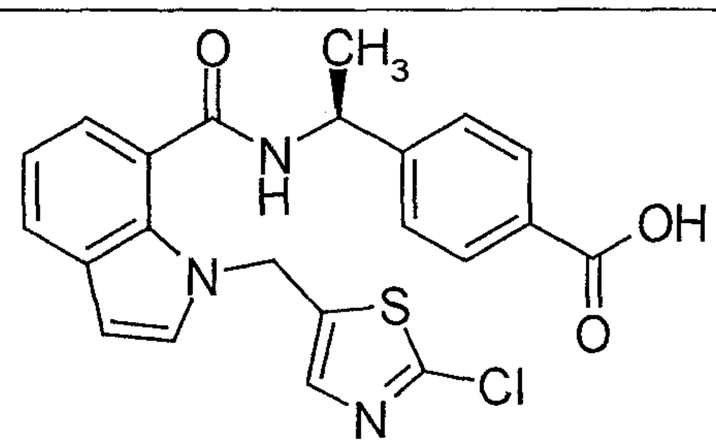

[0356]

[Table 163]

Ex	Structure
105	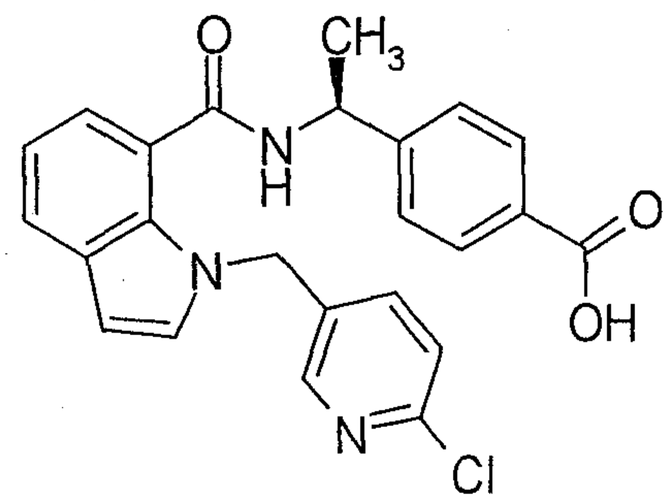
106	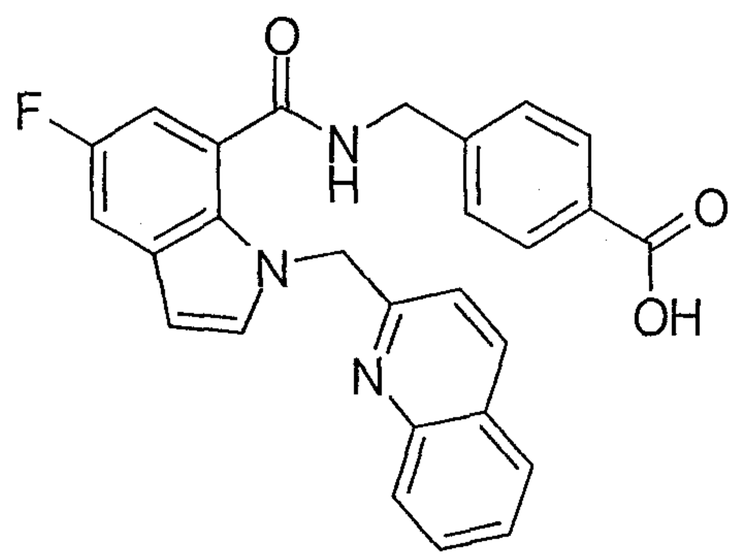
107	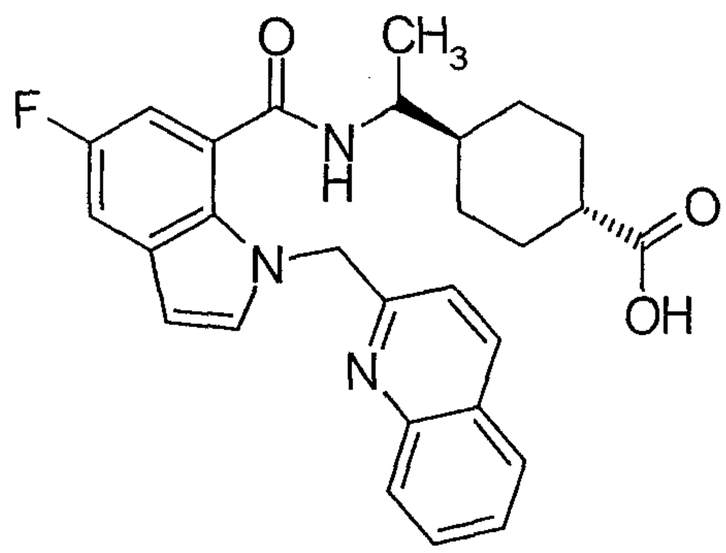
108	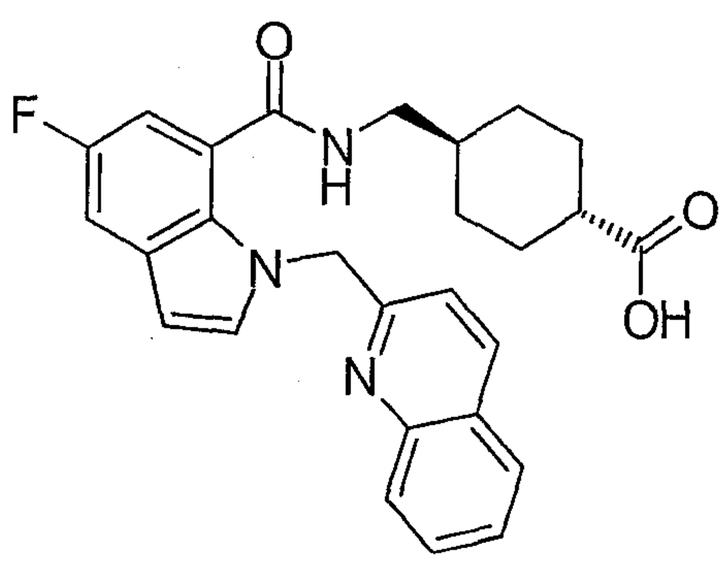

[0357]

[Table 164]

Ex	Structure
109	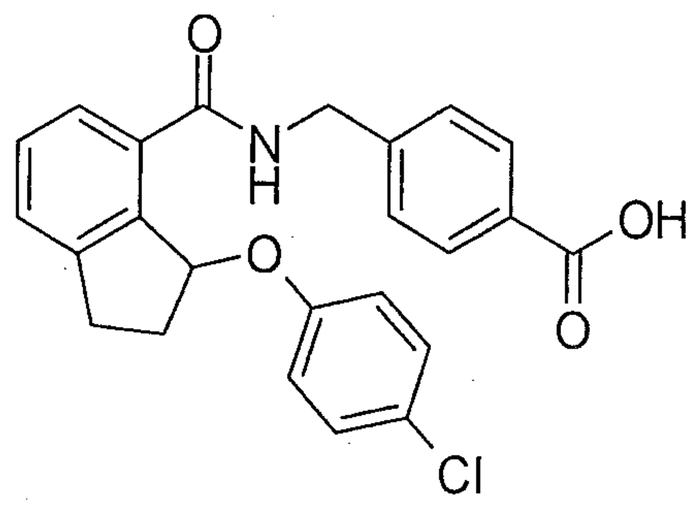
110	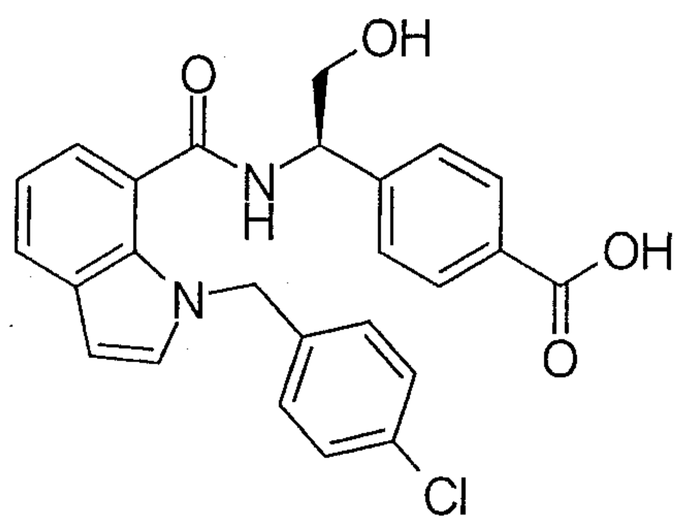
112	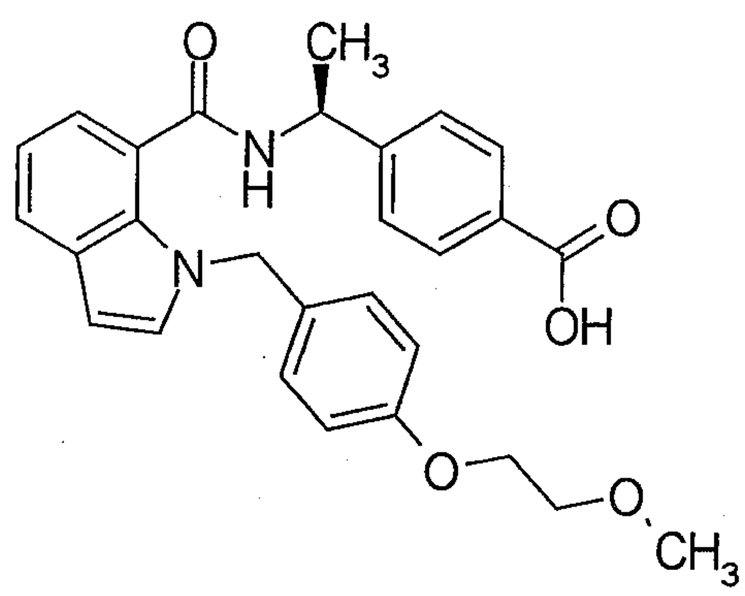
113	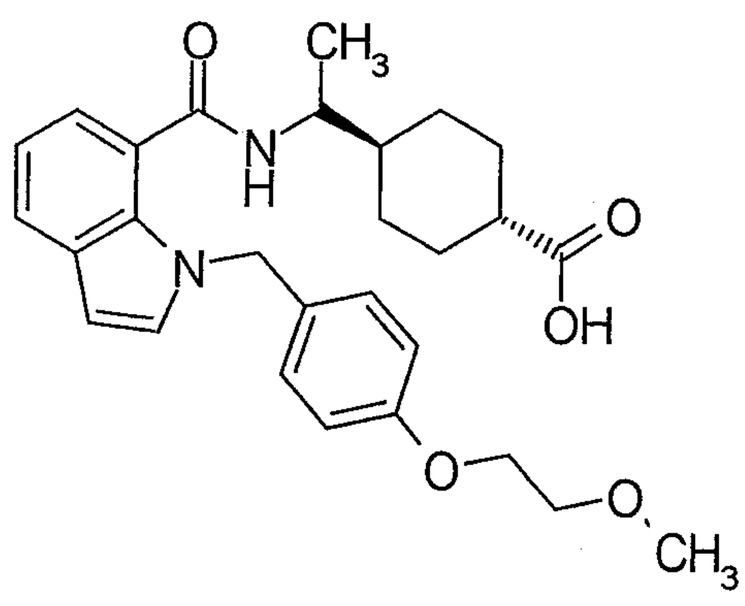

[0358]

[Table 165]

Ex	Structure
114	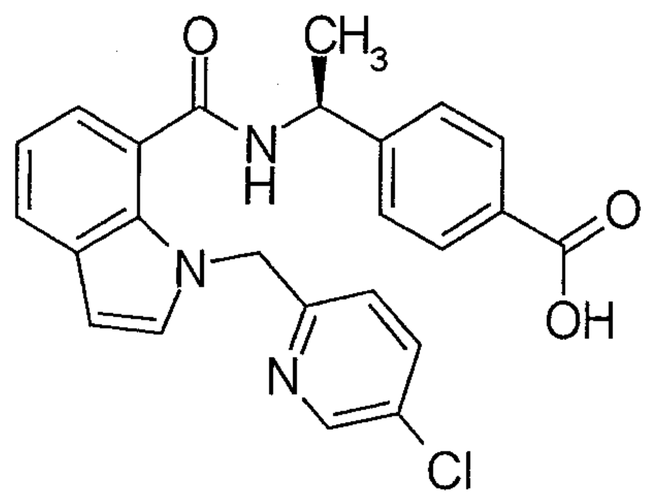
115	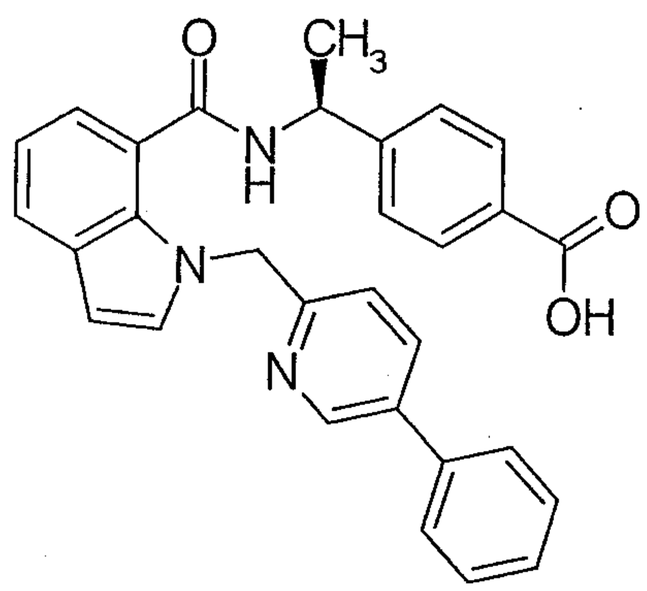
116	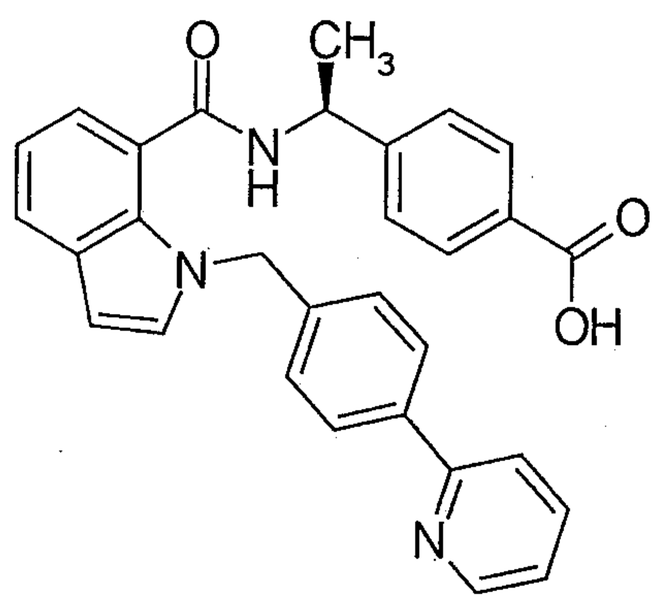
117	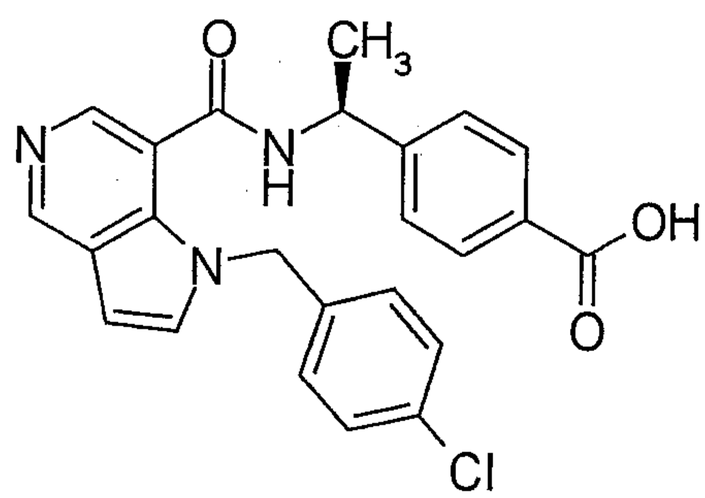

[0359]

[Table 166]

Ex	Structure
118	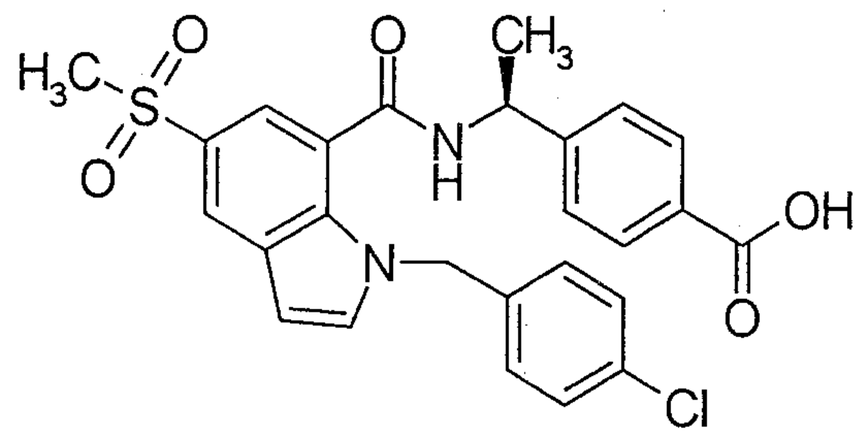
119	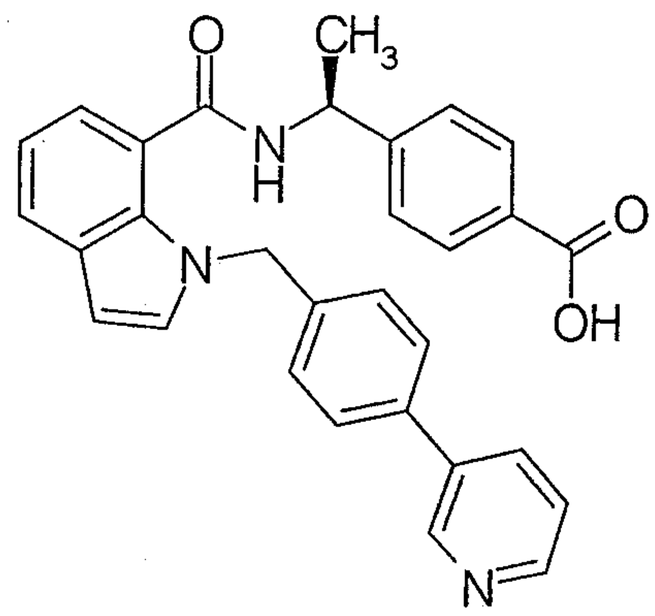
120	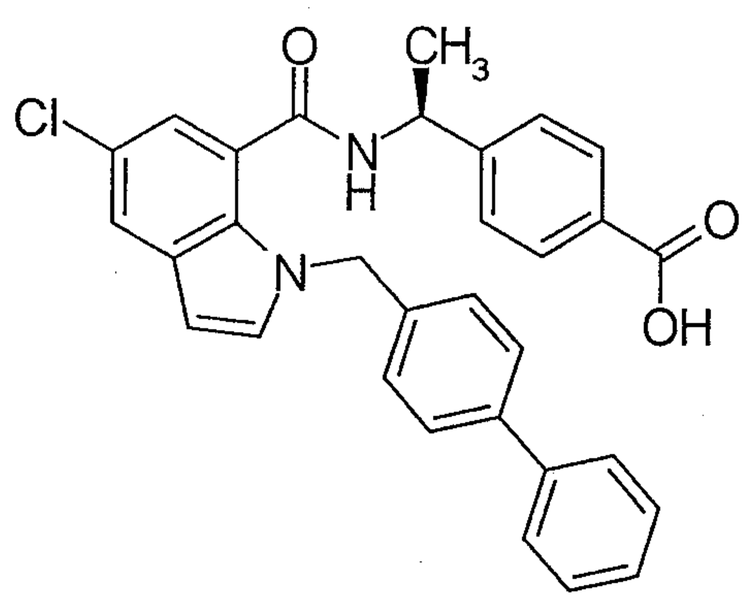
121	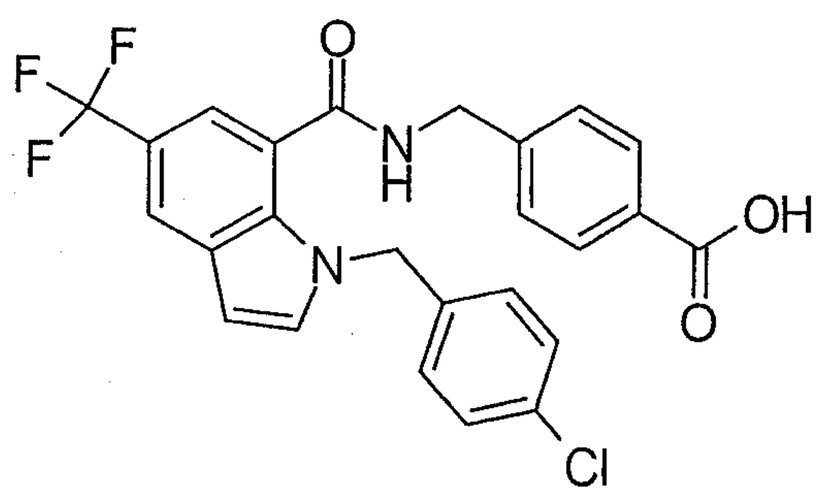

[0360]

[Table 167]

Ex	Structure
122	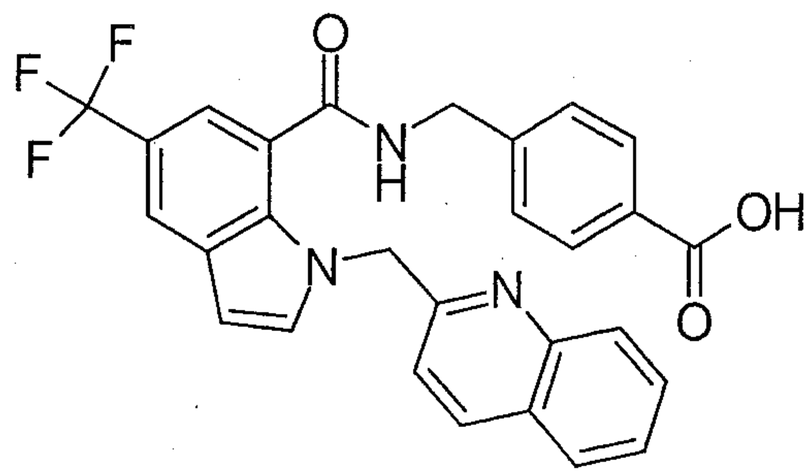
123	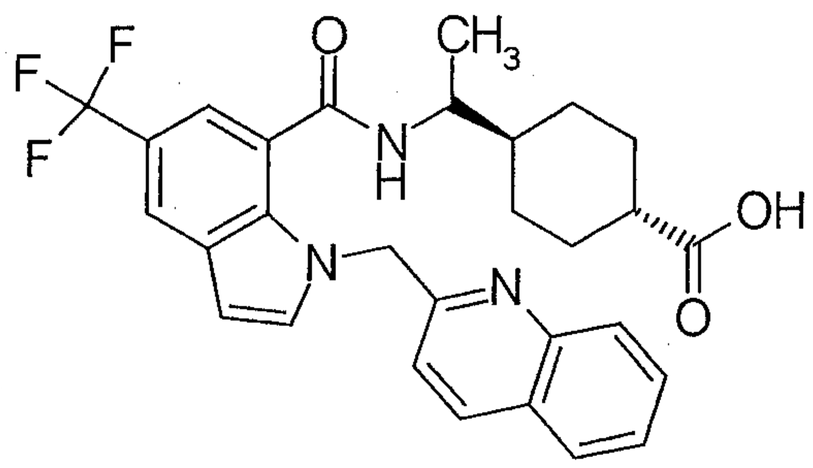
124	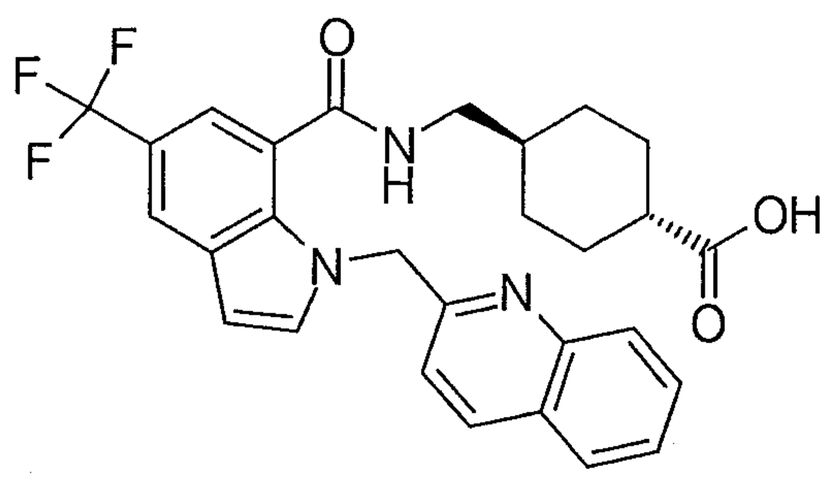
125	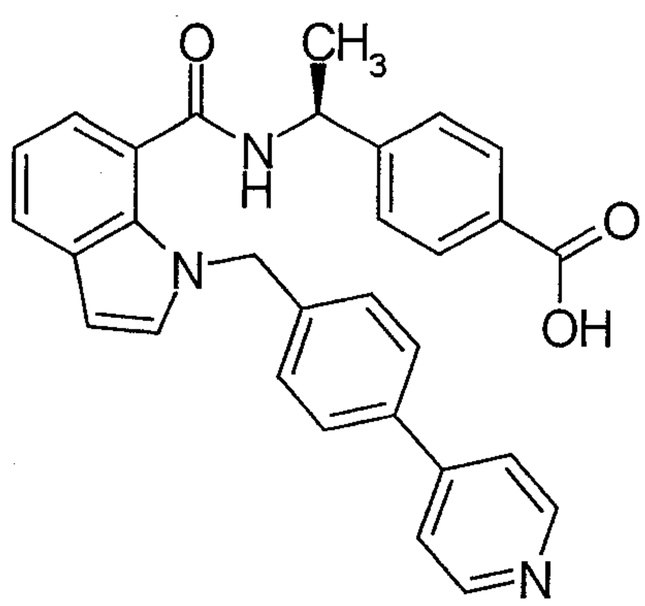

[0361]

[Table 168]

Ex	Structure
126	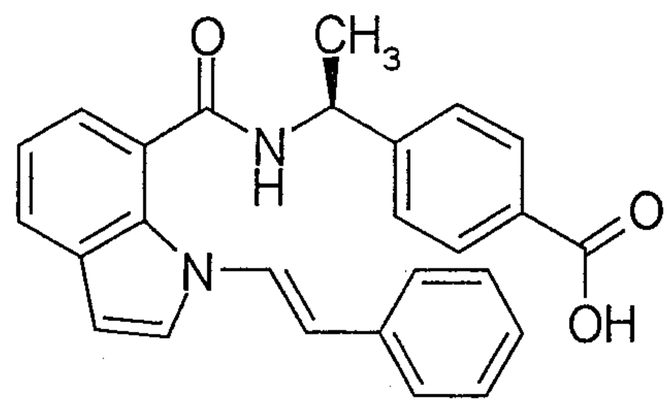
127	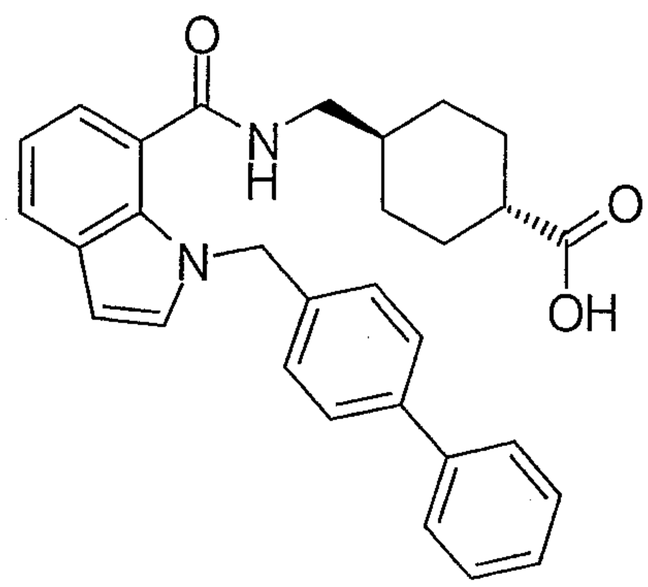
128	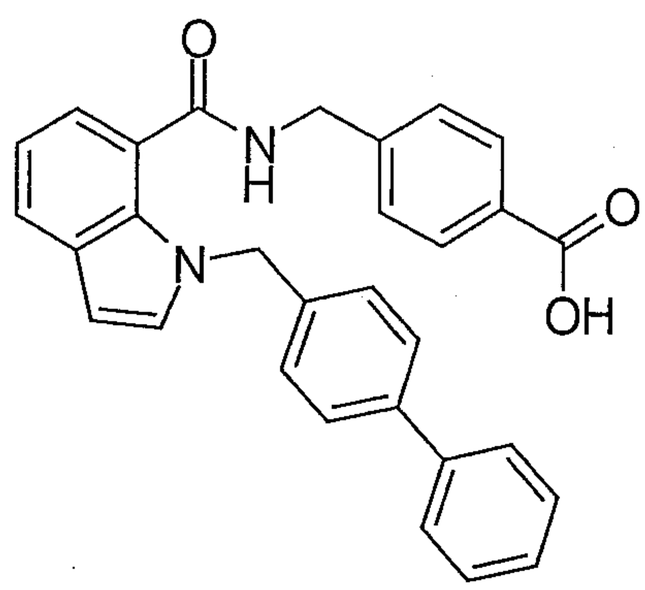
129	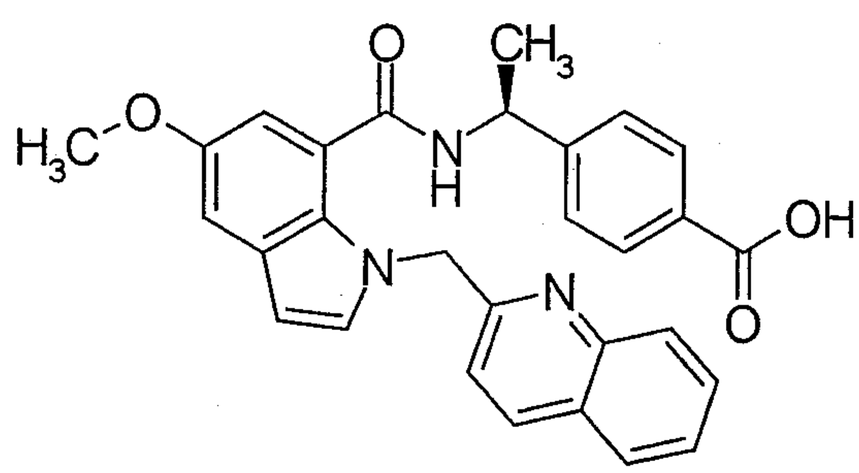

[0362]

[Table 169]

Ex	Structure
130	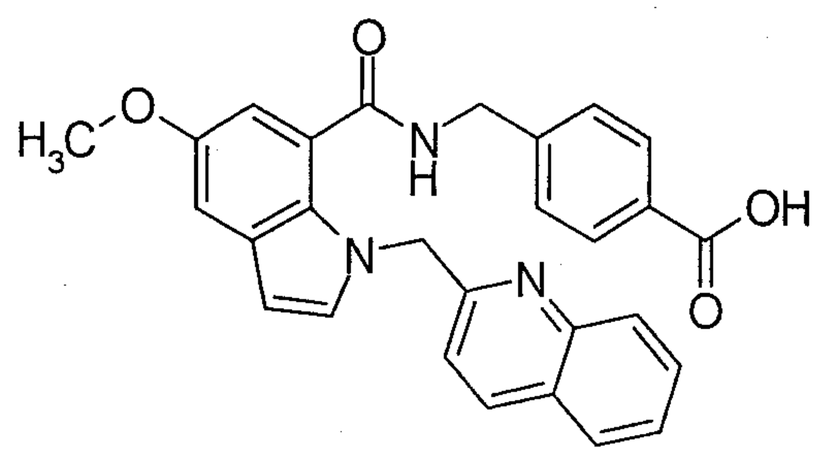
131	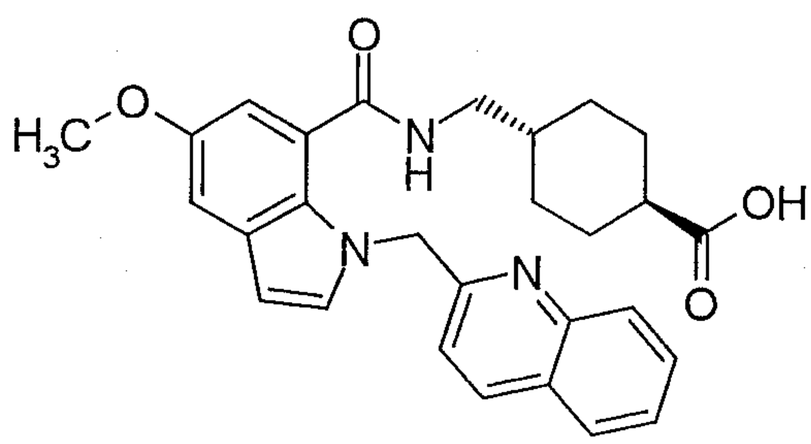
132	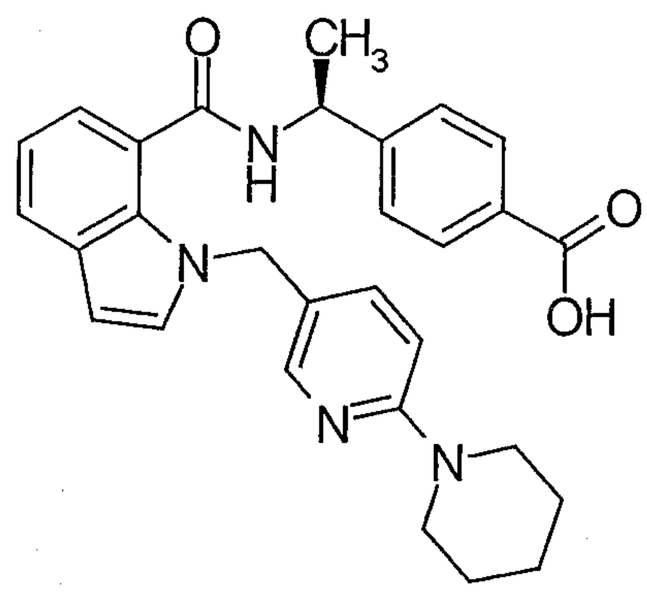
133	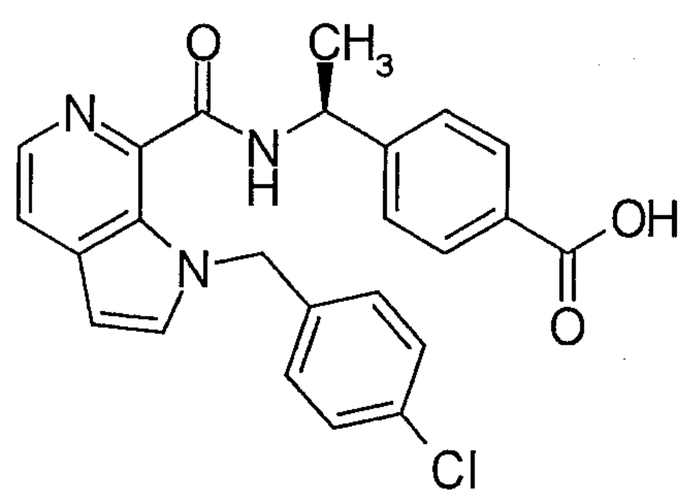

[0363]

[Table 170]

Ex	Structure
134	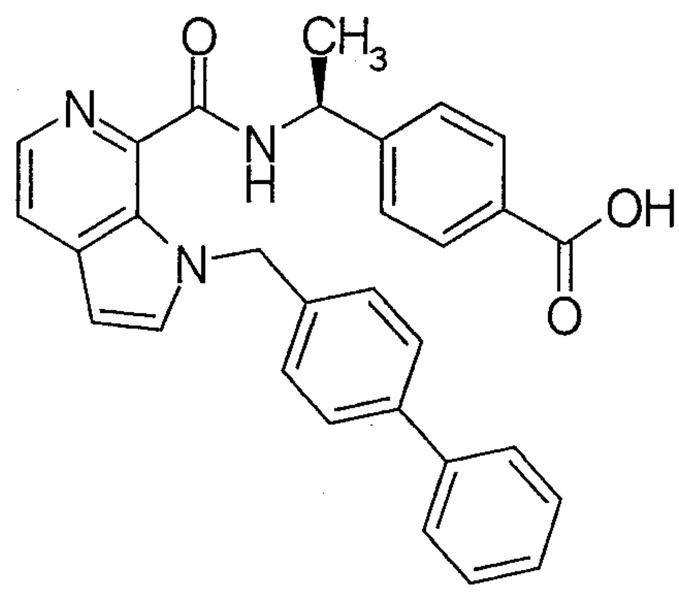
135	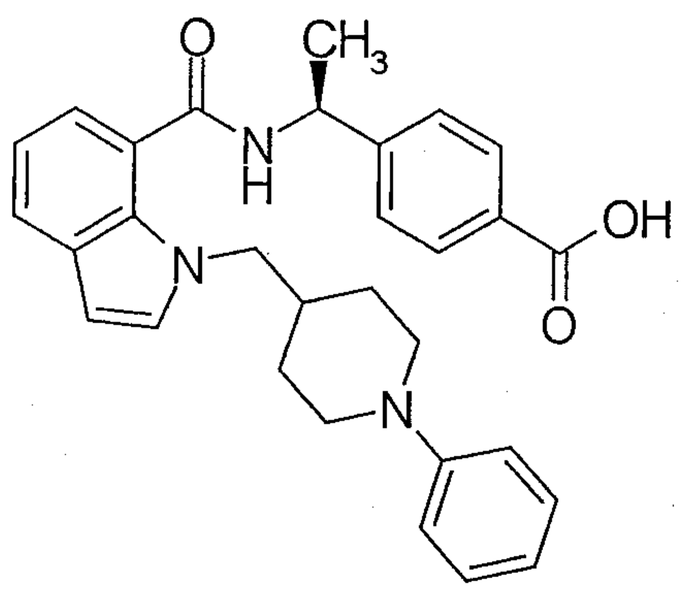
136	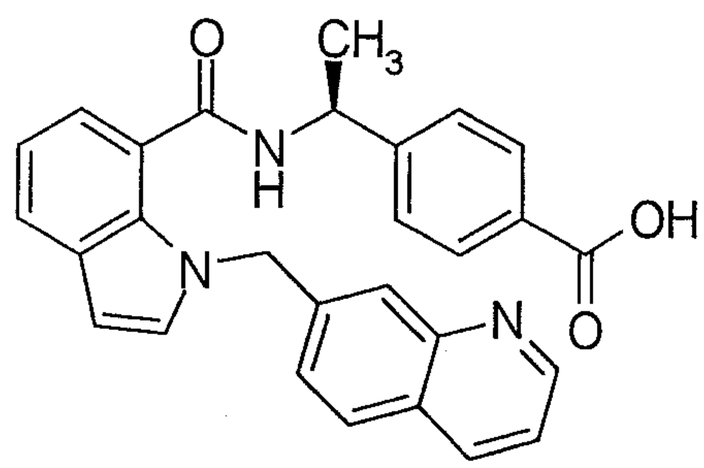
137	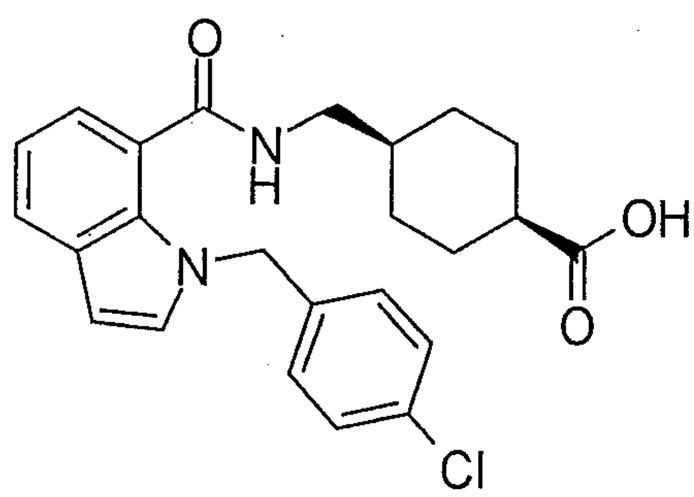

[0364]

[Table 171]

Ex	Structure
138	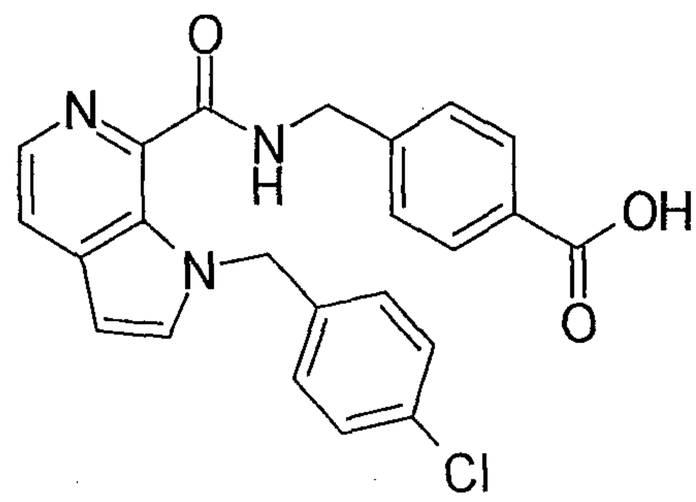
139	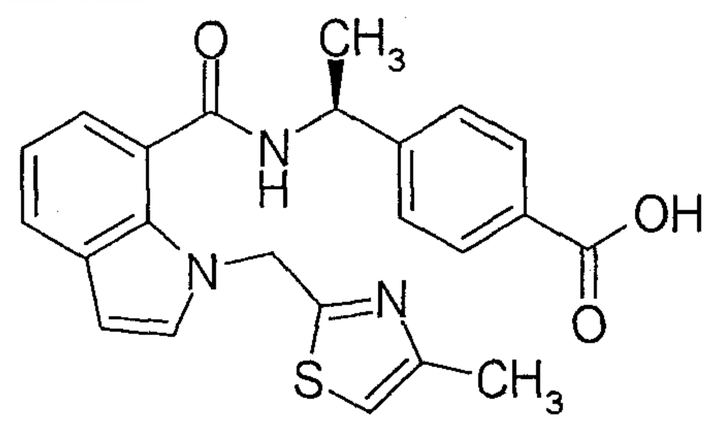
140	
141	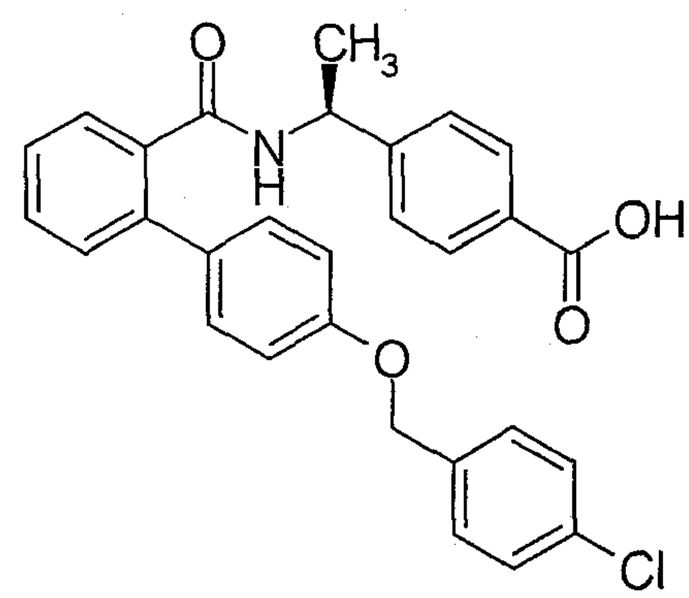

[0365]

[Table 172]

Ex	Structure
142	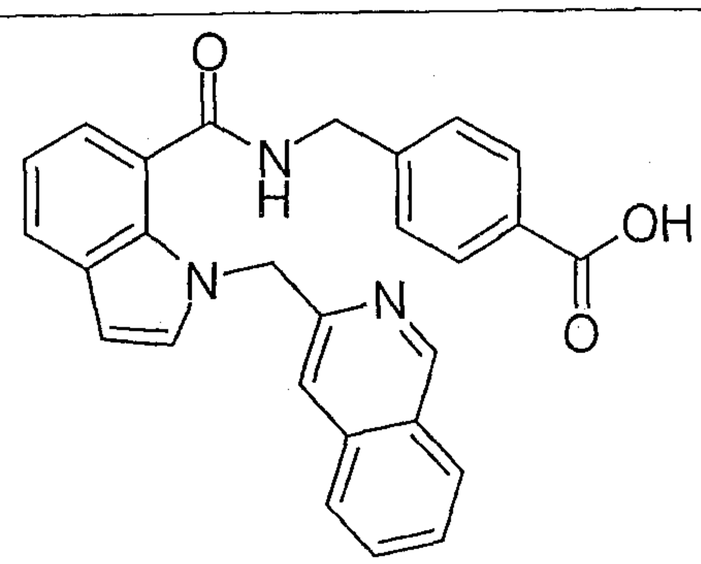
143	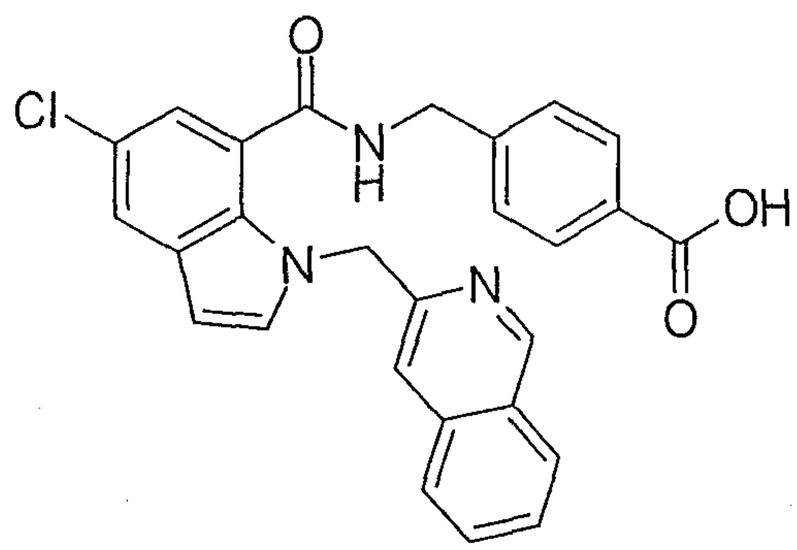
144	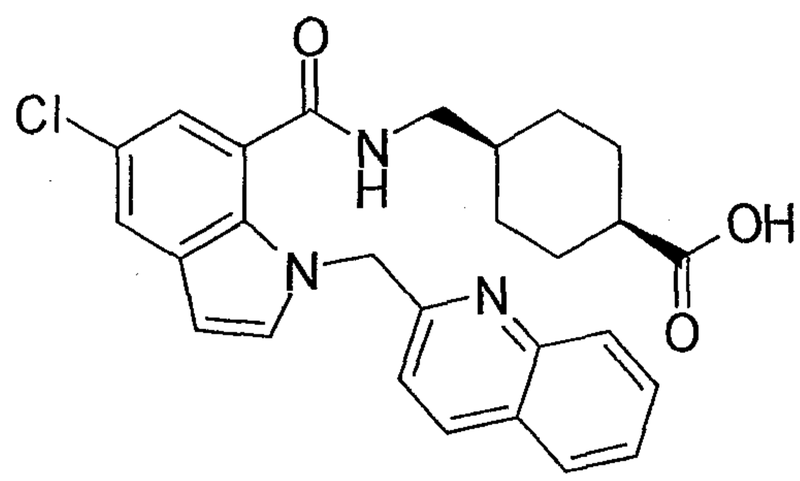
145	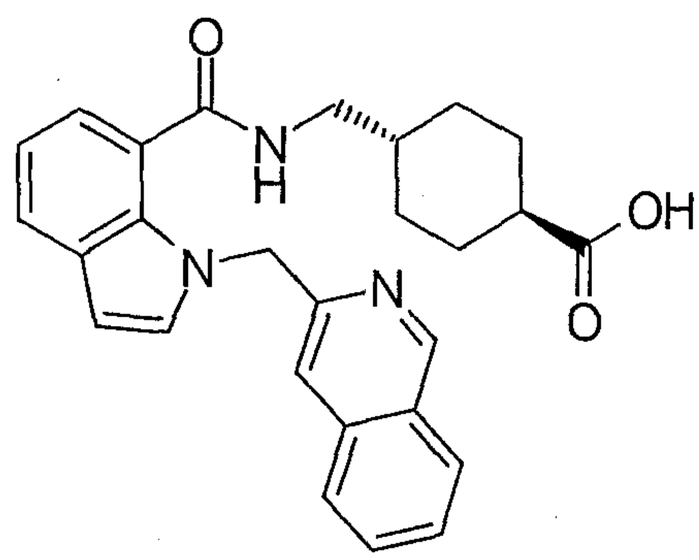

[0366]

[Table 173]

Ex	Structure
146	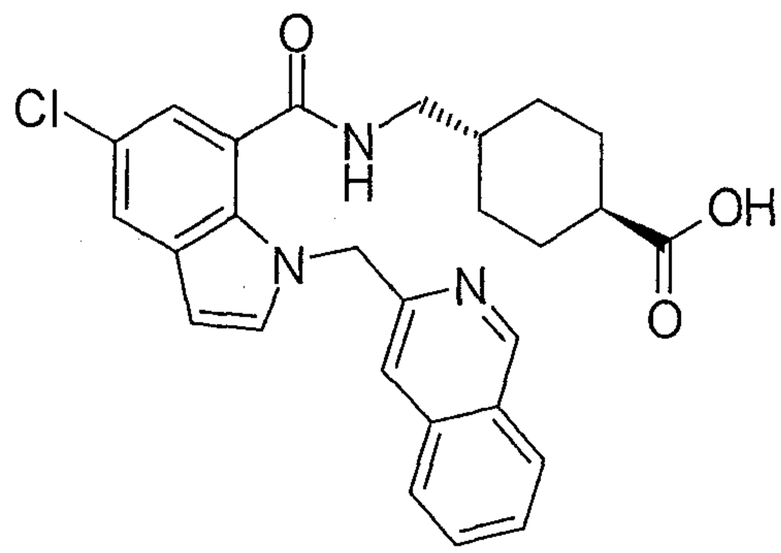
147	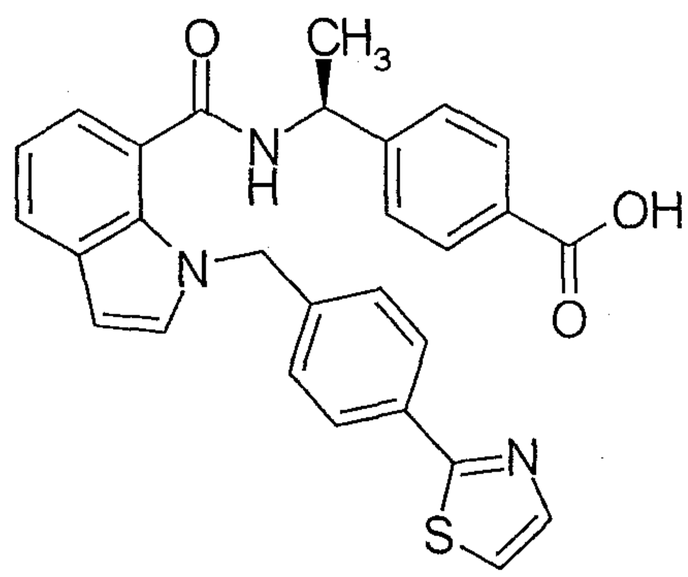
148	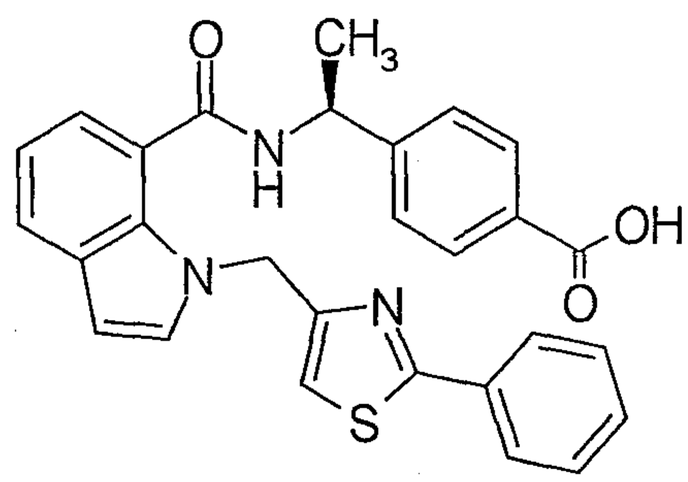
149	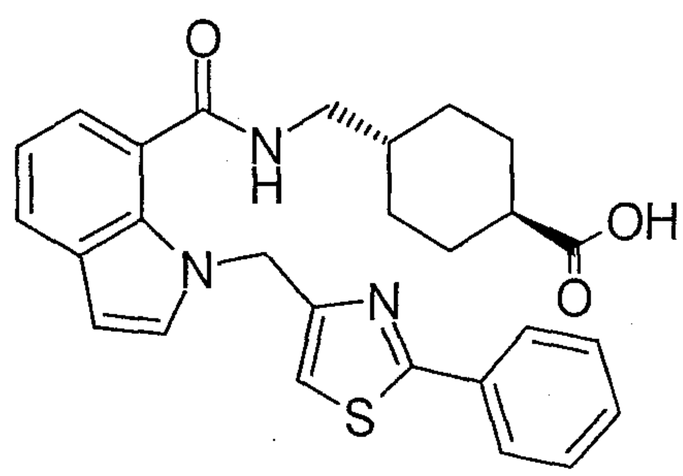

[0367]

[Table 174]

Ex	Structure
150	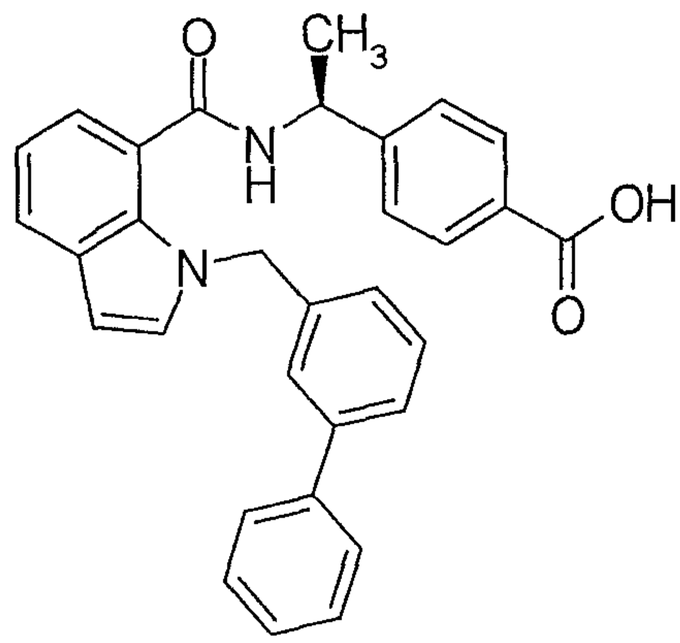
151	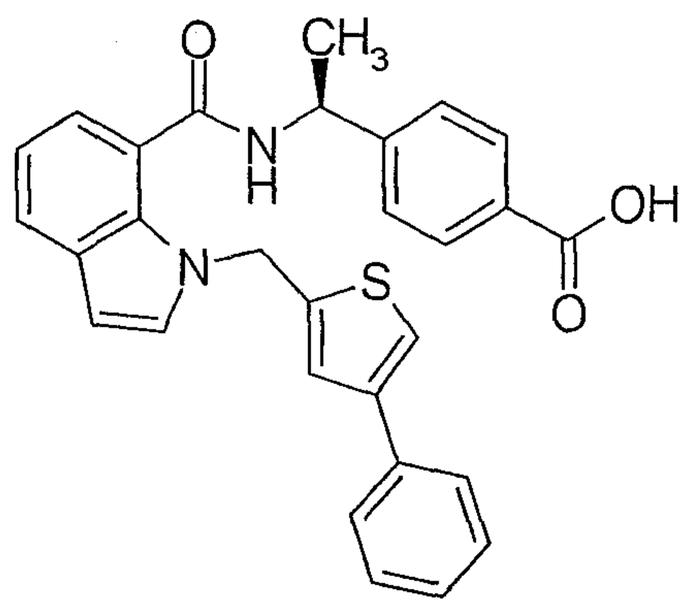
152	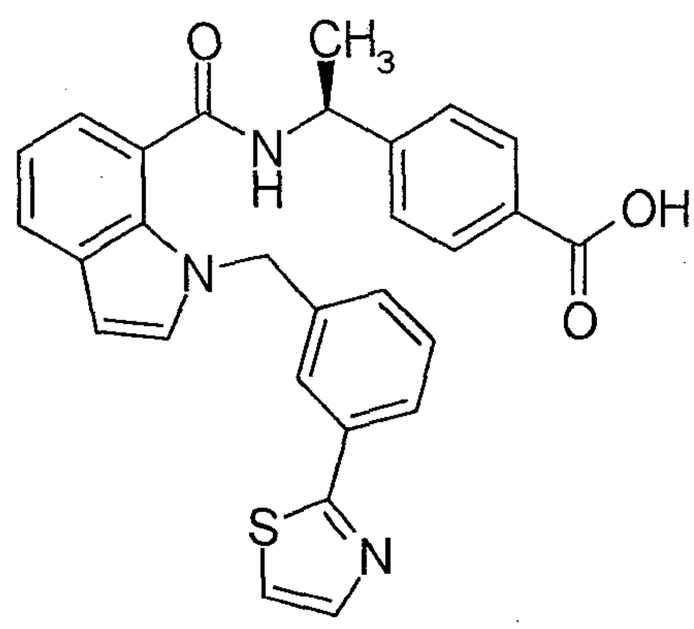

[0368]

[Table 175]

Ex	Structure
153	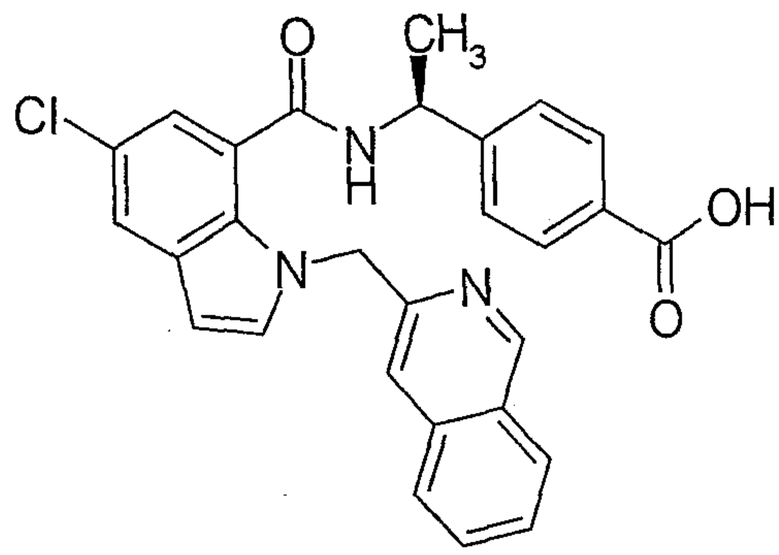
154	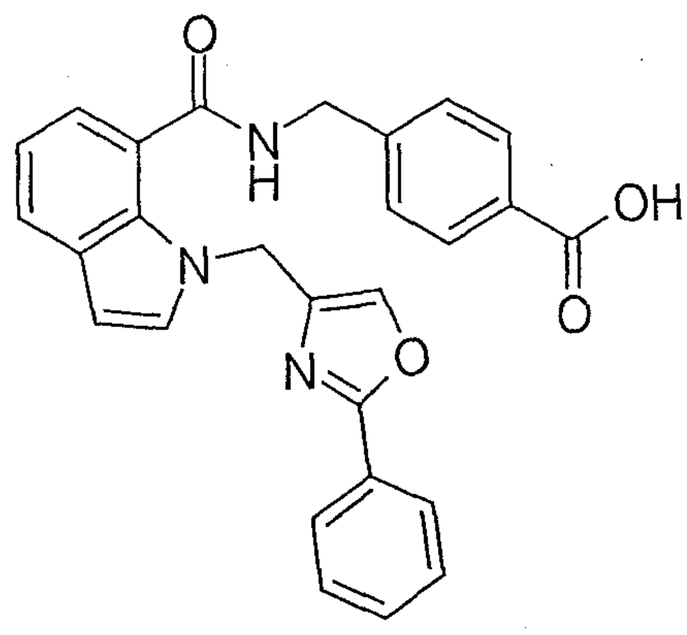
155	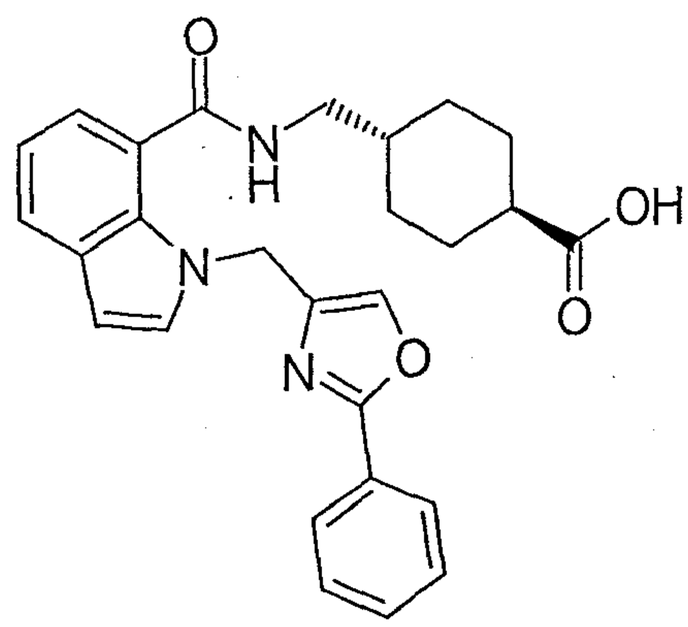

[0369]

[Table 176]

Ex	Structure
156	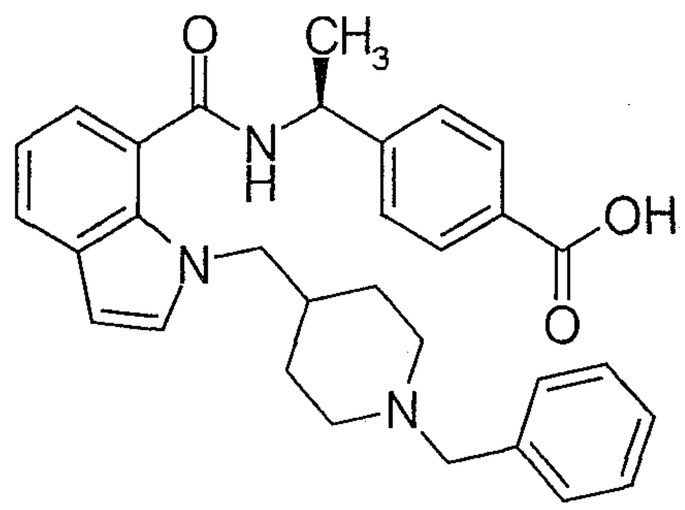
157	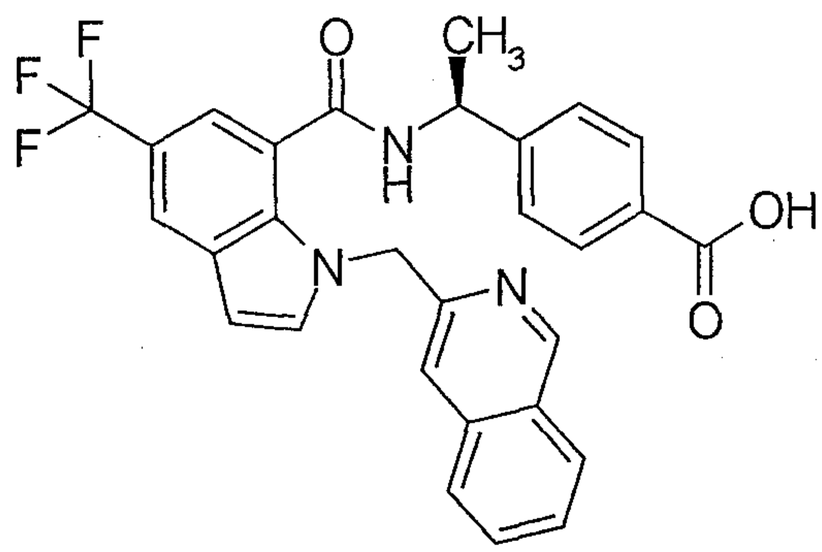
158	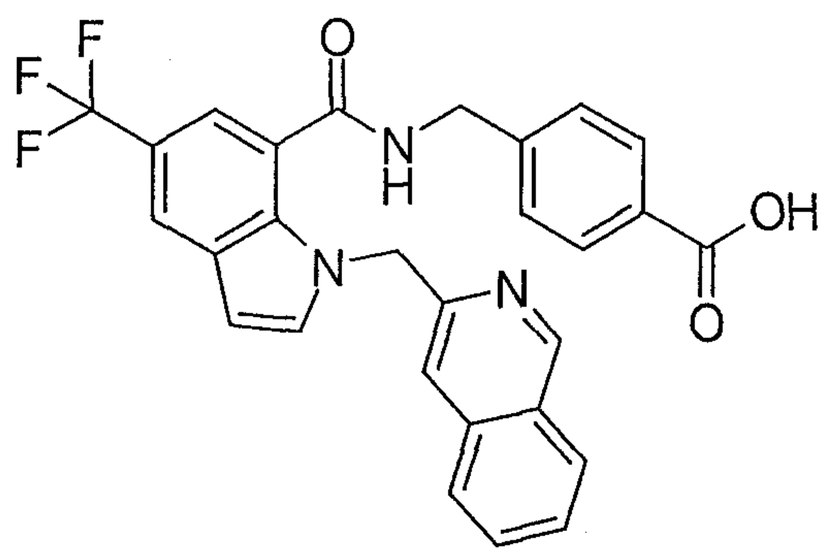
159	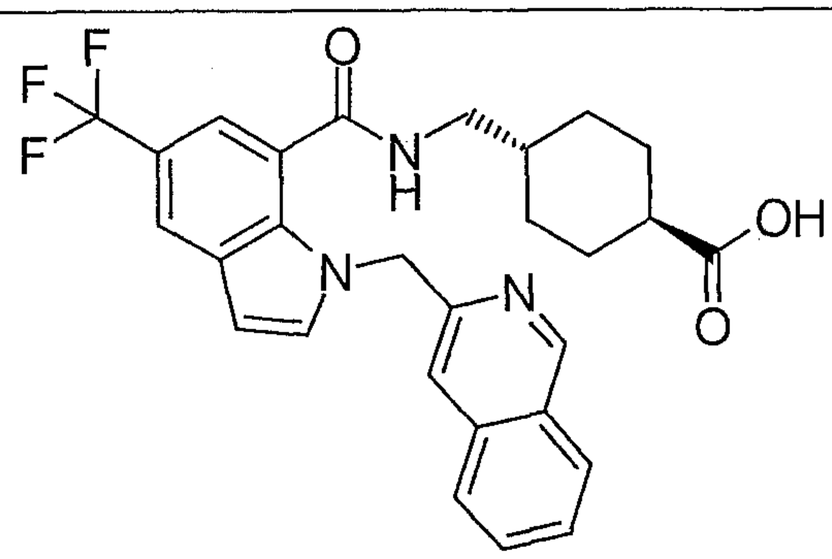

[0370]

[Table 177]

Ex	Structure
160	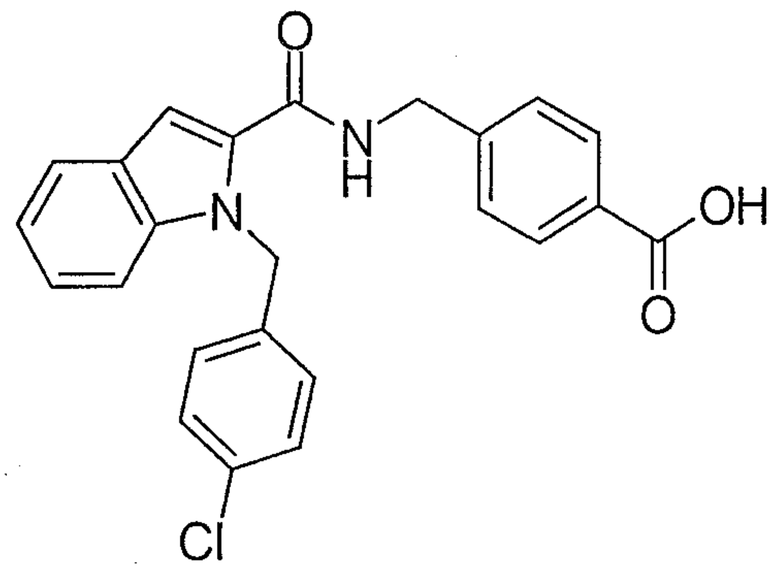
161	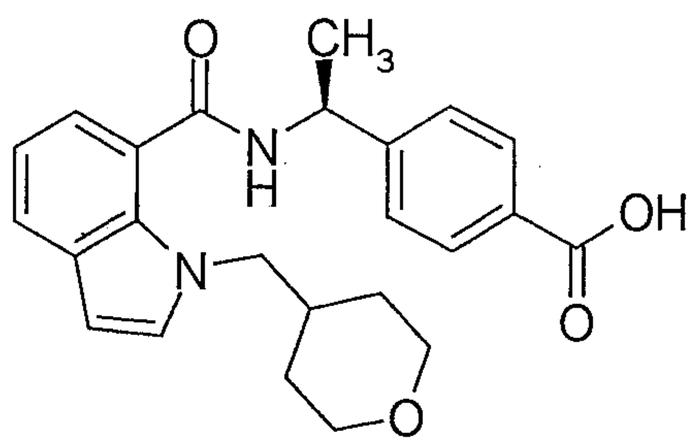
162	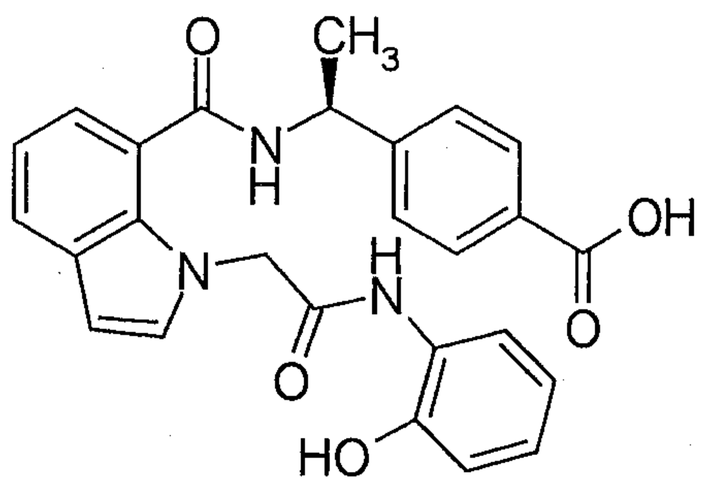
163	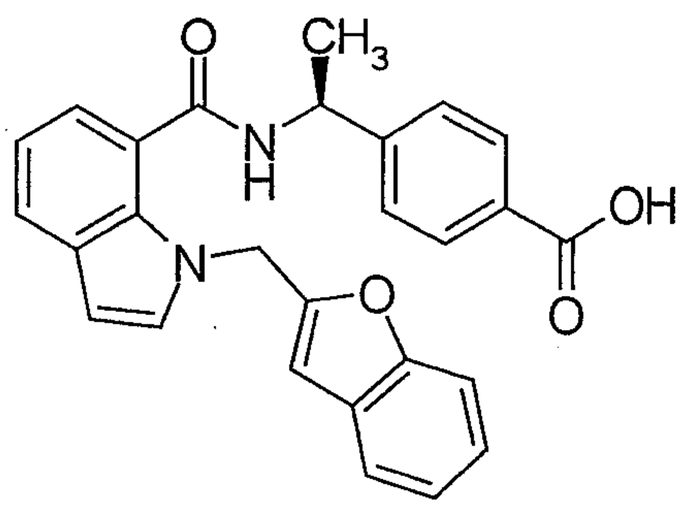

[0371]

[Table 178]

Ex	Structure
164	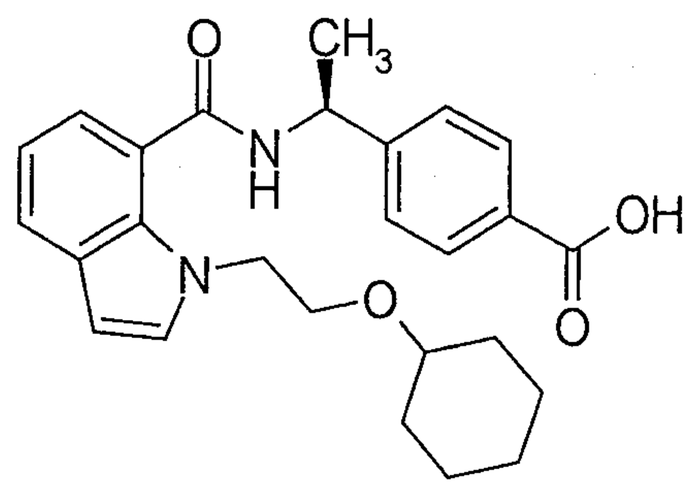
165	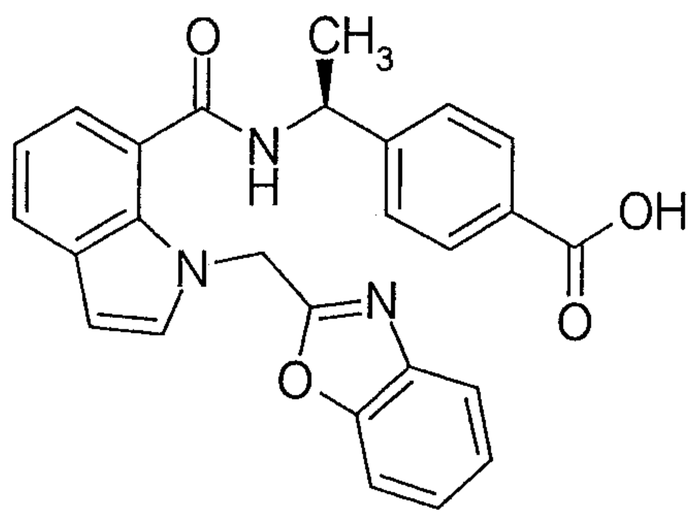
166	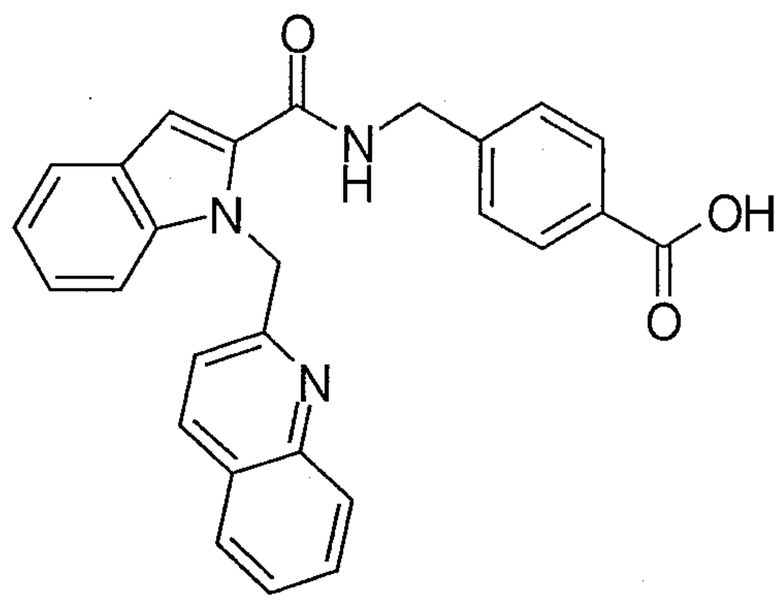
167	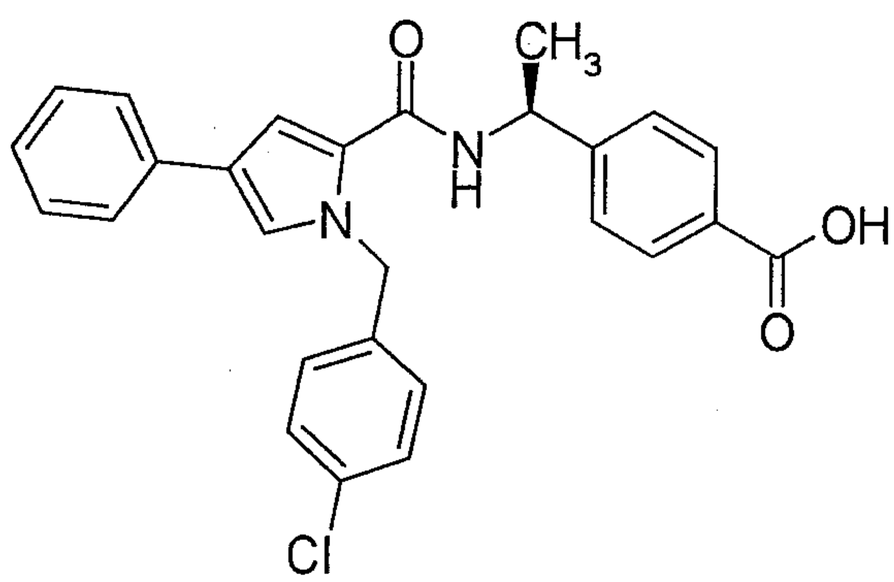

[0372]

[Table 179]

Ex	Structure
168	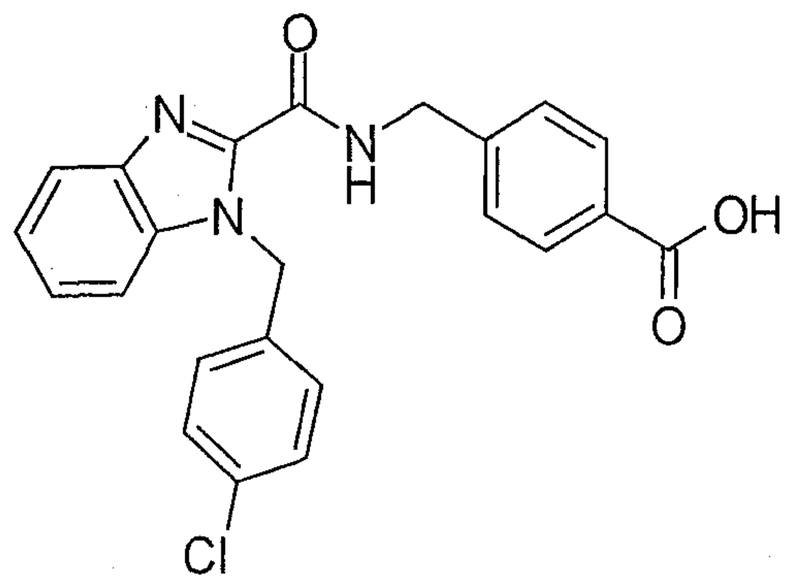
169	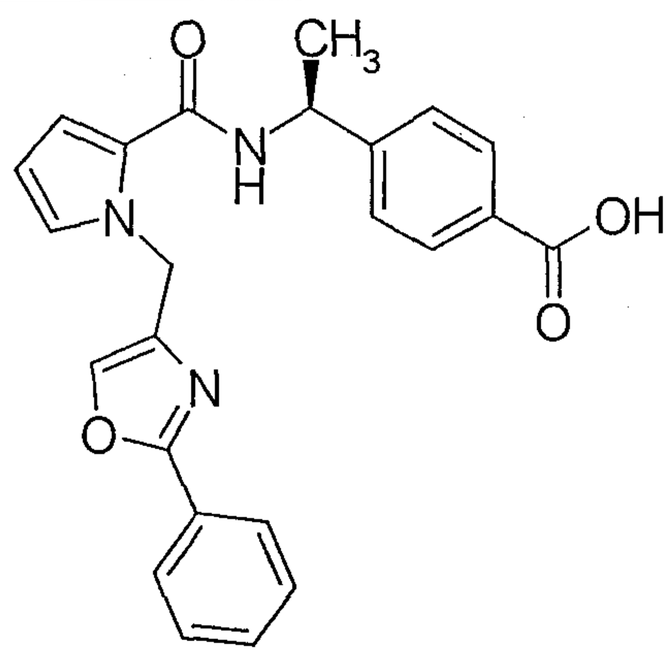
170	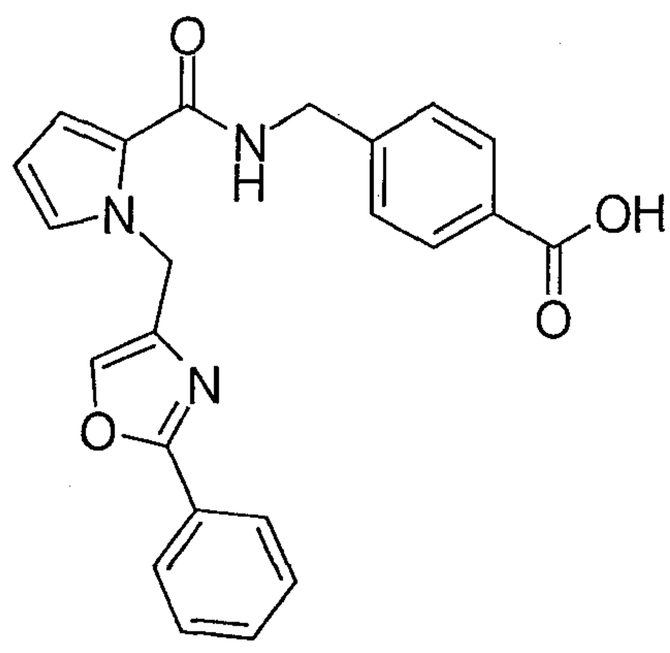

[0373]

[Table 180]

Ex	Structure
171	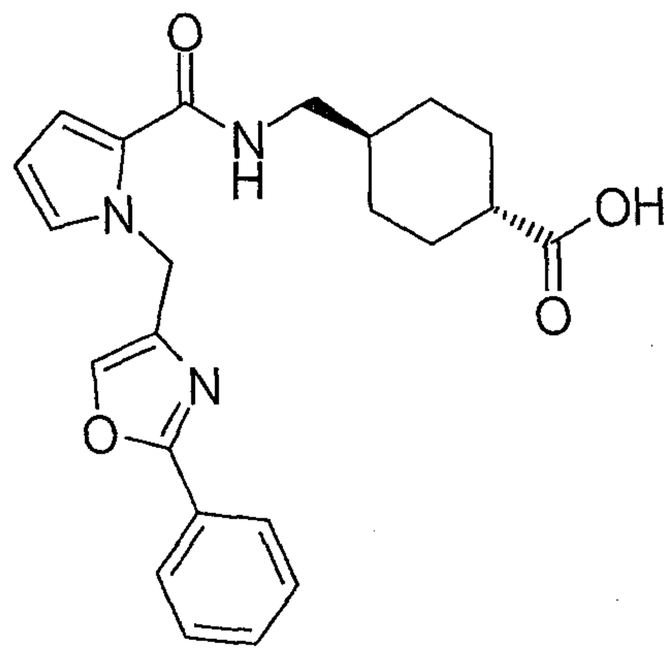
172	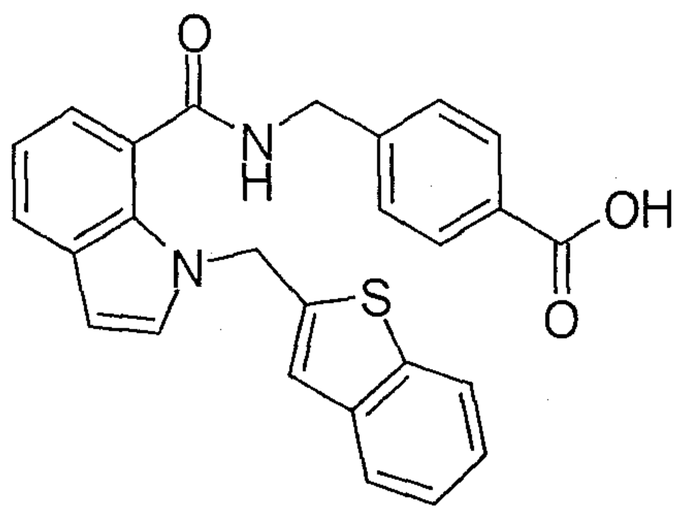
173	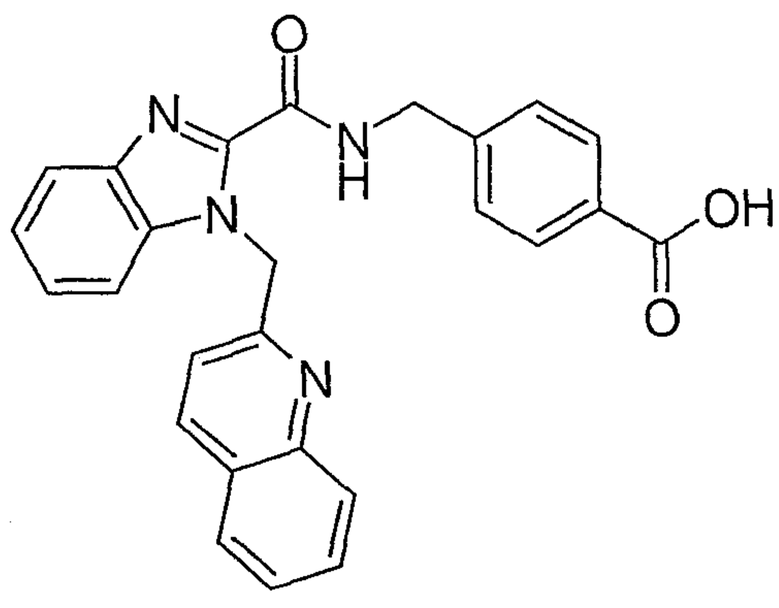

[0374]

[Table 181]

Ex	Structure
174	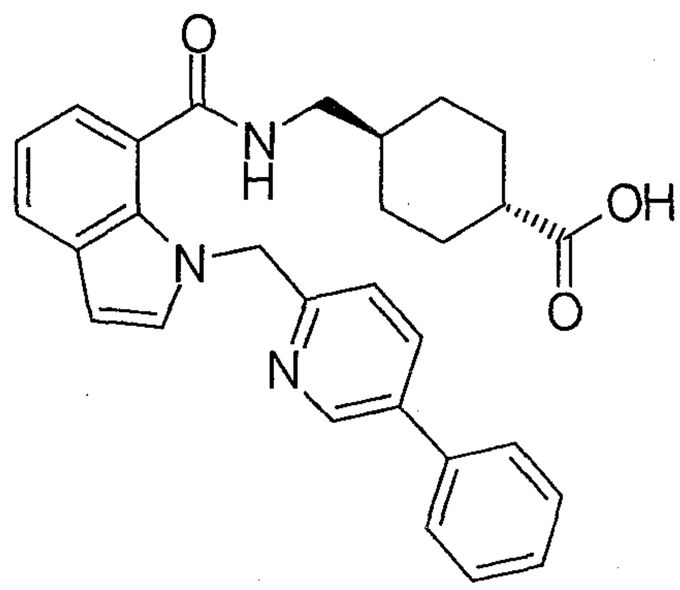
175	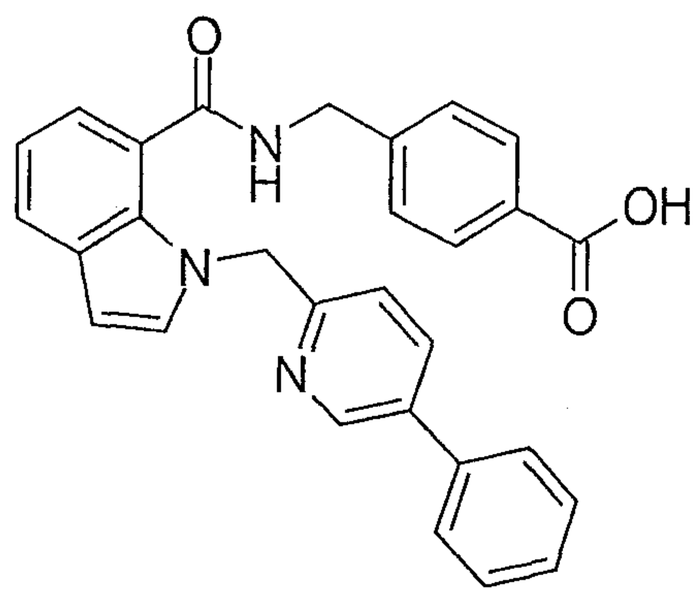
176	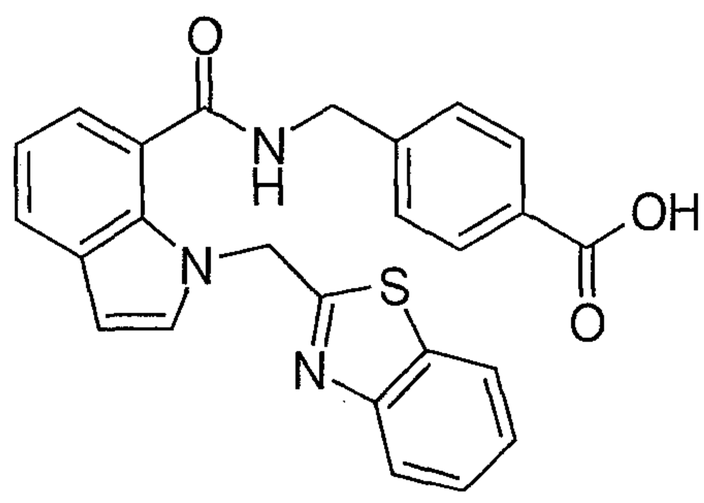

[0375]

[Table 182]

Ex	Structure
177	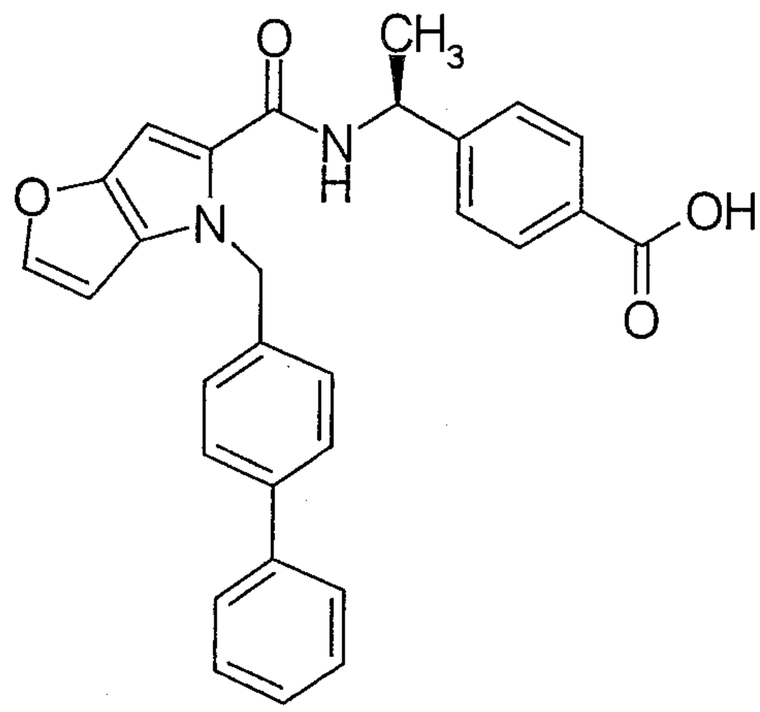
178	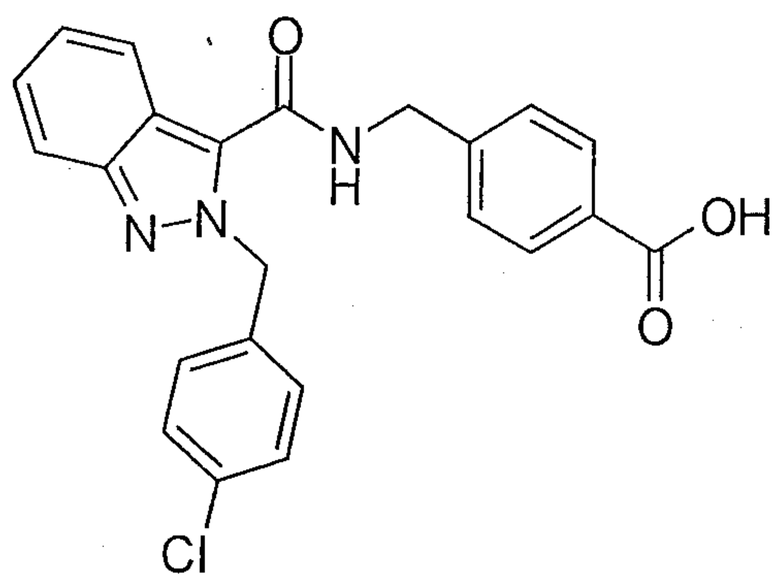
179	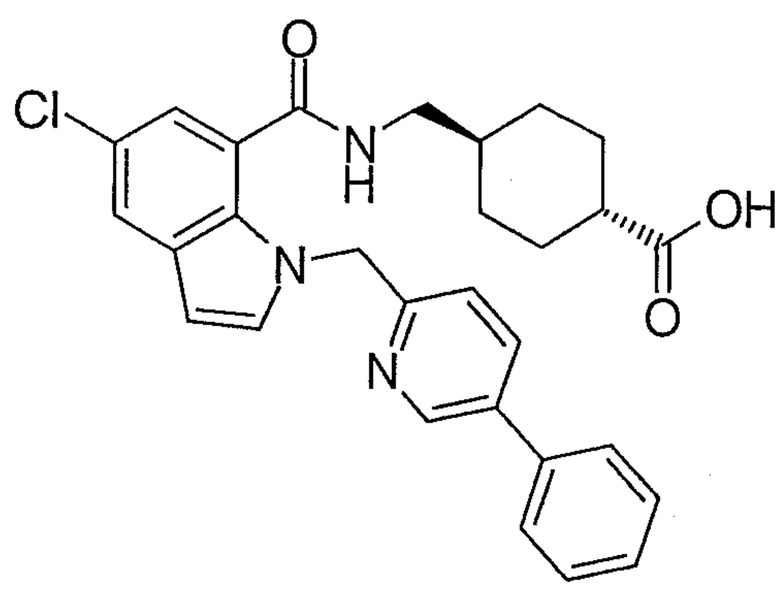

[0376]

[Table 183]

Ex	Structure
180	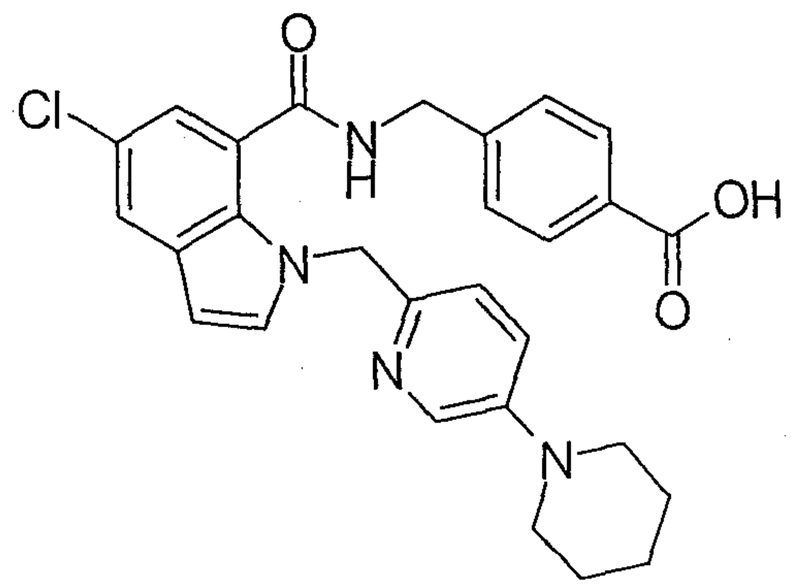
181	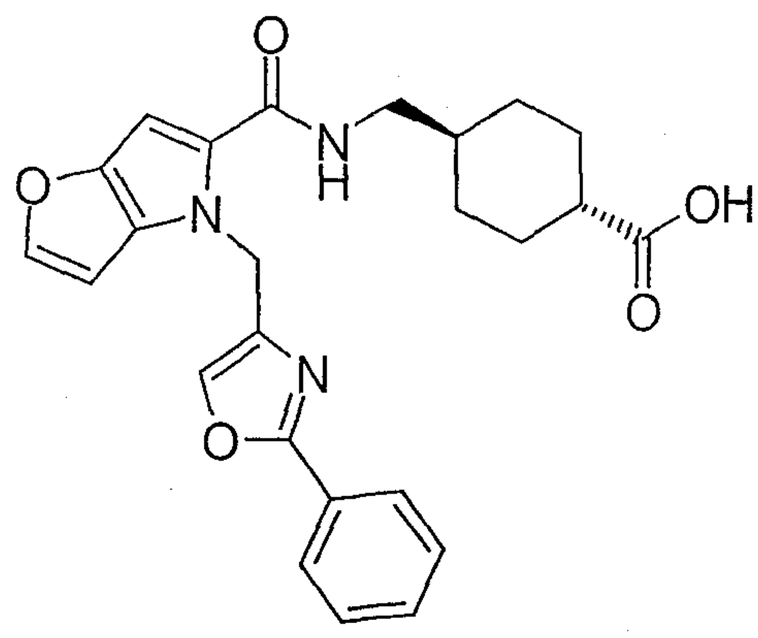
182	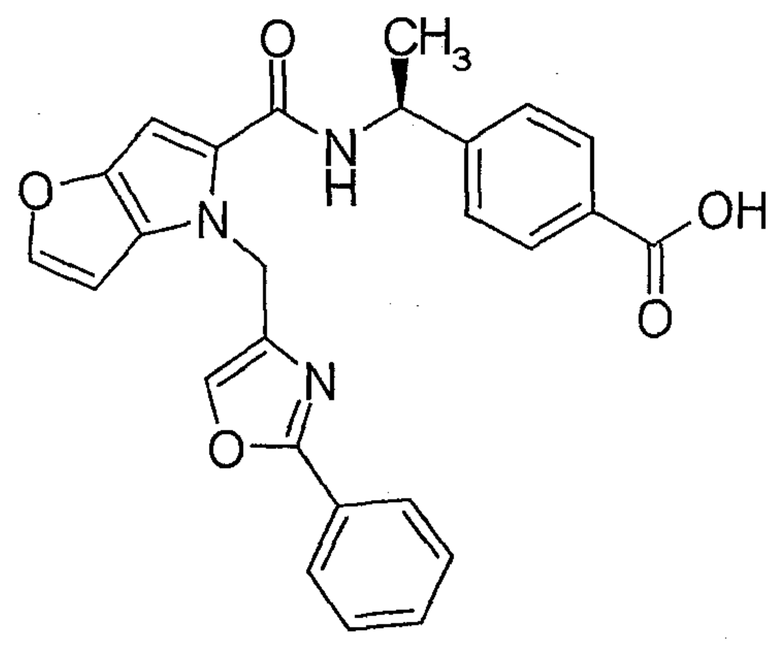

[0377]

[Table 184]

Ex	Structure
183	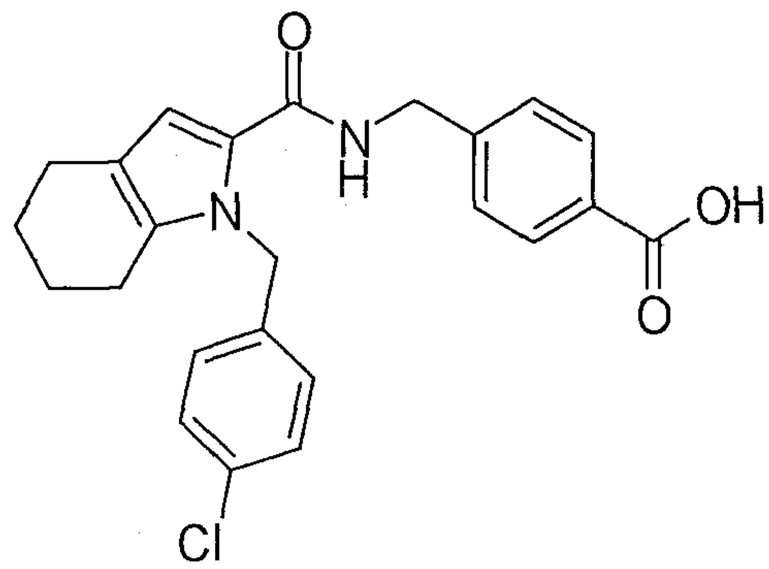
184	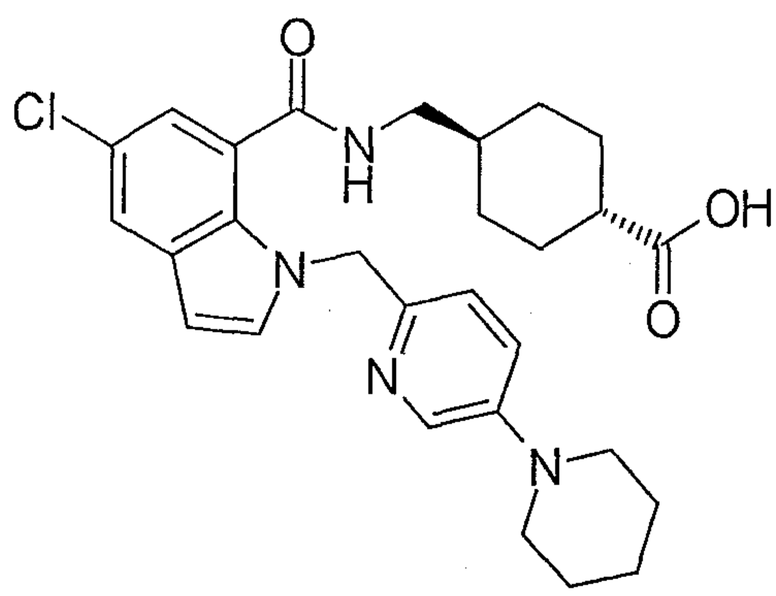
185/Cl	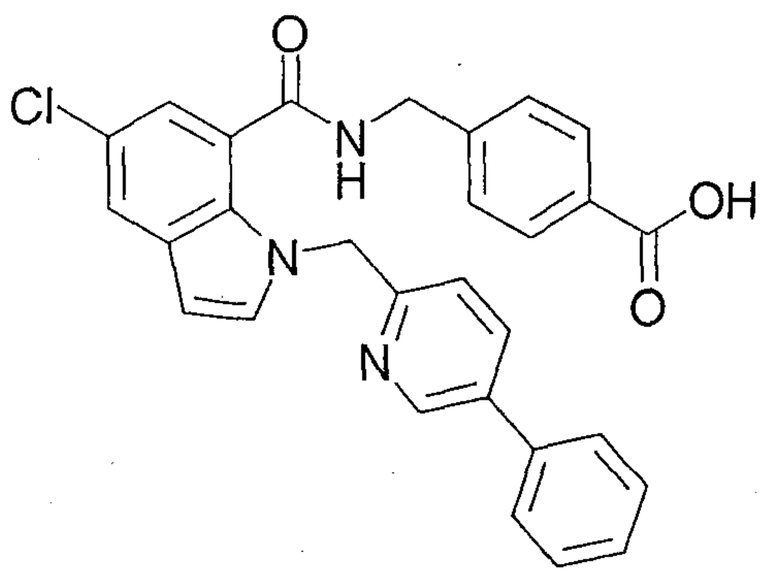

[0378]

[Table 185]

Ex	Structure
186	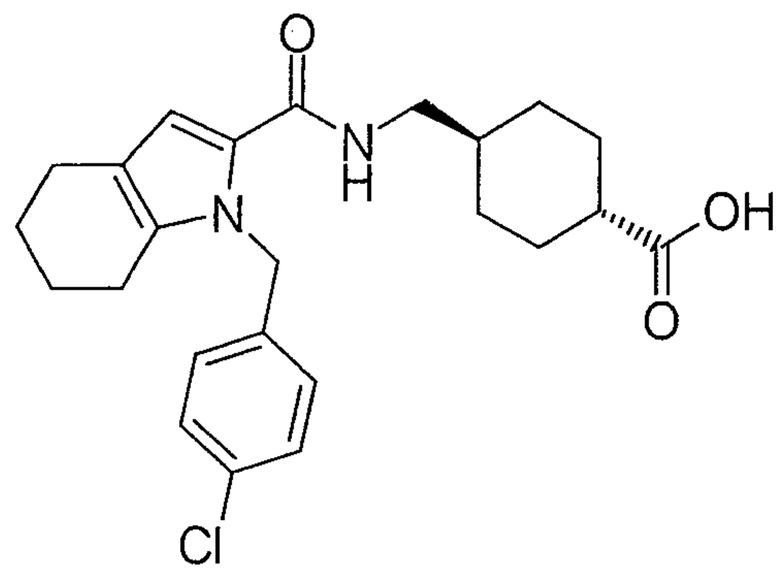
187	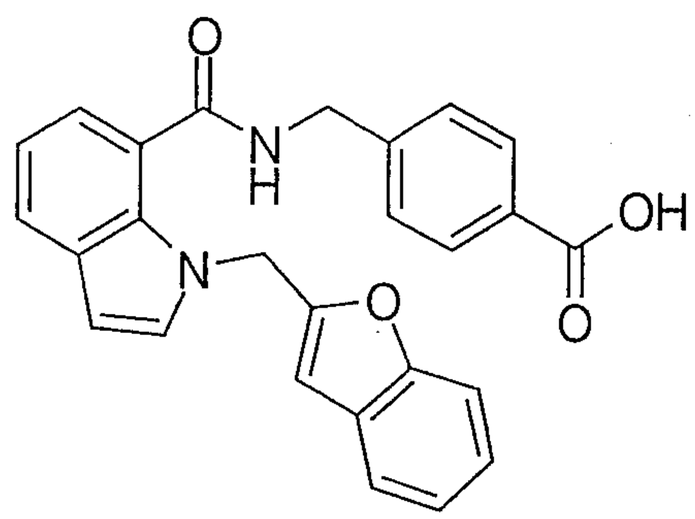
188	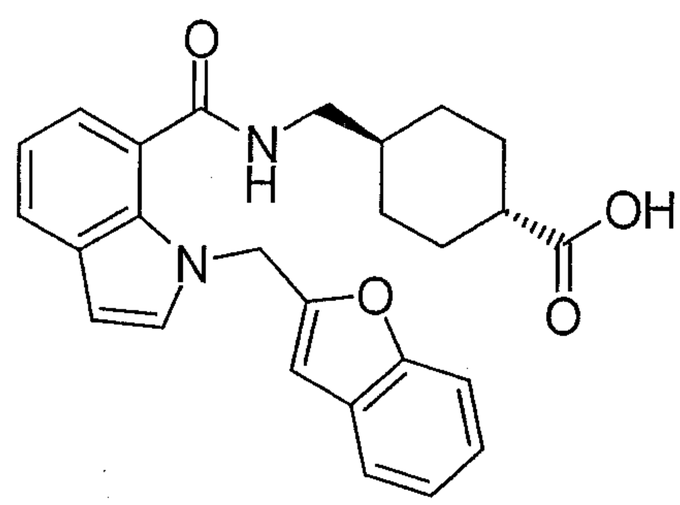
189	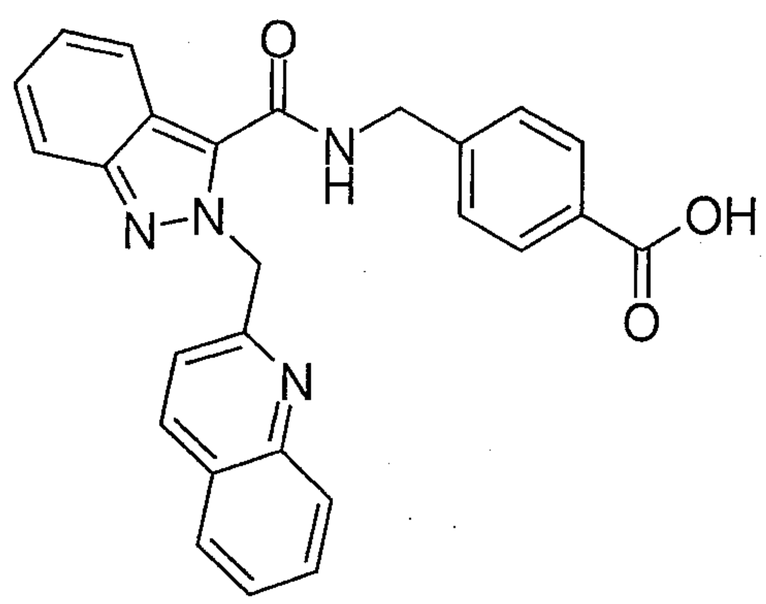

[0379]

[Table 186]

Ex	Structure
190	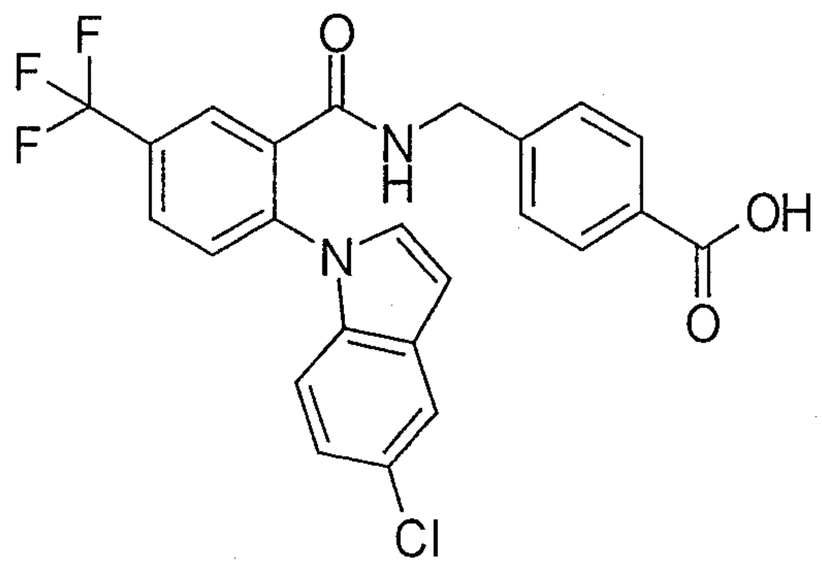
191	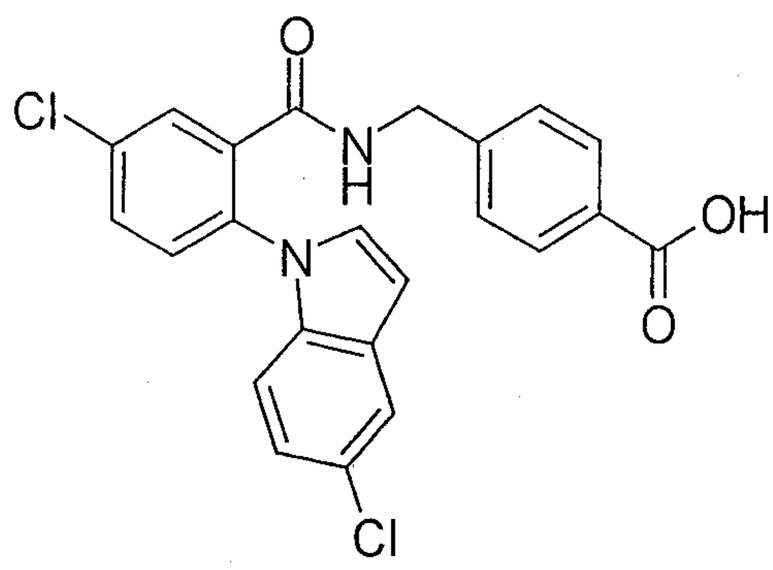
192	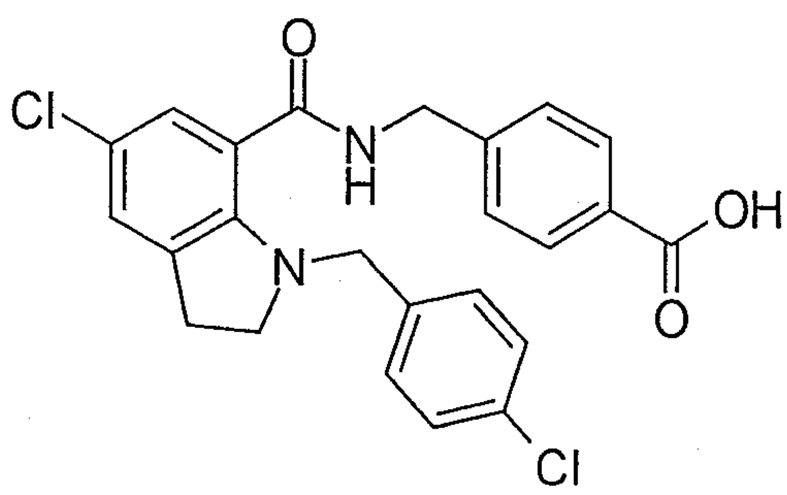
193	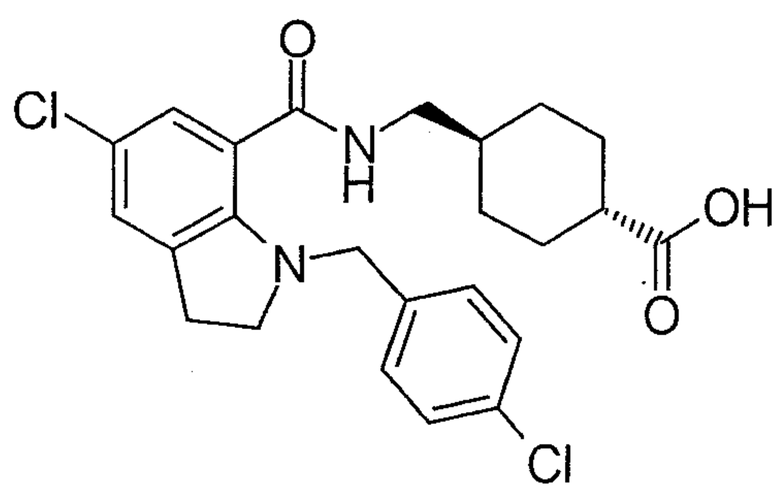

[0380]

[Table 187]

Ex	Structure
194	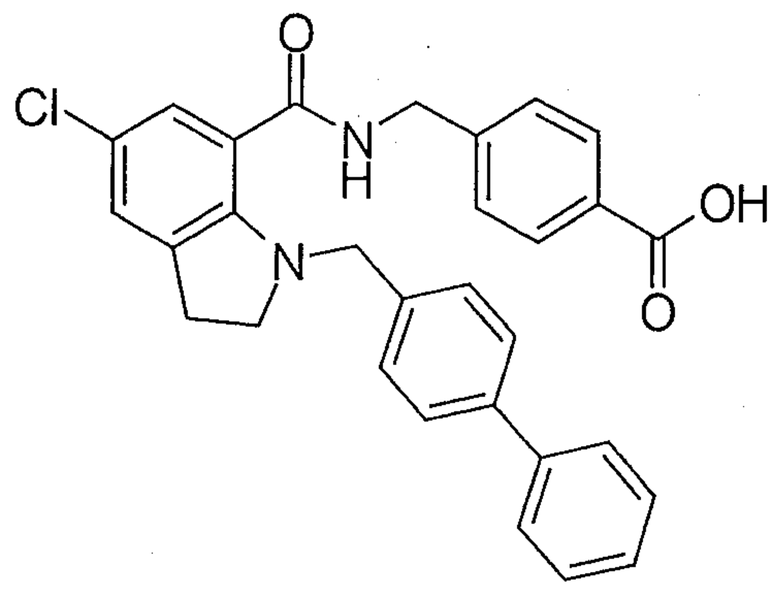
195	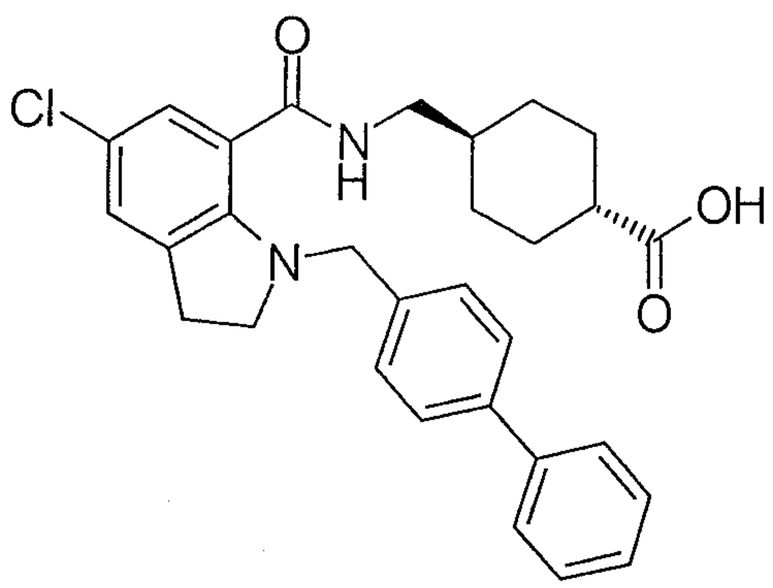
196	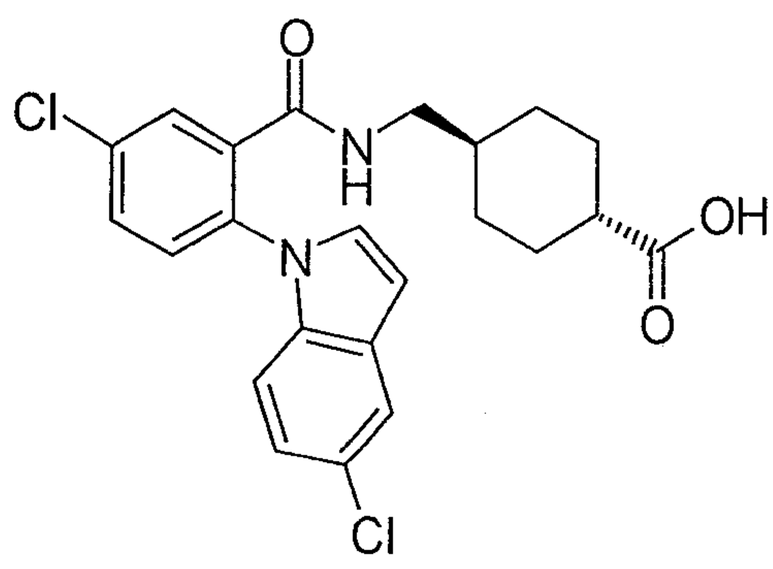

[0381]

[Table 188]

Ex	Structure
197	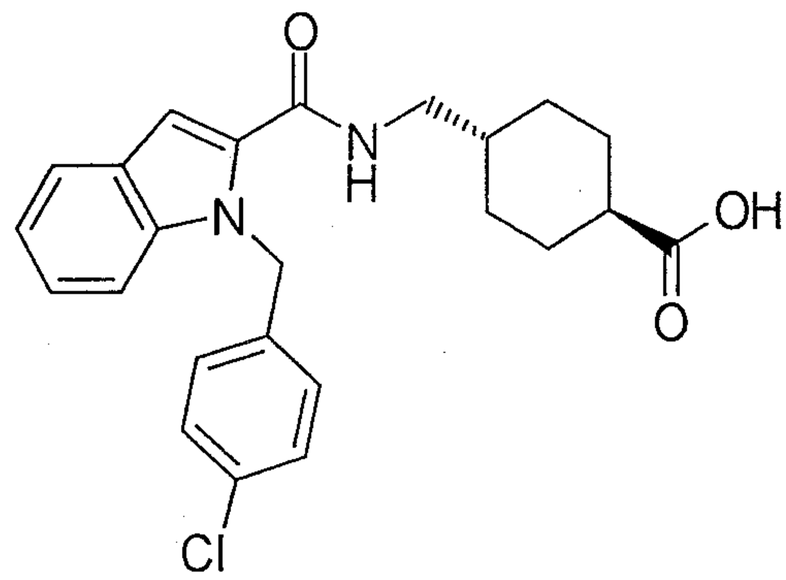
198	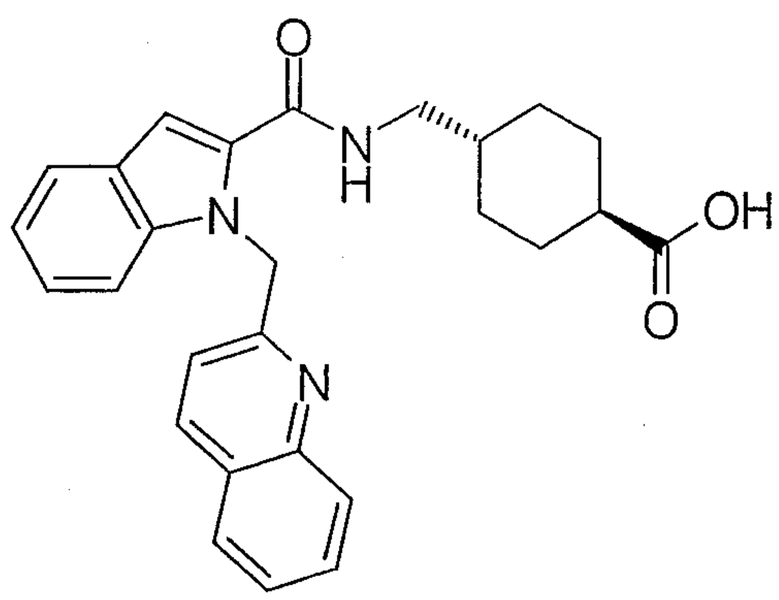
199	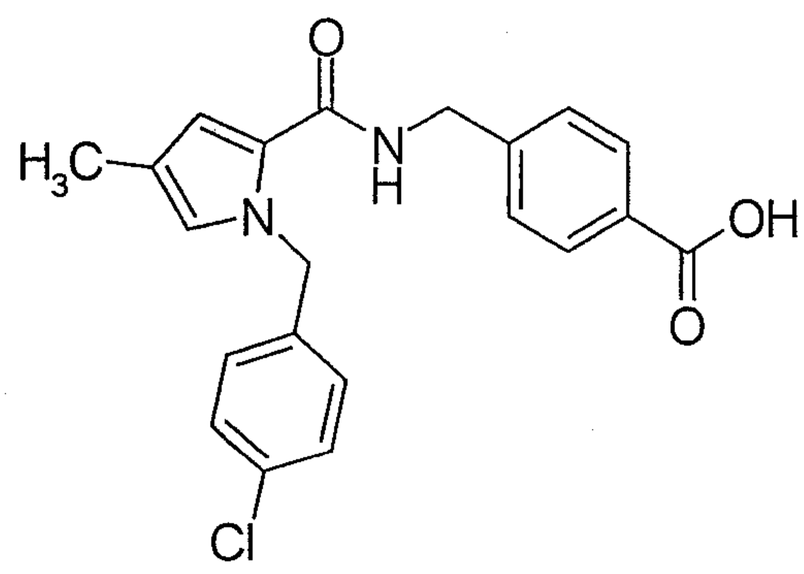

[0382]

[Table 189]

Ex	Structure
200	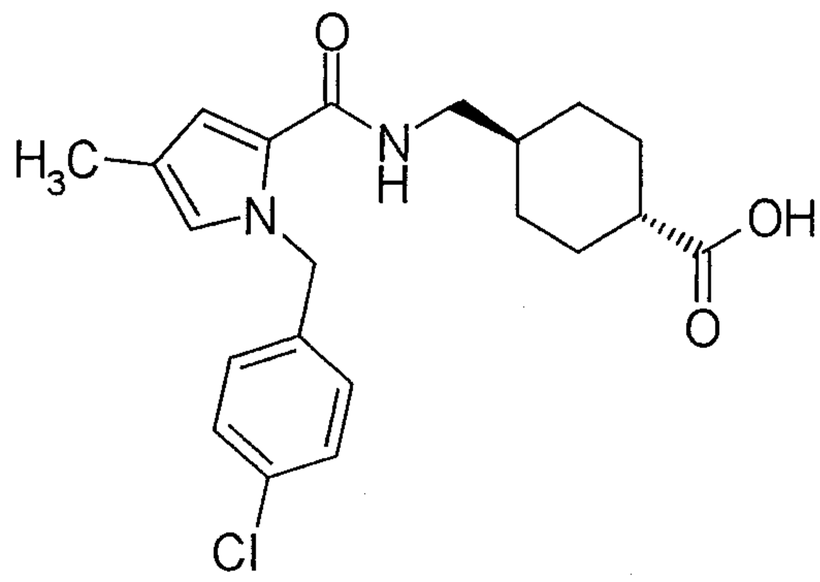
201	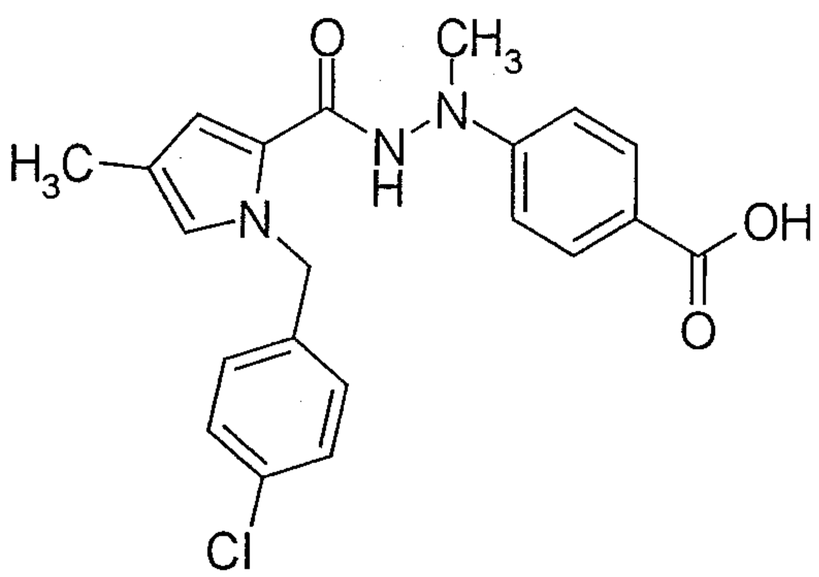
202	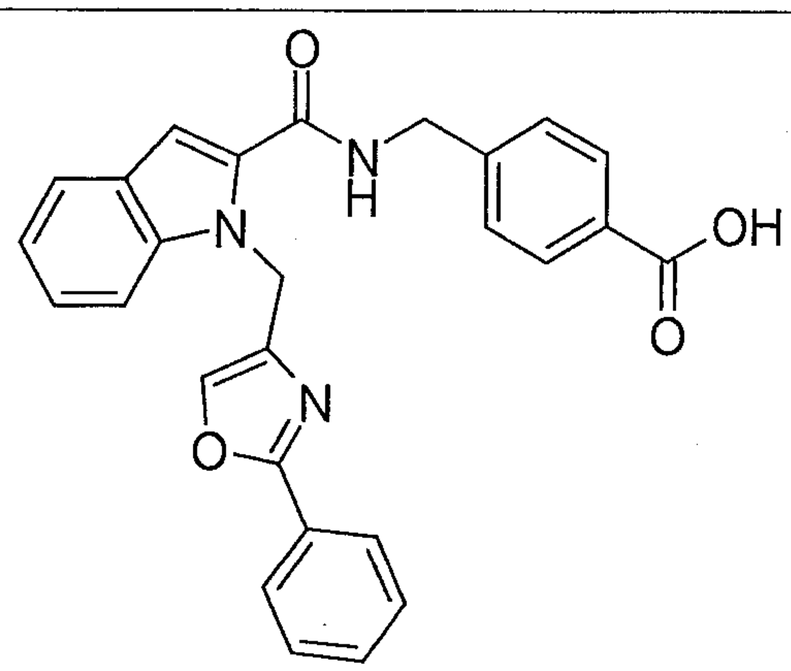

[0383]

[Table 190]

Ex	Structure
203	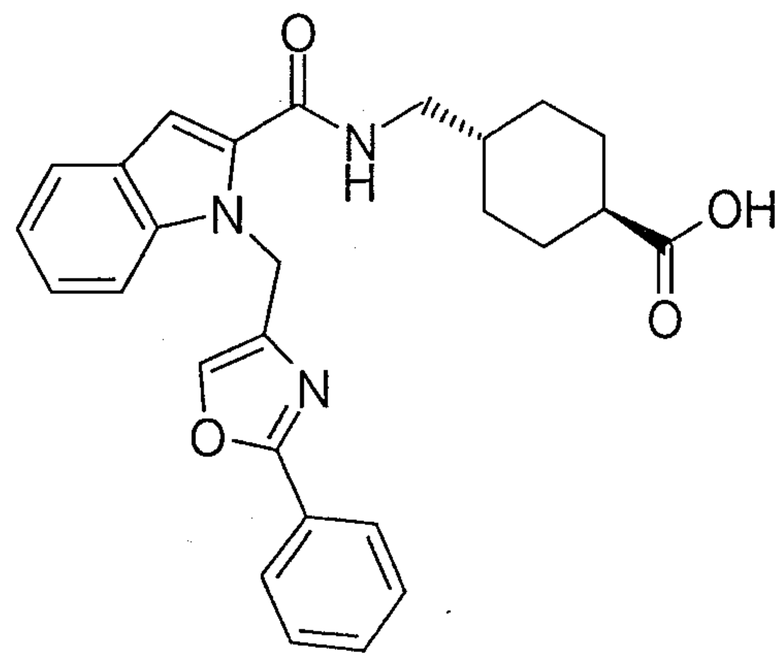
204	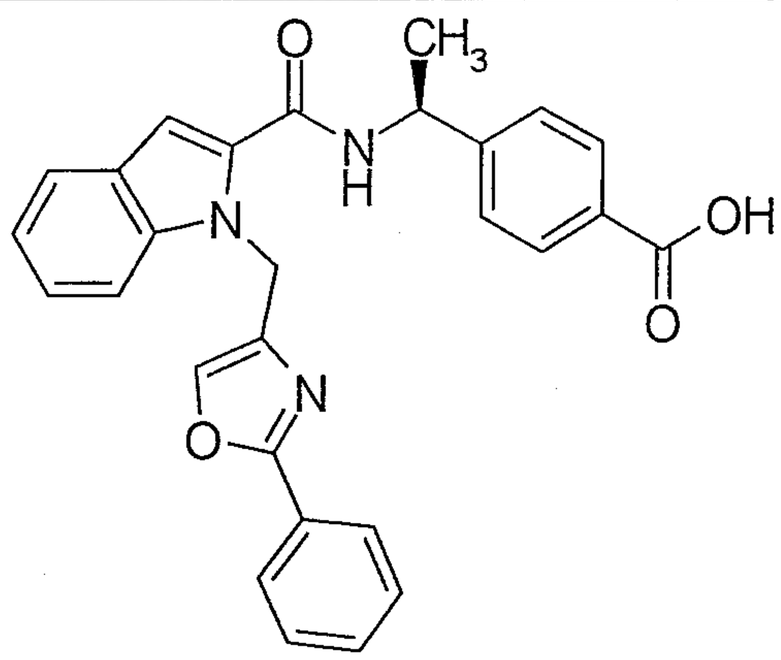
205	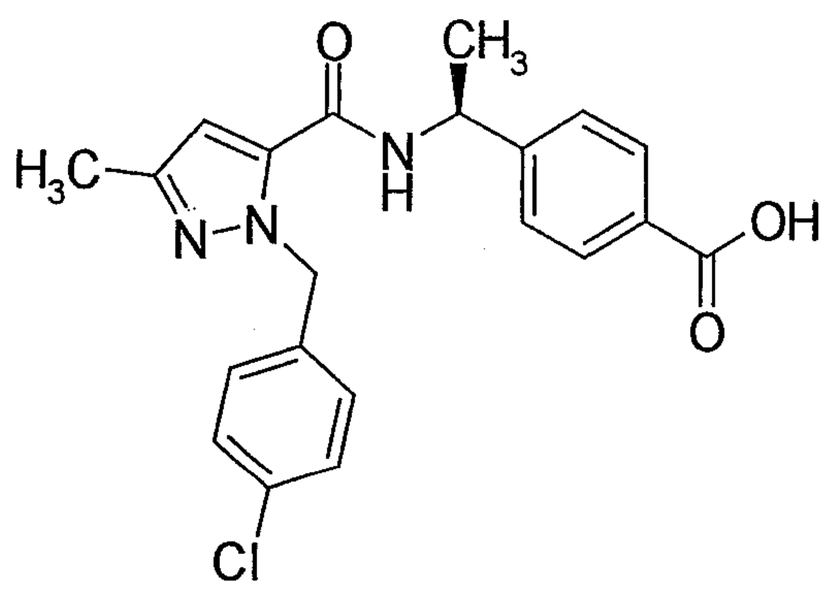

[0384]

[Table 191]

Ex	Structure
206	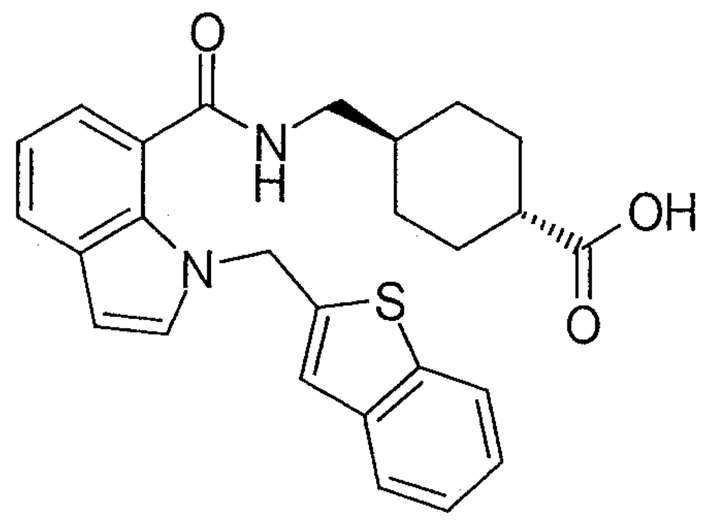
207	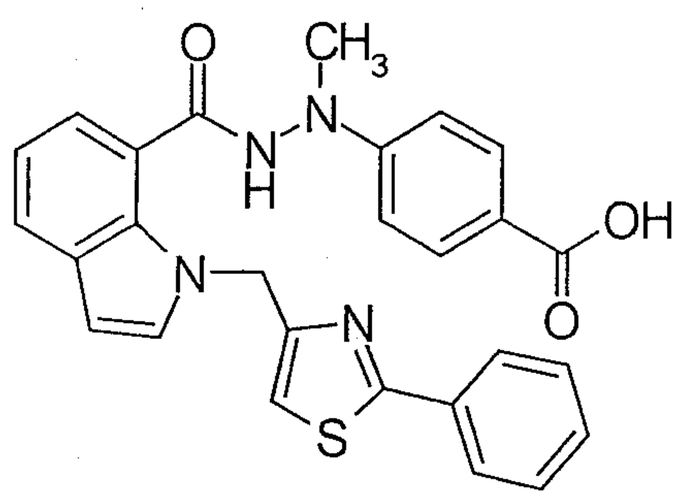
208	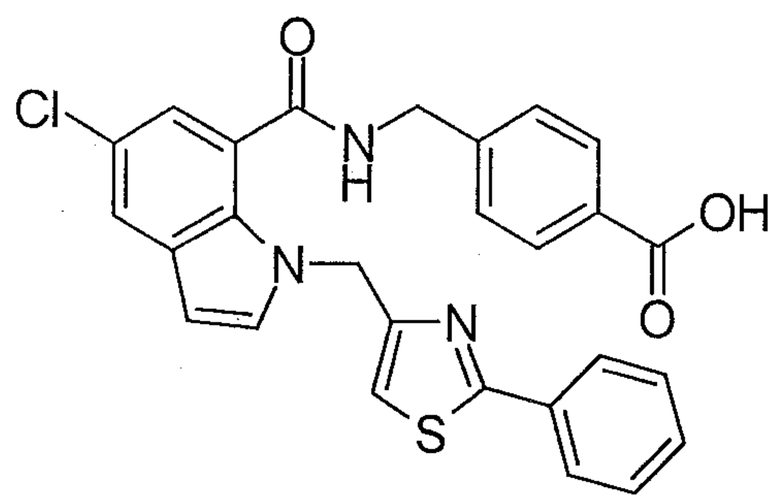
209	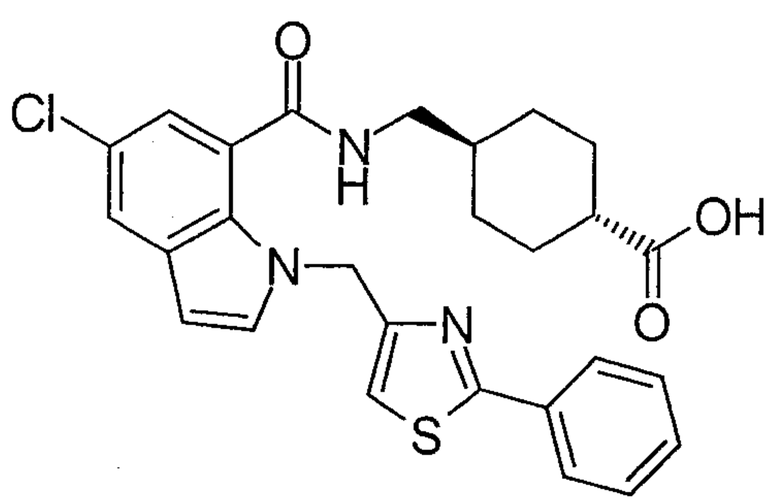

[0385]

[Table 192]

Ex	Structure
210	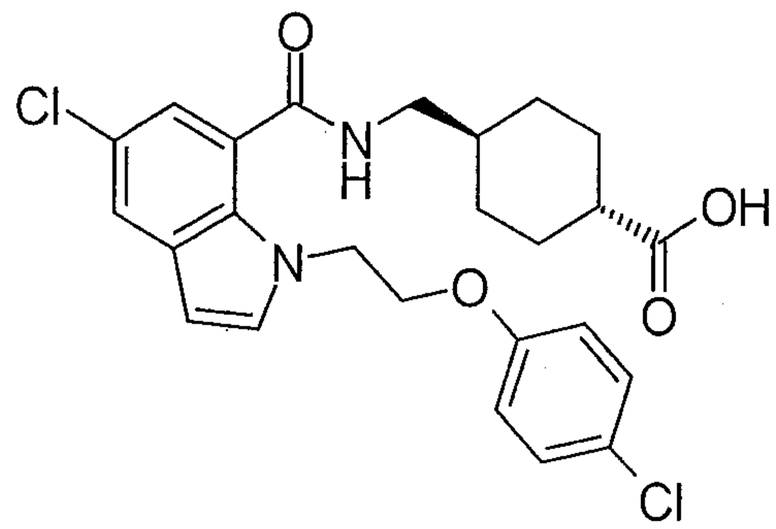
211	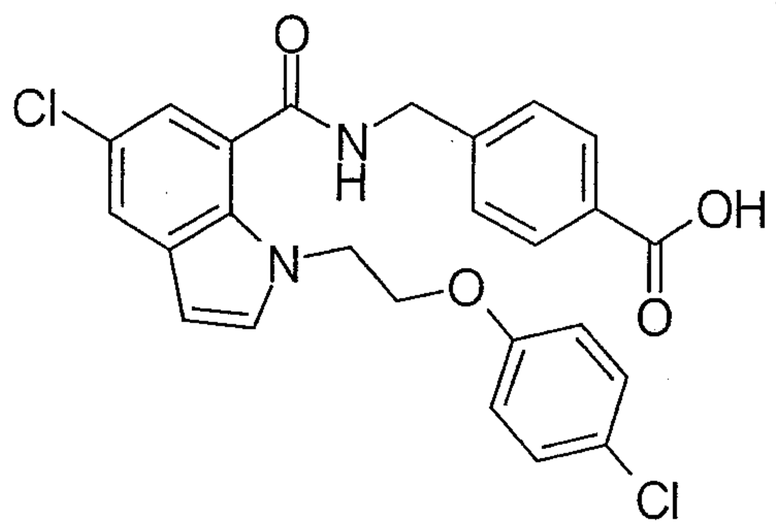
212	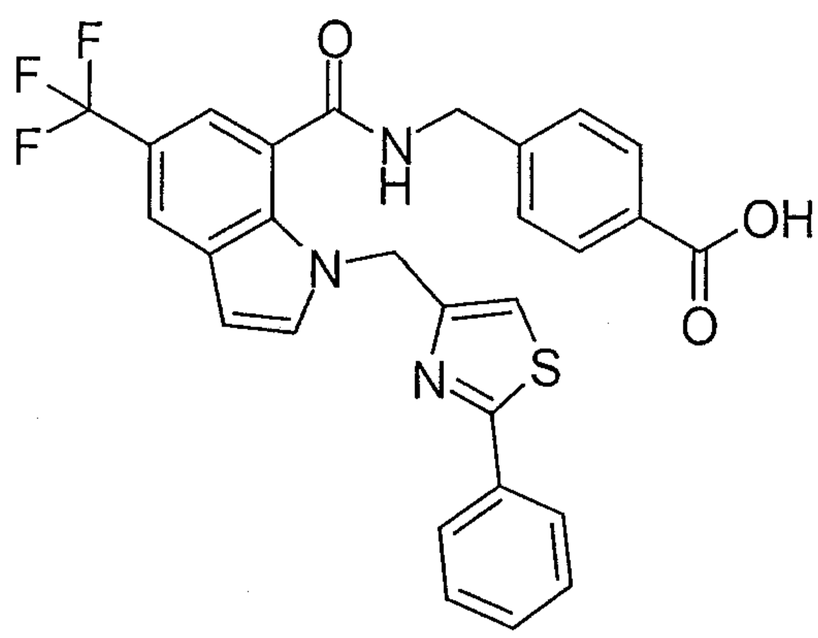

[0386]

[Table 193]

Ex	Structure
213	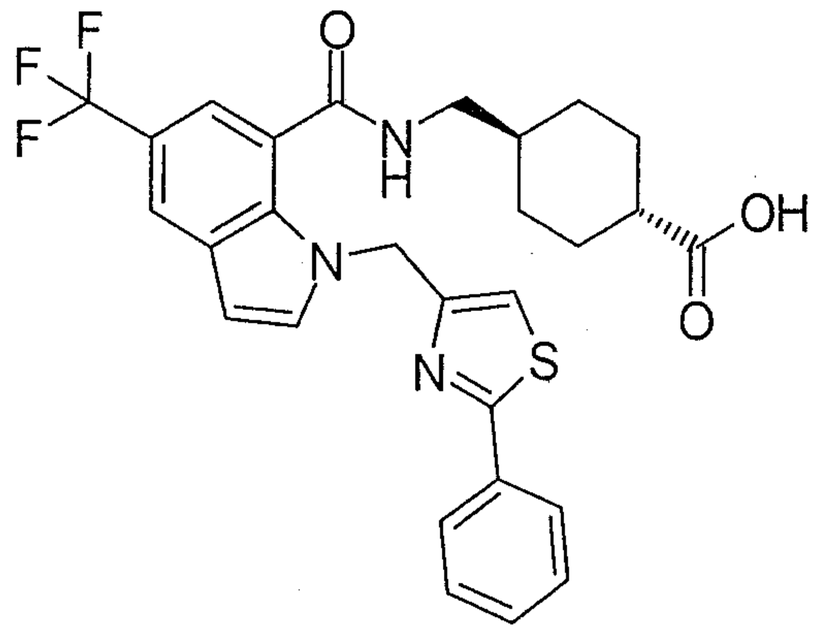
214	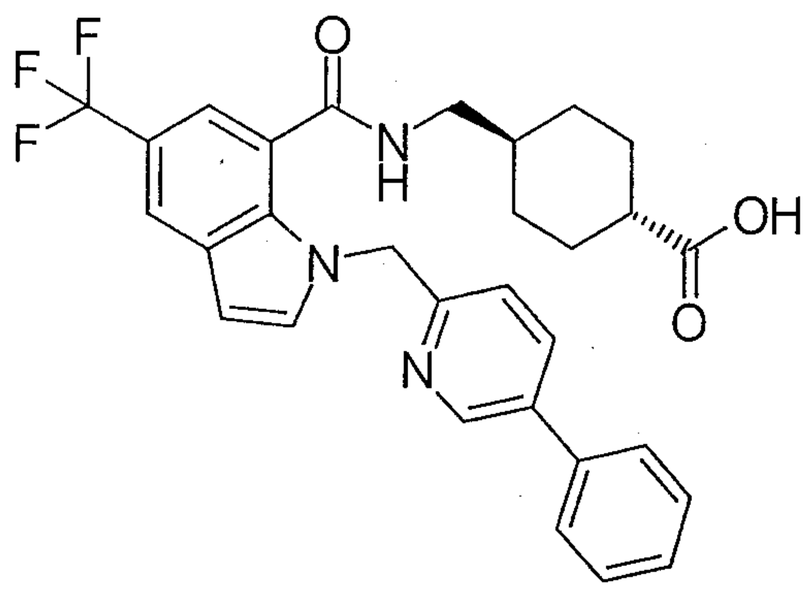
215	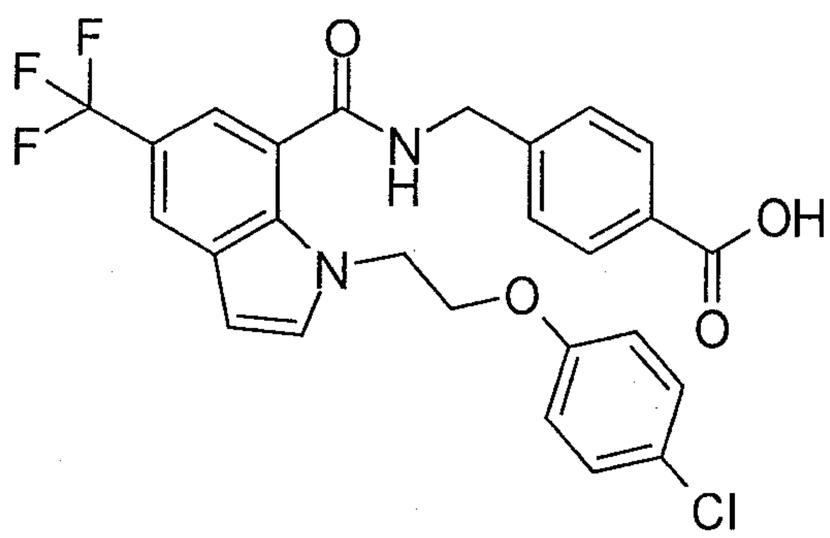
216	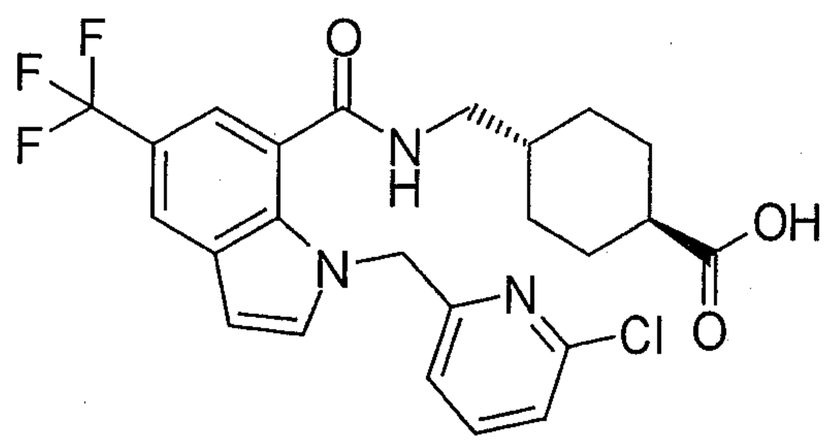

[0387]

[Table 194]

Ex	Structure
217	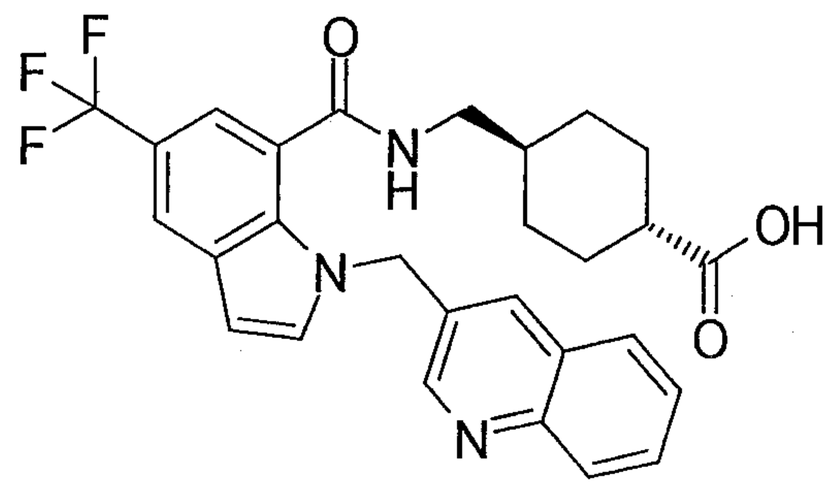
218	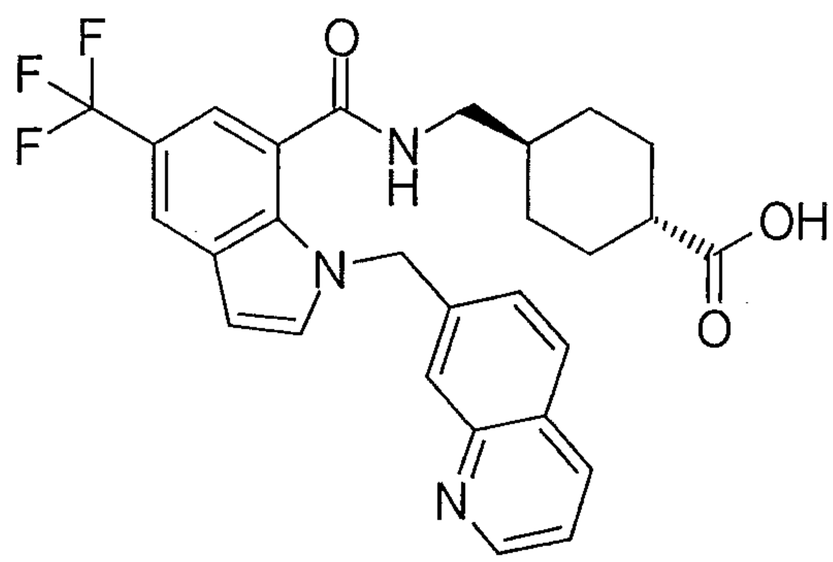
219	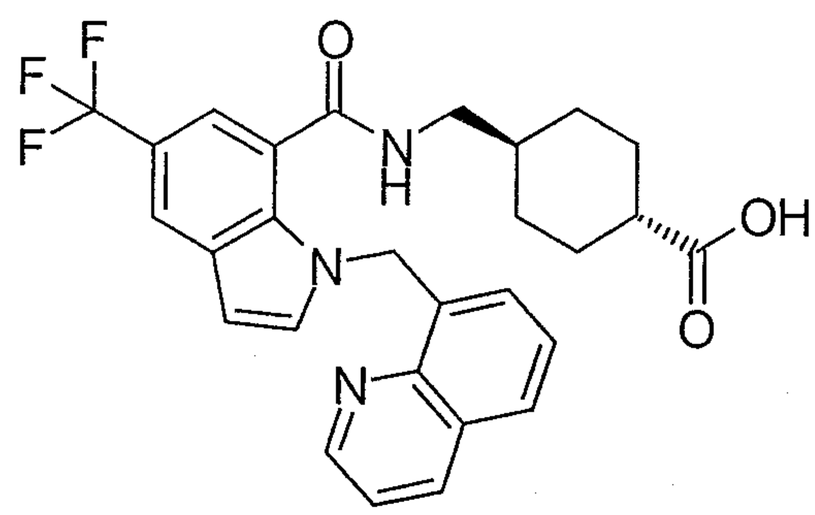
220	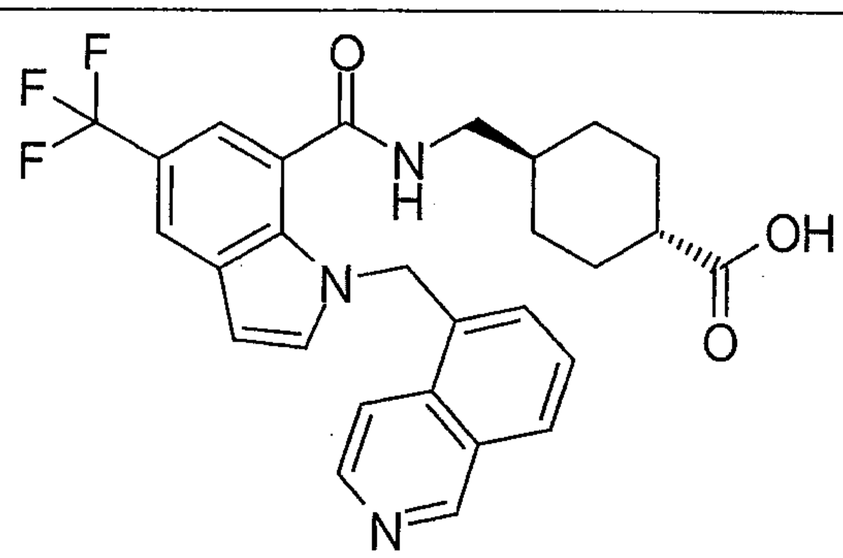

[0388]

[Table 195]

Ex	Structure
221	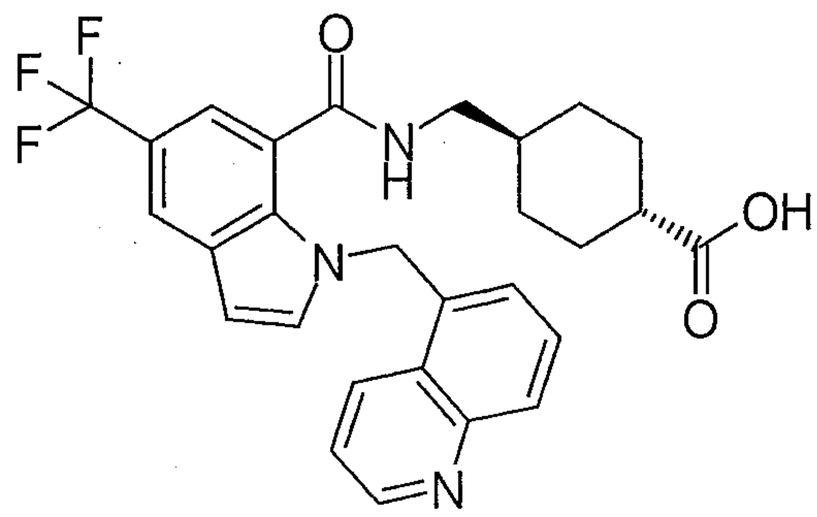
222	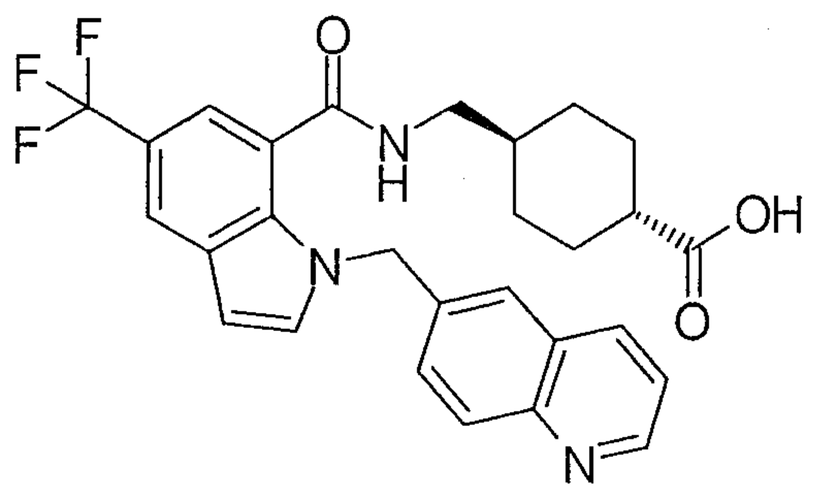
223	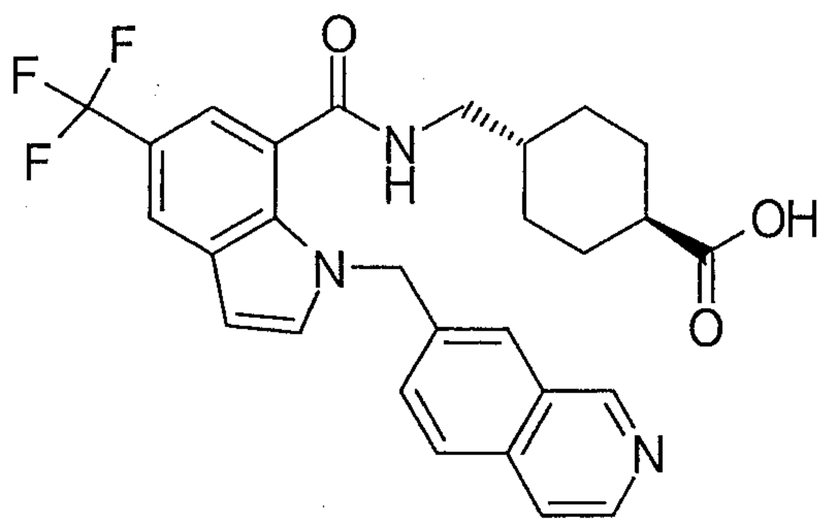
224	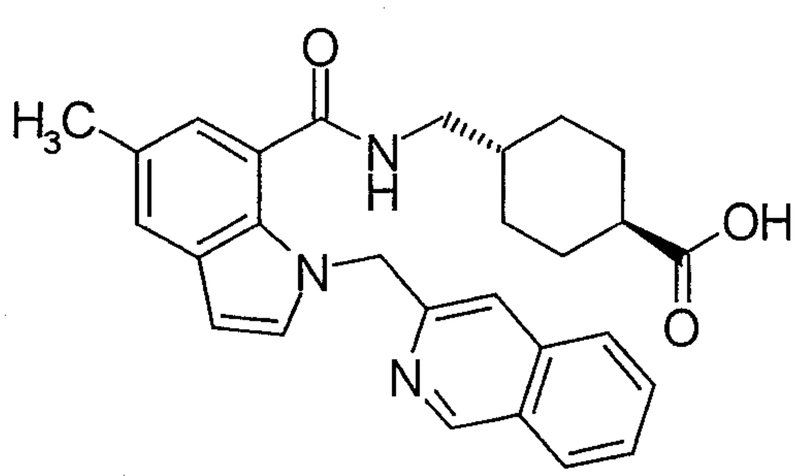

[0389]

[Table 196]

Ex	Structure
225	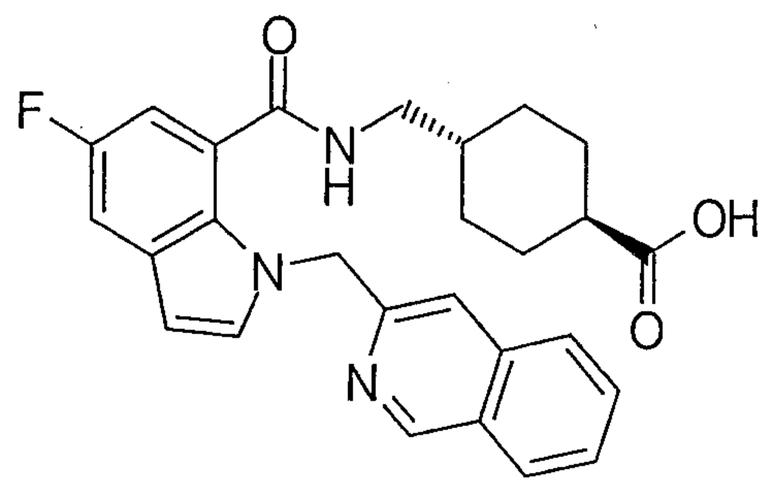
226	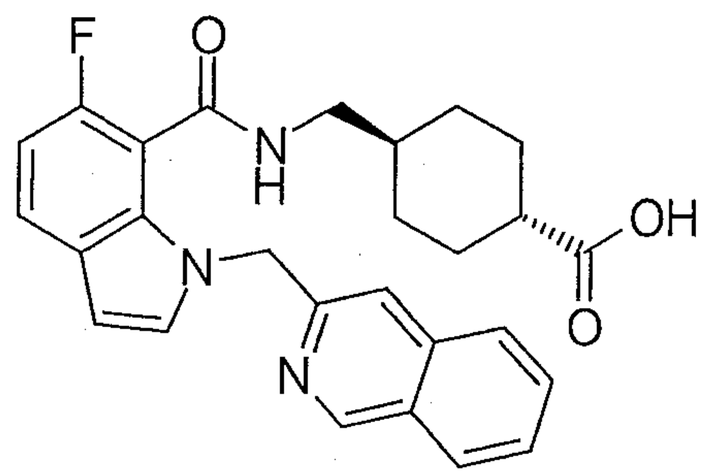
227	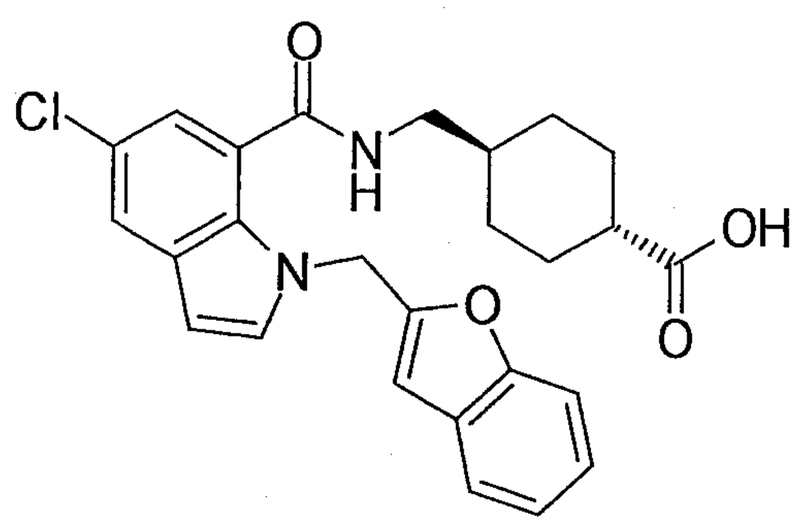
228	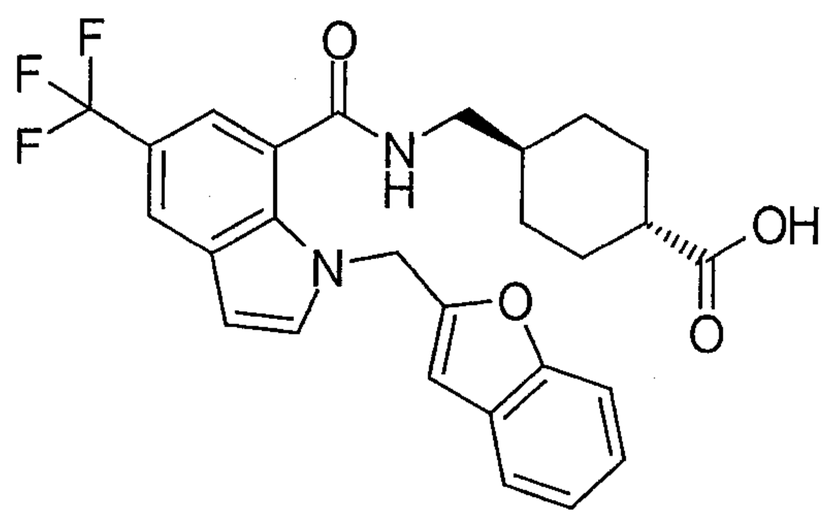

[0390]

[Table 197]

Ex	Structure
229	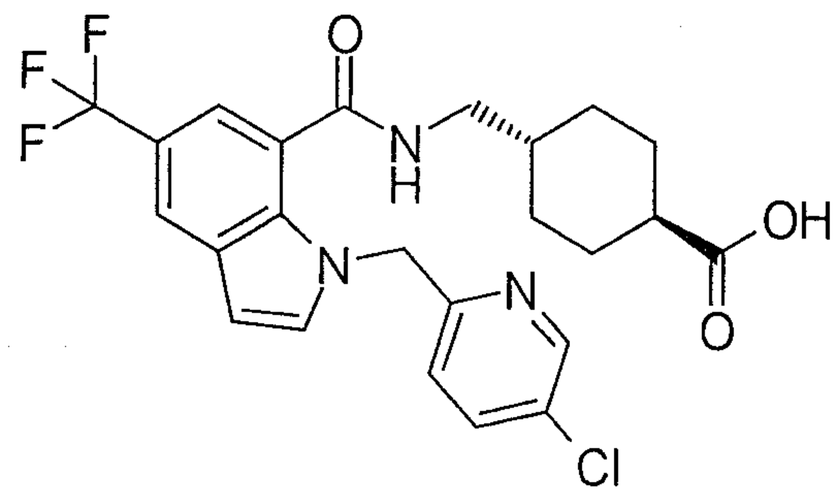
230	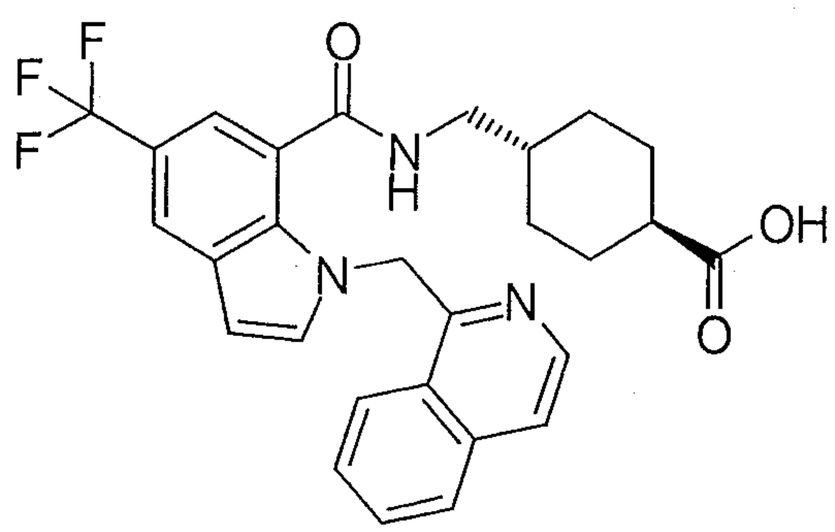
231	
232	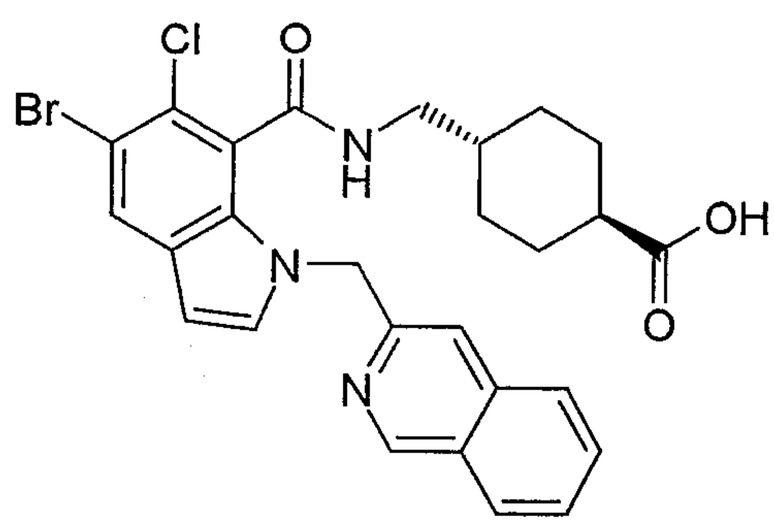

[0391]

[Table 198]

Ex	Structure
233	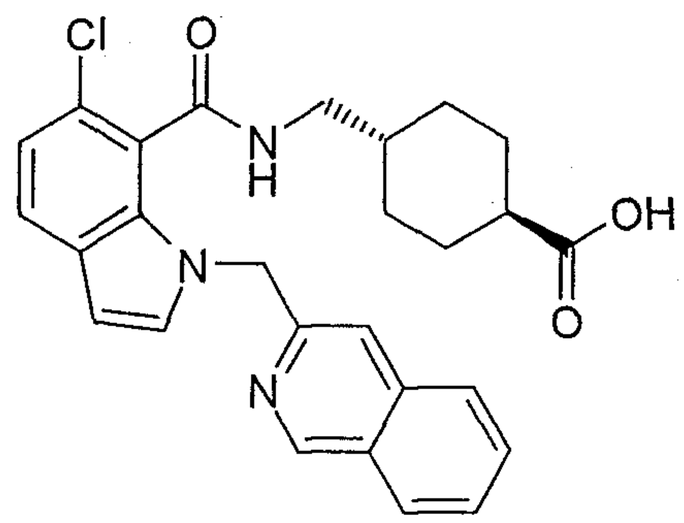
234	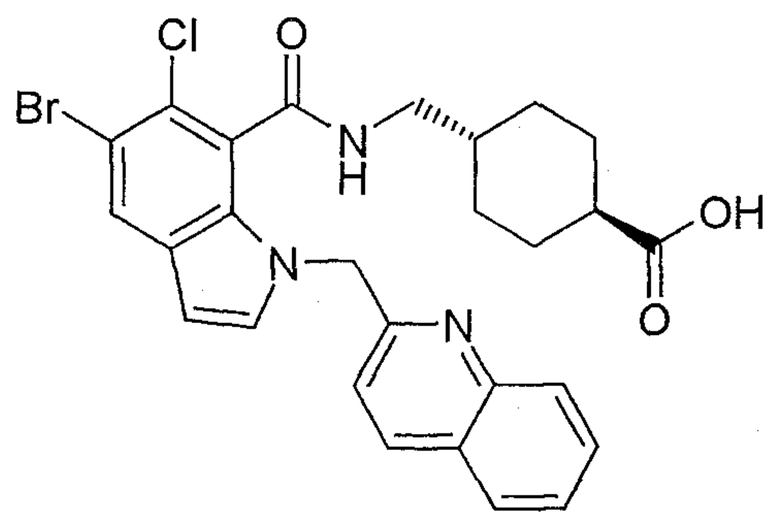
235	
236	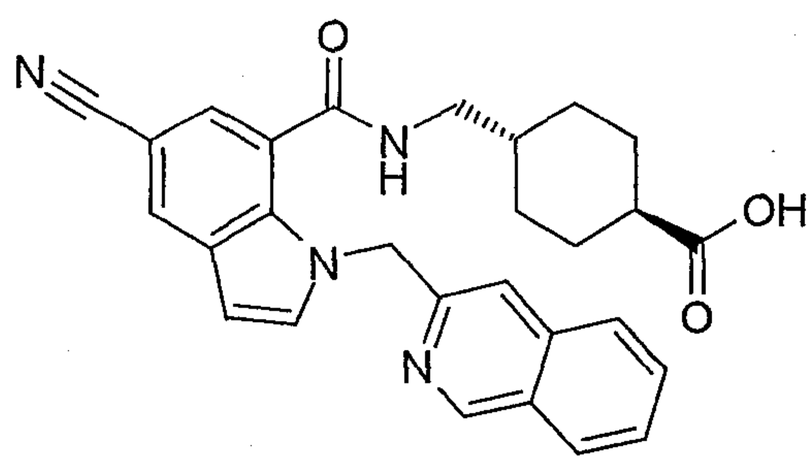

[0392]

[Table 199]

Ex	Structure
237	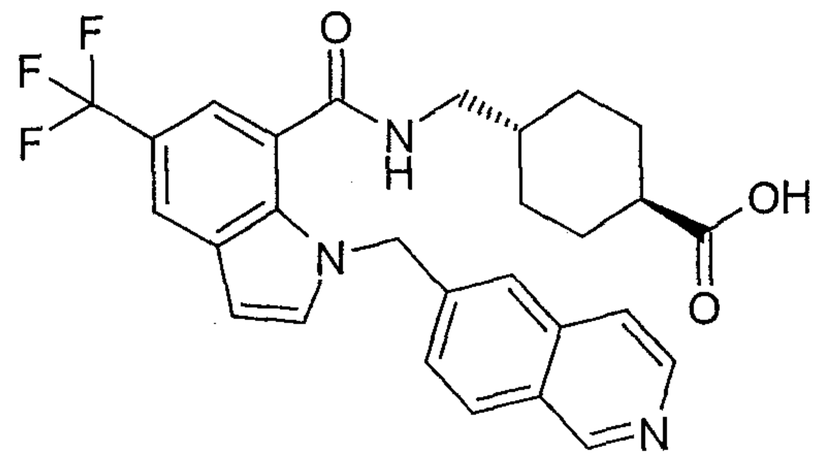
238	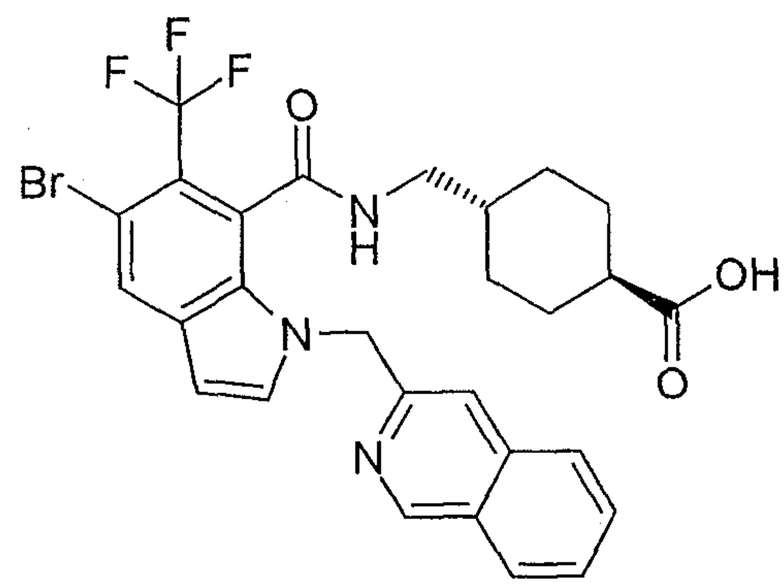
239	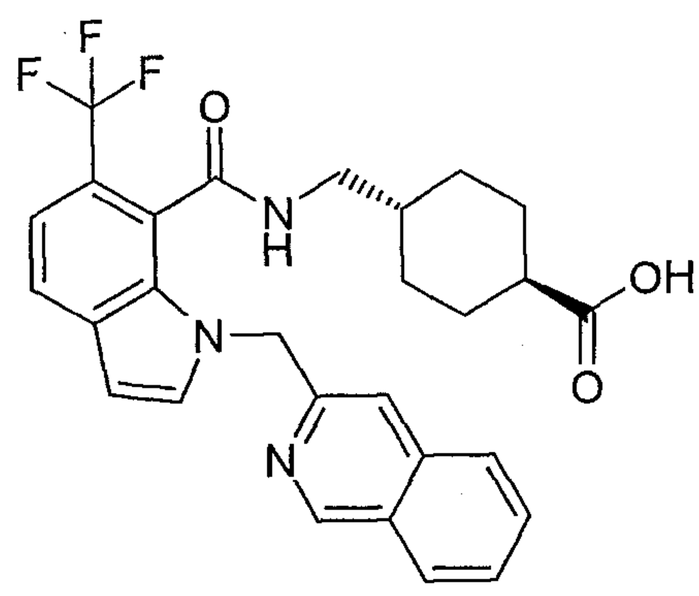

[0393]

[Table 200]

Ex	Structure
240	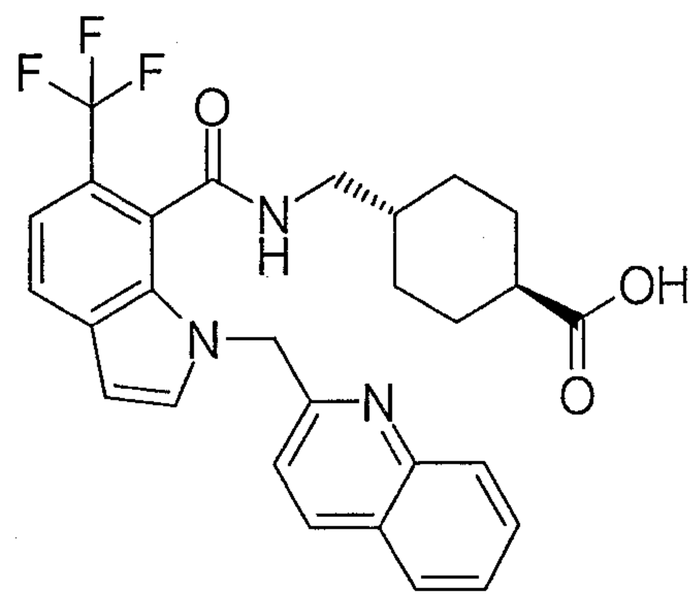
241	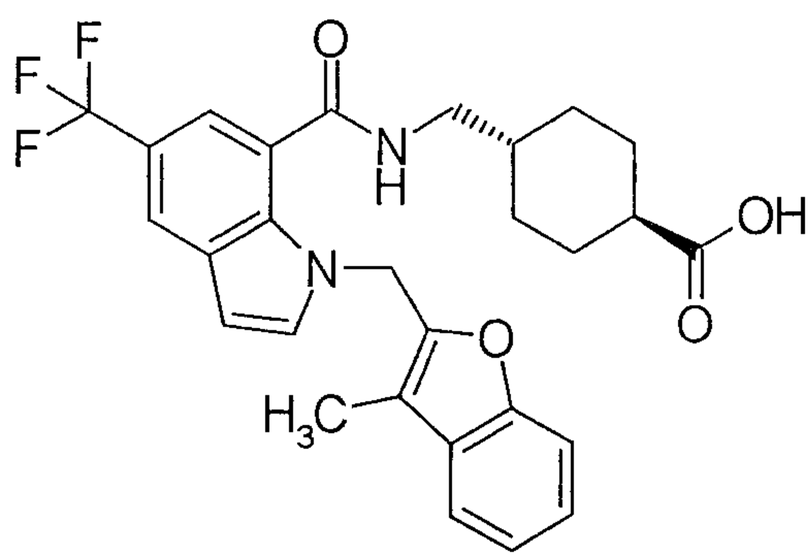

[0394]

[Table 201]

Pr	Syn	Data	Pr	Syn	Data
1	Pr 1	ESI+: 224	43	Pr 43	ESI+: 296
2	Pr 2	CI+: 226	44	Pr 44	ESI+: 392
3/CI	Pr 3	FAB+: 200	46	Pr 46	ESI+: 297
4	Pr 4	ESI+: 330	47	Pr 47	EI: 315,317
5	Pr 5	ESI+: 303	48	Pr 48	ESI+: 177
6	Pr 6	ESI+: 456	49	Pr 49	ESI+: 596
7	Pr 7	ESI+: 463	50	Pr 50	ESI+: 343
9/CI	Pr 9	ESI+: 186	51	Pr 51	EI: 431
10	Pr 10	FAB+: 238	52	Pr 52	ESI-: 262
11	Pr 11	ESI+: 373	53	Pr 53	EI: 341
12	Pr 12	ESI+: 497	54	Pr 54	ESI-: 326
13	Pr 13	ESI+: 314	55	Pr 55	ESI+: 350
14	Pr 14	ESI+: 302	56	Pr 56	ESI+: 343
15	Pr 15	ESI+: 272	57	Pr 57	ESI+: 349
16	Pr 16	ESI+: 180	60/CI	Pr 60	ESI+: 420
17	Pr 17	ESI+: 272	61	Pr 61	ESI+: 510
19/CI	Pr 19	ESI+: 194	62	Pr 62	ESI-: 309
20	Pr 20	ESI+: 182	63	Pr 63	ESI+: 434
21	Pr 21	ESI+: 207	64/CI	Pr 64	ESI+: 226
23	Pr 23	ESI+: 267	65	Pr 65	ESI+: 398
24	Pr 24	ESI+: 237	66	Pr 66	EI: 320
25	Pr 25	ESI+: 289	67	Pr 67	ESI-: 338
27	Pr 27	ESI+: 256	68	Pr 68	ESI+: 399
30/CI	Pr 30	ESI+: 210	69	Pr 38	ESI+: 447
31/CI	Pr 31	ESI-: 198	71	Pr 54	ESI+: 286
32	Pr 32	ESI+: 276	72	Pr 54	ESI+: 289
34	Pr 34	ESI-: 190	73	Pr 53	ESI+: 300
35/CI	Pr 35	ESI+: 224	74	Pr 54	ESI+: 286
36	Pr 36	ESI+: 240	75	Pr 53	ESI+: 317
37/CI	Pr 37	FAB+: 180	76	Pr 54	ESI+: 303
38	Pr 38	ESI+: 489	77	Pr 7	ESI+: 422
39	Pr 39	ESI+: 227	78	Pr 54	ESI+: 302
40	Pr 40	ESI+: 190	79	Pr 53	ESI+: 348
41a	Pr 41a	ESI+: 278	80	Pr 54	ESI+: 320
41b	Pr 41b	ESI+: 278	81	Pr 38	ESI+: 451
42	Pr 42	ESI+: 254	82	Pr 5	ESI+: 351

[0395]

[Table 202]

Pr	Syn	Data	Pr	Syn	Data
83	Pr 54	ESI+: 323	121/Cl	Pr 3	ESI+: 181
84	Pr 7	ESI+: 484	122	Pr 54	FAB-: 302
85	Pr 38	ESI+: 485	123	Pr 38	ESI+: 465
86	Pr 5	ESI+: 317	124	Pr 38	FAB+: 433
87	Pr 54	ESI+: 303	125	Pr 7	ESI+: 448
88	Pr 38	ESI+: 464	126	Pr 7	ESI+: 482
89	Pr 38	ESI+: 465	127	Pr 53	FAB+: 349
90	Pr 38	ESI+: 487	128	Pr 7	ESI+: 498
91	Pr 7	ESI+: 441	129	Pr 7	ESI+: 518
92	Pr 4	ESI+: 316	130	Pr 54	FAB+: 321
93	Pr 54	FAB+: 302	131	Pr 38	FAB+: 482
94	Pr 38	ESI+: 330	132	Pr 53	FAB+: 399
95	Pr 7	ESI+: 463	134	Pr 53	ESI+: 278
96	Pr 7	ESI+: 484	135	Pr 53	ESI+: 278
97	Pr 7	ESI+: 470	136	Pr 54	FAB+: 371
98	Pr 7	ESI+: 413	137	Pr 54	ESI-: 248
99	Pr 54	ESI+: 316	138	Pr 54	ESI+: 250
100	Pr 11	ESI+: 369	139	Pr 7	ESI+: 532
101	Pr 38	ESI+: 477	140	Pr 7	ESI+: 515
102	Pr 38	ESI+: 492	141	Pr 7	ESI+: 447
103	Pr 53	ESI+: 365	143	Pr 38	ESI+: 431
104	Pr 54	ESI+: 337	144	Pr 38	ESI+: 437
105	Pr 12	ESI+: 493	145	Pr 7	ESI+: 481
106	Pr 54	ESI+: 300	146	Pr 7	ESI+: 477
107	Pr 7	FAB+: 427	147	Pr 7	ESI+: 528
108	Pr 21	ESI+: 221	148	Pr 40	EI: 168
109	Pr 38	ESI+: 439	149	Pr 7	ESI+: 473
110	Pr 7	ESI+: 462	150	Pr 38	ESI+: 423
111	Pr 7	ESI+: 496	151	Pr 25	EI: 245
112	Pr 7	ESI+: 481	152	Pr 54	ESI+: 292
114	Pr 7	FAB+: 447	153	Pr 40	ESI+: 208
115	Pr 38	ESI+: 439	154	Pr 38	FAB+: 453
116	Pr 1	EI: 257	155	Pr 1	ESI+: 220
117	Pr 1	EI: 207	156	Pr 40	ESI+: 344
118	Pr 38	ESI+: 461	157	Pr 38	ESI+: 411
120	Pr 53	EI: 331	158	Pr 38	ESI+: 411

[0396]

[Table 203]

Pr	Syn	Data	Pr	Syn	Data
159	Pr 7	ESI+: 473	195	Pr 53	ESI+: 307
160	Pr 7	ESI-: 488	196	Pr 53	ESI+: 344
161/Cl	Pr 35	FAB+: 184	197	Pr 54	ESI+: 293
162	Pr 53	CI+: 378	198	Pr 38	ESI+: 454
163	Pr 54	ESI-: 314	199	Pr 38	ESI+: 460
164	Pr 38	ESI+: 451	200	Pr 38	ESI+: 495
165	Pr 38	ESI+: 477	201	Pr 53	ESI+: 317
166	Pr 7	ESI+: 467	202	Pr 54	ESI+: 303
167	Pr 7	ESI+: 484	203	Pr 7	ESI+: 465
168	Pr 40	ESI+: 208	204	Pr 7	ESI-: 514
169	Pr 54	EI: 349	205	Pr 53	ESI+: 335
170	Pr 38	ESI+: 511	206	Pr 54	ESI+: 321
171	Pr 38	ESI+: 463	207	Pr 53	ESI+: 335
172	Pr 53	ESI+: 332	208	Pr 54	ESI+: 321
173	Pr 53	ACPI+: 317	209	Pr 53	EI: 313
174	Pr 54	ESI+: 304	210	Pr 8	ESI+: 242
175	Pr 54	ESI+: 303	211/Cl	Pr 3	ESI+: 228
176	Pr 7	ESI+: 451	212	Pr 38	ESI+: 495
177	Pr 7	ESI+: 465	213	Pr 7	ESI+: 464
178	Pr 7	ESI+: 457	214	Pr 7	APCI+: 482
179	Pr 7	ESI+: 471	215	Pr 7	APCI+: 488
180	Pr 7	ESI+: 504	216	Pr 7	APCI+: 482
181	Pr 7	ESI+: 464	217	Pr 38	ESI+: 463
182	Pr 7	ESI+: 470	218	Pr 7	APCI+: 488
183	Pr 53	ESI+: 332	219	Pr 38	ESI+: 483
184	Pr 54	ESI+: 304	220	Pr 38	ESI+: 469
185	Pr 7	FAB+: 521	222	Pr 53	ESI+: 331
186	Pr 7	FAB+: 507	223	Pr 54	ESI+: 317
187/Cl	Pr 31	ESI+: 184	225	Pr 53	ESI+: 301
188/Cl	Pr 27	ESI+: 198	226	Pr 54	ESI+: 287
189	Pr 53	EI: 341	227	Pr 54	FAB-: 298
190	Pr 7	ESI+: 465	228	Pr 38	ESI+: 461
191	Pr 7	ESI+: 457	229	Pr 38	ESI+: 467
192	Pr 7	ESI+: 471	230	Pr 38	ESI+: 447
193	Pr 38	FAB+: 447	231	Pr 38	ESI+: 453
194	Pr 54	ESI+: 328	232	Pr 53	ESI+: 310

[0397]

[Table 204]

Pr	Syn	Data	Pr	Syn	Data
233	Pr 54	ESI+: 296	276	Pr 38	ESI+: 448
234	Pr 38	ESI+: 461	277	Pr 54	ESI+: 329
235	Pr 38	ESI+: 478	278	Pr 38	ESI+: 490
236	Pr 38	ESI+: 484	279	Pr 53	ESI+: 378
237	Pr 38	ESI+: 470	280	Pr 54	ESI+: 364
238	Pr 38	ESI+: 464	281	Pr 38	ESI+: 425
239	Pr 53	ESI+: 307	282	Pr 38	ESI+: 475
240	Pr 41a	ESI-: 262	283	Pr 38	ESI+: 481
241	Pr 41b	ESI-: 262	284	Pr 7	ESI+: 525
242	Pr 38	ESI+: 457	285	Pr 7	FAB+: 501
243	Pr 54	ESI+: 293	286	Pr 7	ESI+: 518
244	Pr 38	ESI+: 451	287	Pr 7	ESI+: 538
245	Pr 38	ESI+: 471	288	Pr 7	APCI/ESI+: 524
246	Pr 38	ESI+: 457	289	Pr 53	ESI+: 347
247	Pr 7	ESI+: 454	290	Pr 54	ESI+: 333
248	Pr 7	ESI+: 425	291	Pr 38	ESI+: 494
249	Pr 7	ESI+: 425	292	Pr 38	ESI+: 480
250	Pr 38	ESI+: 448	293	Pr 38	ESI+: 486
251	Pr 38	ESI+: 468	294	Pr 54	ESI+: 336
252	Pr 38	ESI+: 488	295	Pr 38	ESI+: 497
253	Pr 38	ESI+: 474	296	Pr 54	ESI+: 329
254/CI	Pr 43	ESI+: 196	297	Pr 53	ESI+: 317
256	Pr 7	ESI+: 463	298	Pr 54	ESI+: 303
257	Pr 56	ESI+: 343	299	Pr 53	ESI+: 301
261	Pr 54	ESI+: 329	300	Pr 38	ESI+: 464
262	Pr 38	ESI+: 490	301	Pr 54	ESI+: 335
263	Pr 38	ESI+: 490	302	Pr 38	ESI+: 448
266	Pr 53	EI: 300	303	Pr 38	ESI+: 434
268	Pr 7	ESI+: 493	304	Pr 54	ESI+: 287
269	Pr 54	ESI+: 287	305	Pr 7	ESI+: 496
270	Pr 38	ESI+: 448	306	Pr 38	ESI+: 490
271	Pr 53	EI: 389	307	Pr 53	ESI+: 287
272	Pr 53	ESI+: 301	308	Pr 7	FAB+: 439
273	Pr 54	ESI+: 287	309	Pr 54	ESI+: 273
274	Pr 54	ESI-: 360	310	Pr 53	EI: 348
275	Pr 38	ESI+: 523	311	Pr 56	ESI+: 349

[0398]

[Table 205]

Pr	Syn	Data	Pr	Syn	Data
312	Pr 53	ESI+: 333	351	Pr 53	EI: 305
313	Pr 7	ESI+: 434	352	Pr 54	ESI+: 292
314	Pr 54	ESI+: 319	353	Pr 53	ESI+: 399
315	Pr 54	ESI+: 335	354	Pr 53	ESI+: 345
316	Pr 38	ESI+: 496	355	Pr 54	ESI+: 371
317	Pr 38	ESI+: 488	356	Pr 38	ESI+: 453
318	Pr 54	ESI+: 335	357	Pr 7	ESI+: 532
319	Pr 38	ESI+: 496	358	Pr 7	ESI+: 518
320	Pr 44	ESI+: 392	359	Pr 7	ESI+: 524
321	Pr 7	ESI+: 480	360	Pr 53	EI: 301
322	Pr 50	EI: 348	361	Pr 54	ESI+: 288
323	Pr 53	EI: 347	362	Pr 38	ESI+: 449
324	Pr 38	ESI+: 489	363	Pr 54	ESI+: 293
325	Pr 54	ESI+: 334	364	Pr 38	ESI+: 454
326	Pr 38	ESI+: 495	366	Pr 54	ESI+: 331
327	Pr 54	ESI+: 335	368	Pr 53	ESI+: 331
328	Pr 38	ESI+: 496	369	Pr 54	ESI+: 303
331	Pr 4	EI: 352	370	Pr 7	ESI+: 433
333	Pr 53	ESI+: 365	371	Ex 4	ESI+: 329
334	Pr 54	ESI+: 339	372	Pr 7	ESI+: 450
335	Pr 54	ESI+: 337	373	Pr 38	ESI+: 476
336	Pr 7	ESI+: 520	374	Pr 38	ESI+: 482
337	Pr 7	FAB+: 490	375	Pr 53	ESI+: 332
338	Pr 7	FAB+: 500	376	Pr 53	ESI+: 323
339	Pr 7	EI: 450	377	Pr 53	ESI+: 283
340	Pr 7	ESI+: 484	378	Pr 38	ESI+: 473
341	Pr 53	ESI+: 274	379	Pr 54	ESI+: 269
342	Pr 7	ESI+: 456	380	Pr 7	ESI+: 310
343	Pr 7	ESI+: 490	381	Pr 53	EI: 321
344	Pr 7	ESI+: 498	382	Pr 54	ESI+: 318
345	Pr 7	ESI+: 466	383	Pr 38	ESI+: 479
346	Pr 7	ESI+: 472	384	Pr 54	ESI+: 309
347	Pr 54	EI: 259	385	Pr 38	ESI+: 456
348	Pr 38	FAB+: 421	386	Pr 38	ESI+: 430
349	Pr 53	ESI+: 307	387	Pr 38	ESI+: 416
350	Pr 38	ESI+: 472	388	Pr 38	ESI+: 422

[0399]

[Table 206]

Pr	Syn	Data	Pr	Syn	Data
389	Pr 54	FAB-: 306	426	Pr 7	FAB+: 487
390	Pr 38	ESI+: 455	427	Pr 7	FAB+: 453
391	Pr 63	ESI+: 451	428	Pr 38	ESI+: 412
392	Pr 53	EI: 392	429	Pr 7	ESI+: 459
393	Pr 53	ESI+: 301	430	Pr 38	ESI+: 403
395	Pr 54	ESI+: 287	431	Pr 38	ESI+: 397
396	Pr 54	ESI+: 370	432	Pr 53	ESI+: 347
397	Pr 53	ESI+: 323	433	Pr 54	ESI+: 319
398	Ex 4	ESI+: 363	434	Pr 7	ESI+: 439
399	Pr 38	ESI+: 517	435	Pr 7	ESI+: 456
400	Pr 7	ESI+: 434	436	Pr 7	ESI+: 466
401	Pr 38	ESI+: 523	437	Pr 7	ESI+: 472
402	Pr 38	ESI+: 510	438	Pr 7	ESI+: 480
403	Pr 54	ESI+: 309	439	Pr 7	ESI+: 412
404	Pr 38	ESI+: 516	440	Pr 38	ESI+: 461
405	Pr 38	ESI+: 470	441	Pr 38	ESI+: 497
406	Pr 38	ESI+: 462	442	Pr 53	ESI+: 397
407	Pr 53	ESI+: 304	443	Pr 38	ESI+: 516
408	Pr 53	EI: 349	444	Pr 38	FAB+: 503
409	Pr 54	ESI+: 290	445	Pr 54	ESI+: 369
410	Pr 38	FAB+: 445	446	Pr 38	ESI+: 522
411	Pr 7	ESI+: 437	447	Pr 38	FAB+: 497
412	Pr 7	ESI+: 443	448	Pr 53	APCI/ESI+: 431
413	Pr 38	FAB+: 439	449	Pr 53	APCI/ESI+: 425
414	Pr 53	EI: 391	450	Pr 54	APCI/ESI+: 403
415	Pr 54	ESI+: 322	451	Pr 54	APCI/ESI+: 397
416	Pr 38	ESI+: 469	452	Pr 38	APCI/ESI+: 550
417	Pr 38	ESI+: 475	453	Pr 38	APCI/ESI+: 556
418	Pr 66	EI: 286	454	Pr 38	APCI/ESI+: 550
419	Pr 67	ESI-: 304	455	Pr 53	APCI/ESI+: 412
420	Pr 54	FAB-: 362	456	Pr 54	APCI/ESI+: 384
421	Pr 38	ESI+: 511	457	Pr 7	APCI/ESI+: 531
422	Pr 38	ESI+: 517	458	Pr 32	ESI+: 371
423	Pr 53	ESI+: 318	459	Pr 53	ESI+: 383
424	Pr 54	ESI+: 304	460	Pr 53	ESI+: 399
425	Pr 7	ESI+: 451	461	Pr 54	ESI+: 355

[0400]

[Table 207]

Pr	Syn	Data	Pr	Syn	Data
462	Pr 54	ESI+: 371	499	Pr 54	ESI+: 355
463	Pr 7	ESI+: 508	500	Pr 7	ESI+: 508
464	Pr 53	ESI+: 383	501	Pr 7	ESI+: 524
465	Pr 7	ESI+: 524	502	Pr 53	ESI+: 422
466	Pr 53	APCI/ESI+: 399	503	Pr 54	FAB-: 392
467	Pr 54	APCI/ESI+: 371	504	Pr 7	ESI+: 547
468	Pr 7	APCI/ESI+: 524	505	Pr 505	EI: 345
469	Pr 7	ESI+: 524	506	Pr 506	ESI+: 298
470	Pr 32	ESI+: 371	507	Pr 507	FAB+: 358
471	Pr 7	ESI+: 524	508	Pr 508	FAB-: 372
472	Pr 53	ESI+: 399	509	Pr 509	FAB-: 272
473	Pr 53	ESI+: 399	510	Pr 510	EI: 253
474	Pr 53	ESI+: 399	511	Pr 511	APCI/ESI+: 293
475	Pr 54	ESI+: 371	512	Pr 512	APCI/ESI+: 221
476	Pr 54	ESI+: 371	513	Pr 513	FAB+: 392
477	Pr 7	ESI+: 524	514	Pr 514	APCI/ESI+: 223
478	Pr 7	ESI+: 524	515	Pr 515	ESI+: 490
479	Pr 53	ESI+: 503	516	Pr 516	ESI+: 383
480	Pr 33	ESI+: 403	517	Pr 511	EI: 315
481	Pr 53	APCI/ESI+: 349	518	Pr 512	ESI+: 244
482	Pr 53	ESI+: 335	519	Pr 514	EI: 243
483	Pr 53	ESI+: 331	520	Pr 46	FAB+: 343
484	Pr 54	APCI/ESI+: 321	521	Pr 25	FAB+: 421
485	Pr 54	ESI+: 317	522	Pr 505	EI: 379
486	Pr 53	APCI/ESI+: 354	523	Pr 511	EI: 349
487	Pr 53	APCI/ESI+: 388	524	Pr 512	EI: 277
488	Pr 54	ESI+: 321	525	Pr 514	EI: 277
489	Pr 38	APCI/ESI+: 474	526	Pr 46	FAB+: 377
490	Pr 54	ESI+: 371	527	Pr 7	ESI+: 427
491	Pr 7	ESI+: 524	528	Pr 53	ESI+: 568
492	Pr 7	ESI+: 470	529	Pr 53	FAB-: 501
493	Pr 7	ESI+: 474	530	Pr 34	APCI/ESI-: 185
494	Pr 54	ESI+: 371	531	Pr 1	APCI/ESI+: 215
495	Pr 54	APCI/ESI+: 326	532	Pr 33	APCI/ESI+: 403
496	Pr 54	APCI/ESI-: 358	533	Pr 508	FAB+: 408
497	Pr 7	APCI/ESI+: 479	534	Pr 509	EI: 307
498	Pr 7	APCI/ESI+: 513	536	Pr 53	ESI+: 568

[0401]

[Table 208]

Pr	Syn	Data	Pr	Syn	Data
537	Pr 515	ESI+: 490	544	Pr 7	APCI/ESI+: 524
538	Pr 53	APCI/ESI+: 356	545	Pr 53	ESI+: 524
539	Pr 54	APCI/ESI+: 328	546	Pr 53	ESI+: 524
540	Pr 7	APCI/ESI+: 481	547	Pr 53	ESI-: 400
541	Pr 53	ESI+: 602	548	Pr 54	ESI-: 372
542	Pr 68	APCI/ESI+: 399	549	Pr 7	ESI+: 527
543	Pr 54	APCI/ESI+: 371			

[0402]

[Table 209]

Pr	Syn	Data
8	Pr 8	NMR-C: 8.42-8.31 (1H, brs), 3.68 (3H, s), 2.33-2.23 (1H, m), 2.19-2.02 (3H, m), 1.97-1.89 (2H, m), 1.86 (3H, s), 1.58-1.25 (4H, m)
18	Pr 18	NMR-D: 7.97-7.93 (1H, m), 7.76-7.70 (1H, m), 7.67-7.62 (1H, m), 7.59 (1H, d, J = 2.1 Hz), 7.55-7.52 (1H, m), 7.51 (1H, d, J = 8.7 Hz), 7.18 (1H, dd, J = 2.1, 8.7 Hz), 6.37 (1H, s), 3.60 (3H, s), 3.47 (3H, s)
22	Pr 22	NMR-C: 7.55 (1H, dd, J = 7.7, 1.5 Hz), 7.47 (1H, d, J = 1.5 Hz), 7.26 (1H, s), 7.17 (1H, d, J = 7.7 Hz), 4.36 (2H, q, J = 7.1 Hz), 4.10 (2H, q, J = 7.1 Hz), 2.27 (3H, s), 1.44 (3H, t, J = 7.1 Hz), 1.39 (3H, t, J = 7.1 Hz)
26	Pr 26	NMR-C: 7.30 (2H, d, J = 8.5 Hz), 7.06 (2H, d, J = 8.5 Hz), 7.02 (1H, d, J = 2.0 Hz), 6.85 (1H, d, J = 2.0 Hz), 5.45 (2H, s)
28	Pr 28	NMR-C: 7.68-7.64 (1H, ddd, J = 1.5, 1.5, 7.8 Hz), 7.55-7.52 (1H, t, J = 1.5 Hz), 7.44 (1H, d, J = 7.8 Hz), 5.19-5.08 (1H, m), 3.92 (3H, s), 3.92 (3H, s), 2.53 (1H, brs), 1.52-1.47 (3H, m)
29	Pr 29	NMR-C: 7.49-7.41 (2H, m), 7.25-7.15 (2H, m), 4.98 (1H, brs), 4.02 (1H, brs), 1.41 (9H, s), 1.10-0.97 (1H, m), 0.64-0.50 (2H, m), 0.46-0.28 (2H, m)
33/Cl	Pr 33	NMR-D: 8.80 (2H, brs), 8.05-7.97 (2H, m), 7.76-7.66 (2H, m), 3.87 (3H, s), 3.74-3.64 (1H, m), 1.37-1.23 (1H, m), 0.74-0.58 (2H, m), 0.56-0.35 (2H, m)
45	Pr 45	NMR-C: 7.45-6.88 (7H, m), 5.75-5.5 (1H, m), 3.36-3.21 (1H, m), 3.05-2.94 (1H, m), 2.45-2.23 (2H, m)
58	Pr 58	NMR-D: 7.90 (1H, d, J = 1.7 Hz), 7.71-7.62 (3H, m), 7.46-7.37 (2H, m), 7.34-7.26 (1H, m), 5.06 (2H, s)
59	Pr 59	NMR-C: 7.56-7.47 (2H, m), 7.40-7.25 (5H, m), 7.25-7.16 (2H, m), 7.13-7.06 (2H, m), 5.55 (2H, s), 3.80 (3H, m)
70	Pr 53	NMR-C: 7.71 (1H, d, J = 8.0 Hz), 7.39 (1H, s), 7.31 (2H, d, J = 4.3 Hz), 7.26-7.11 (3H, m), 6.98 (2H, d, J = 8.0 Hz), 5.80 (2H, s), 4.32 (2H, q, J = 7.1 Hz), 1.36 (3H, t, J = 7.1 Hz).
113	Pr 54	NMR-D: 7.94 (1H, dd, J = 1, 8 Hz), 7.68 (1H, dt, J = 1, 8 Hz), 7.64-7.57 (2H, m), 7.52-7.57 (2H, m), 7.16 (1H, dd, J = 2, 9 Hz), 6.38 (1H, s), 3.48 (3H, s)
119	Pr 53	NMR-D: 8.27 (1H, s), 7.85 (1H, d, J = 3.2 Hz), 7.64 (1H, d, J = 1.5 Hz), 7.31 (2H, d, J = 8.8 Hz), 6.89 (1H, d, J = 3.2 Hz), 6.78 (2H, d, J = 8.8 Hz), 5.65 (2H, s), 4.19 (2H, q, J = 7.0 Hz), 1.15 (3H, t, J = 7.0 Hz)
133	Pr 54	NMR-D: 13.42 (1H, brs), 8.27-8.19 (1H, m), 7.82 (1H, d, J = 3.4 Hz), 7.77-7.67 (1H, m), 7.31 (2H, d, J = 8.8 Hz), 6.91-6.82 (3H, m), 5.74 (2H, s)

[0403]

[Table 210]

Pr	Syn	Data
142	Pr 16	NMR-C: 8.04-7.97 (2H, m), 7.45-7.35 (2H, m), 5.12 (1H, brs), 4.10 (1H, brs), 3.91 (3H, s), 1.41 (9H, s), 1.13-1.00 (1H, m), 0.66-0.50 (2H, m), 0.49-0.32 (2H, m)
255	Pr 20	NMR-C: 7.37-7.31 (1H, m), 7.22-7.08 (2H, m), 5.33 (1H, dd, J = 2.8, 7.0 Hz), 3.28-3.15 (1H, m), 2.94-2.82 (1H, m), 2.47-2.21 (2H, m), 2.17-2.06 (1H, m)
258	Pr 34	NMR-C: 7.98-7.94 (1H, m), 7.58-7.54 (1H, m), 7.47-7.42 (1H, m), 7.26-7.21 (2H, m), 6.92-6.86 (2H, m), 6.26 (1H, dd, J = 1.8, 5.7 Hz), 3.28-3.16 (1H, m), 3.01-2.90 (1H, m), 2.42-2.26 (2H, m)
259	Pr 7	NMR-C: 7.84-7.73 (3H, m), 7.50-7.41 (2H, m), 7.24-7.08 (5H, m), 6.67-6.59 (2H, m), 5.81-5.75 (1H, m), 4.67 (1H, dd, J = 6.5, 14.5 Hz), 4.32 (1H, dd, J = 4.6, 14.5 Hz), 3.94 (3H, s), 3.23-3.11 (1H, m), 2.98-2.87 (1H, m), 2.32-2.20 (2H, m)
260	Pr 53	NMR-D: 7.81 (1H, d, J = 7.2 Hz), 7.62 (1H, d, J = 3.4 Hz), 7.40 (1H, d, J = 7.2 Hz), 7.07 (1H, t, J = 7.2 Hz), 6.81-6.71 (4H, m), 6.65 (1H, d, J = 3.4 Hz), 5.49 (2H, s), 4.01-3.96 (2H, m), 3.75 (3H, s), 3.62-3.57 (2H, m), 3.39-3.25 (3H, m)
264	Pr 54	NMR-D: 7.77 (1H, d, J = 7.6 Hz), 7.57 (1H, d, J = 2.9 Hz), 7.47 (1H, d, J = 7.6 Hz), 7.06 (1H, t, J = 7.6 Hz), 6.84 (2H, d, J = 8.5 Hz), 6.77 (2H, d, J = 8.5 Hz), 6.62 (1H, d, J = 2.9 Hz), 5.91 (2H, s), 4.01-3.96 (2H, m), 3.61-3.56 (2H, m), 3.26 (3H, s)
267	Pr 7	NMR-D: 8.91 (1H, d, J = 8.3 Hz), 7.90 (2H, d, J = 8.3 Hz), 7.68 (1H, d, J = 6.9 Hz), 7.51 (2H, d, J = 8.3 Hz), 7.47 (1H, d, J = 3.2 Hz), 7.20 (1H, d, J = 6.9 Hz), 7.06 (1H, d, J = 6.9 Hz), 6.78 (2H, d, J = 8.8 Hz), 6.69 (2H, d, J = 8.8 Hz), 6.57 (1H, d, J = 3.2 Hz), 5.43-5.31 (2H, m), 5.21-5.11 (1H, m), 4.01-3.94 (2H, m), 3.85 (3H, s), 3.63-3.57 (2H, m), 3.27 (3H, s), 1.34 (3H, d, J = 6.8 Hz)
329	Pr 53	NMR-D: 7.74-7.78 (1H, m), 7.54-7.48 (1H, m), 7.43 (1H, d, J = 2.9 Hz), 7.10 (1H, t, J = 7.6 Hz), 6.57 (1H, d, J = 2.9 Hz), 4.23 (2H, d, J = 7.4 Hz), 3.96-3.79 (5H, m), 2.63-2.41 (2H, m), 1.72-1.57 (1H, m), 1.37 (9H, s), 1.23-1.14 (2H, m), 1.06-0.92 (2H, m)
330	Pr 53	NMR-C: 7.32-7.25 (2H, m), 7.10-7.04 (2H, m), 6.98-6.96 (1H, m), 6.87-6.83 (1H, m), 5.47 (2H, s), 3.77 (3H, s)
332	Pr 54	NMR-D: 7.78-7.73 (1H, m), 7.55-7.49 (1H, m), 7.41 (1H, d, J = 3.2 Hz), 7.07 (1H, t, J = 7.8 Hz), 6.54 (1H, d, J = 3.2 Hz), 4.32 (2H, d, J = 7.3 Hz), 3.96-3.77 (2H, m), 2.64-2.38 (2H, m), 1.82-1.67 (1H, m), 1.37 (9H, s), 1.27-1.14 (2H, m), 1.08-0.93 (2H, m)

[0404]

[Table 211]

Pr	Syn	Data
367	Pr 54	NMR-D: 12.4-12.3 (1H, brs), 7.77 (1H, d, J = 2.2 Hz), 7.59 (2H, d, J = 7.7 Hz), 7.42-7.31 (5H, m), 7.27 (1H, d, J = 1.7 Hz), 7.21-7.13 (2H, m), 5.57 (2H, s)
394	Pr 54	NMR-D: 13.3-13.1 (1H, brs), 8.55 (1H, d, J = 2.4 Hz), 7.92 (1H, dd, J = 8.4, 2.4 Hz), 7.87 (1H, d, J = 2.3 Hz), 7.66 (1H, d, J = 3.3 Hz), 7.43 (1H, d, J = 2.3 Hz), 6.66 (1H, d, J = 3.3 Hz), 6.60 (1H, d, J = 8.4 Hz), 5.77 (2H, s)
535	Pr 7	NMR-C: 9.22-9.00 (1H, brs), 7.99 (1H, s), 7.39-7.34 (1H, m), 6.56-6.50 (1H, m),5.96-5.85 (1H, m), 3.84 (3H, s), 3.40-3.29 (2H, m), 2.31-2.18 (1H, m), 2.08-1.95 (2H, m), 1.92-1.79 (2H, m), 1.67-1.53 (1H, m), 1.52-1.35 (2H, m), 1.11-0.94 (2H, m)

[0405]

[Table 212]

Ex	Syn	Data	Ex	Syn	Data
1/Cl	Ex 1	ESI+: 449	42	Ex 3	ESI+: 518
2	Ex 2	FAB-: 451	43	Ex 3	ESI+: 433
3	Ex 3	FAB-: 473	44	Ex 3	ESI+: 417
4	Ex 4	ESI+: 476	45	Ex 3	ESI+: 467
5	Ex 5	ESI+: 444	46	Ex 3	ESI+: 463
6	Ex 6	FAB+: 554	47	Ex 3	ESI+: 514
7	Ex 3	ESI+: 433	48	Ex 3	FAB-: 421
8	Ex 3	ESI+: 442	49	Ex 3	ESI+: 459
9	Ex 3	ESI+: 408	50	Ex 3	ESI+: 439
10	Ex 3	ESI+: 437	51	Ex 3	FAB+: 409
11	Ex 3	ESI-: 468	52	Ex 3	ESI+: 459
12	Ex 3	ESI+: 471	53	Ex 3	ACPI+: 476
13	Ex 3	ESI+: 450	54	Ex 3	ESI+: 397
14	Pr 38	ESI+: 457	55	Ex 3	ESI+: 397
15	Ex 3	FAB+: 451	56	Ex 3	ESI+: 453
16	Ex 3	ESI+: 473	57	Ex 3	ESI+: 470
17	Ex 3	ESI+: 413	58	Ex 3	ESI+: 437
18	Ex 3	ESI+: 483	59	Ex 3	ESI+: 463
19	Ex 3	ESI+: 456	60	Ex 3	FAB+: 497
20	Ex 3	ESI+: 456	61	Ex 3	ESI+: 437
21/Cl	Ex 3	ESI+: 449	62	Ex 3	ESI+: 451
22	Ex 3	FAB+: 399	63	Ex 3	ESI+: 443
23	Ex 3	ESI+: 464	64	Ex 3	ESI+: 457
24	Ex 3	ESI+: 479	65	Ex 3	ESI+: 490
25	Ex 3	ESI+: 434	66	Ex 3	ESI+: 450
26	Ex 3	ESI+: 468	67	Ex 3	ESI-: 454
27	Ex 3	ESI+: 453	68	Ex 3	FAB+: 507
28	Ex 3	ESI+: 425	69	Ex 3	FAB+: 493
29	Ex 3	FAB+: 399	70	Ex 3	ESI+: 451
30	Ex 3	FAB+: 433	71	Ex 3	ESI+: 443
31	Ex 3	ESI+: 463	72	Ex 3	ESI+: 457
32	Ex 3	ESI+: 425	73	Ex 3	ESI+: 451
33	Ex 3	ESI+: 447	74	Ex 3	ESI+: 502
34	Ex 3	ESI+: 434	75	Ex 3	ESI+: 450
35	Ex 3	ESI+: 468	76	Ex 3	ESI+: 439
36	Ex 3	ESI+: 484	77	Ex 3	APCI+: 468
37	Ex 3	ESI+: 490	78	Ex 3	APCI+: 474
38	Ex 3	FAB+: 451	79	Ex 3	FAB+: 449
39	Ex 3	FAB+: 419	80	Ex 3	APCI+: 468
40	Ex 3	FAB+: 468	81	Ex 3	APCI+: 474
41	Ex 3	ESI+: 501	82	Ex 3	FAB+: 433

[0406]

[Table 213]

Ex	Syn	Data	Ex	Syn	Data
83	Ex 3	FAB+: 440	125	Ex 3	ESI+: 476
84	Ex 3	FAB+: 446	126	Ex 3	ESI+: 411
85	Ex 3	FAB+: 481	127	Ex 3	ESI+: 467
86	Ex 3	ESI+: 449	128	Ex 3	FAB+: 461
87	Ex 3	ESI+: 469	129	Ex 3	ESI+: 480
88	Ex 3	ESI+: 455	130	Ex 3	ESI+: 466
89	Ex 3	ESI+: 447	131	Ex 3	ESI+: 472
90	Ex 3	ESI+: 447	132	Ex 3	ESI+: 483
91	Ex 3	ESI+: 453	133	Ex 3	ESI+: 434
92	Ex 3	ESI+: 433	134	Ex 3	ESI+: 476
93	Ex 3	ESI+: 439	135	Ex 3	ESI+: 482
94	Ex 3	ESI+: 464	136	Ex 3	ESI+: 450
95	Ex 3	ESI+: 470	137	Ex 3	FAB+: 425
96	Ex 3	ESI+: 456	138	Ex 3	FAB+: 420
97	Ex 3	ESI+: 443	139	Ex 3	ESI+: 420
98	Ex 3	ESI+: 411	140	Ex 3	ESI+: 466
99	Ex 3	ESI+: 411	141	Ex 3	ESI+: 486
100	Ex 3	ESI-: 435	142	Ex 3	ESI+: 436
101	Ex 3	ESI+: 457	143	Ex 3	ESI+: 470
102	Ex 3	ESI+: 443	144	Ex 3	FAB+: 476
103	Ex 3	ESI+: 450	145	Ex 3	FAB+: 442
104	Ex 3	ESI+: 440	146	Ex 3	FAB+: 476
105	Ex 3	FAB+: 434	147	Ex 3	ESI+: 482
106	Ex 3	ESI+: 454	148	Ex 3	ESI+: 482
107	Ex 3	ESI+: 474	149	Ex 3	ESI+: 474
108	Ex 3	ESI+: 460	150	Ex 3	ESI+: 475
109	Ex 3	ESI+: 422	151	Ex 3	ESI+: 481
110	Ex 3	ESI+: 449	152	Ex 3	ESI+: 482
112	Ex 3	ESI+: 473	153	Ex 3	FAB+: 484
113	Ex 3	ESI+: 479	154	Ex 3	FAB+: 452
114	Ex 3	ESI+: 434	155	Ex 3	FAB+: 458
115	Ex 4	ESI+: 476	156	Ex 3	ESI+: 496
116	Ex 3	ESI+: 476	157	Ex 3	ESI+: 518
117	Ex 3	ESI+: 434	158	Ex 3	ESI+: 504
118	Ex 3	ESI+: 511	159	Ex 3	ESI+: 510
119	Ex 3	ESI+: 476	160	Ex 3	FAB+: 419
120	Ex 3	ESI+: 509	161	Ex 3	ESI+: 407
121	Ex 3	FAB+: 487	162	Ex 3	ESI+: 458
122	Ex 3	FAB+: 504	163	Ex 3	ESI+: 439
123	Ex 3	FAB+: 524	164	Ex 3	ESI+: 435
124	Ex 3	FAB+: 510	165	Ex 3	ESI+: 440

[0407]

[Table 214]

Ex	Syn	Data	Ex	Syn	Data
166	Ex 3	ESI+: 436	204	Ex 3	FAB+: 466
167	Ex 3	ESI+: 459	205	Ex 3	FAB+: 398
168	Ex 3	ESI+: 420	206	Ex 3	ESI+: 447
169	Ex 3	ESI+: 416	207	Ex 3	ESI+: 483
170	Ex 3	ESI+: 402	208	Ex 3	ESI+: 502
171	Ex 3	ESI+: 408	209	Ex 3	ESI+: 508
172	Ex 3	ESI+: 441	210	Ex 3	ESI+: 489
173	Ex 3	ESI+: 437	211	Ex 3	ESI+: 483
174	Ex 3	ESI+: 468	212	Ex 3	ESI+: 536
175	Ex 3	ESI+: 462	213	Ex 3	ESI+: 542
176	Ex 3	ESI+: 442	214	Ex 3	APCI/ESI+: 536
177	Ex 3	ESI+: 465	215	Ex 3	APCI/ESI+: 517
178	Ex 3	ESI+: 420	216	Ex 3	ESI+: 494
179	Ex 3	ESI+: 502	217	Ex 3	APCI/ESI+: 510
180	Ex 3	ESI+: 503	218	Ex 3	ESI+: 510
181	Ex 3	ESI+: 448	219	Ex 3	ESI+: 510
182	Ex 3	ESI+: 456	220	Ex 3	ESI+: 510
183	Ex 3	ESI+: 423	221	Ex 3	ESI+: 510
184	Ex 3	ESI+: 509	222	Ex 3	ESI+: 510
185/Cl	Ex 1	ESI+: 496	223	Ex 3	ESI+: 510
186	Ex 3	ESI+: 429	224	Ex 3	ESI+: 456
187	Ex 3	ESI+: 425	225	Ex 3	ESI+: 460
188	Ex 3	ESI+: 431	226	Ex 3	APCI/ESI+: 460
189	Ex 3	ESI+: 437	227	Ex 3	APCI/ESI+: 465
190	Ex 3	FAB+: 473	228	Ex 3	APCI/ESI+: 499
191	Ex 3	FAB+: 439	229	Ex 3	ESI+: 494
192	Ex 3	ESI+: 455	230	Ex 3	ESI+: 510
193	Ex 3	ESI+: 461	231	Ex 3	ESI+: 533
194	Ex 3	ESI+: 497	232	Ex 3	ESI+: 554
195	Ex 3	ESI+: 503	233	Ex 3	ESI+: 476
196	Ex 3	ESI+: 445	234	Ex 3	ESI+: 554
197	Ex 3	ESI+: 425	235	Ex 3	ESI+: 476
198	Ex 3	ESI+: 442	236	Ex 3	APCI/ESI+: 467
199	Ex 3	ESI+: 383	237	Ex 3	APCI/ESI+: 510
200	Ex 3	ESI+: 389	238	Ex 3	ESI+: 588
201	Ex 3	ESI+: 398	239	Ex 3	ESI+: 510
202	Ex 3	ESI+: 452	240	Ex 3	ESI+: 510
203	Ex 3	ESI+: 458	241	Ex 3	ESI+: 513

[0408]

[Table 215]

Ex	Syn	Data
3	Ex 3	NMR-D: 12.9-12.8 (1H, brs), 8.88 (1H, d, J = 7.9 Hz), 7.88 (2H, d, J = 8.4 Hz), 7.73-7.68 (1H, m), 7.59-7.52 (3H, m), 7.49 (2H, d, J = 8.4 Hz), 7.45-7.38 (4H, m), 7.36-7.29 (1H, m), 7.24-7.19 (1H, m), 7.08 (1H, dd, J = 7.4, 7.4 Hz), 6.91 (2H, d, J = 8.2 Hz), 6.63 (1H, d, J = 3.1 Hz), 5.60-5.48 (2H, m), 5.20-5.10 (1H, m), 1.28 (3H, d, J = 7.1 Hz)
4	Ex 4	NMR-D: 8.91 (1H, d, J = 7.8 Hz), 8.17 (1H, d, J = 2.1 Hz), 8.02-7.95 (2H, m), 7.87 (2H, d, J = 8.3 Hz), 7.75-7.67 (2H, m), 7.62 (1H, d, J = 3.1 Hz), 7.50-7.36 (5H, m), 7.27-7.18 (2H, m), 7.10 (1H, dd, J = 7.6, 7.6 Hz), 6.65 (1H, d, J = 3.3 Hz), 5.67-5.49 (2H, m), 5.18-5.07 (1H, m), 1.27 (3H, d, J = 7.0 Hz)
6	Ex 6	NMR-D: 12.06-11.94 (1H, brs), 8.83 (1H, d, J = 7.8 Hz), 7.88 (2H, d, J = 8.4 Hz), 7.70 (1H, d, J = 7.8 Hz), 7.53 (1H, d, J = 3.2 Hz), 7.47 (2H, d, J = 8.4 Hz), 7.23-7.15 (3H, m), 7.12-7.05 (1H, m), 6.78 (2H, d, J = 8.4 Hz), 6.62 (1H, d, J = 3.2 Hz), 5.52 (1H, d, J = 18.0 Hz), 5.46 (1H, d, J = 18.0 Hz), 5.11-5.00 (1H, m), 4.75-4.62 (1H, br), 3.62-3.41 (4H, m), 1.90-1.78 (2H, m), 1.25 (3H, d, J = 7.1 Hz)
23	Ex 3	NMR-D: 12.4-12.3 (1H, brs), 10.9 (1H, s), 7.80 (2H, d, J = 8.9 Hz), 7.76-7.73 (1H, m), 7.52-7.46 (2H, m), 7.29-7.24 (2H, m), 7.15 (1H, dd, J = 7.4, 7.4 Hz), 6.98 (2H, d, J = 8.9 Hz), 6.92-6.87 (2H, m), 6.60 (1H, d, J = 3.2 Hz), 4.68 (2H, t, J = 5.2 Hz), 4.21 (2H, t, J = 5.2 Hz), 3.31 (3H, s)
53	Ex 3	NMR-D: 12.0-11.8 (1H, brs), 8.31-8.25 (1H, m), 8.19 (1H, d, J = 8.5 Hz), 7.92-7.85 (2H, m), 7.78 (1H, d, J = 2.1 Hz), 7.73-7.67 (1H, m), 7.65 (1H, d, J = 3.3 Hz), 7.56-7.49 (1H, m), 7.10 (1H, d, J = 2.1 Hz), 6.69-6.62 (2H, m), 5.84 (2H, s), 2.78 (2H, t, J = 6.2 Hz), 1.96-1.84 (1H, m), 1.67-1.56 (2H, m), 1.48-1.35 (2H, m), 1.14-0.87 (3H, m), 0.72-0.57 (2H, m)
54	Ex 3	NMR-D: 12.9-12.7 (1H, brs), 8.32 (1H, d, J = 8.1 Hz), 7.87 (2H, d, J = 8.3 Hz), 7.39 (2H, d, J = 8.3 Hz), 7.29 (2H, d, J = 8.5 Hz), 7.05 (2H, d, J = 8.5 Hz), 6.83 (1H, s), 6.79 (1H, s), 5.47-5.36 (2H, m), 5.11-5.01 (2H, m), 2.01 (3H, s), 1.41 (2H, d, J = 7.0 Hz)
57	Ex 3	NMR-D: 12.9-12.7 (1H, brs), 8.98-8.90 (1H, m), 8.18 (1H, d, J = 8.6 Hz), 7.93-7.86 (2H, m), 7.81 (1H, d, J = 2.1 Hz), 7.75-7.62 (4H, m), 7.59-7.53 (1H, m), 7.20 (1H, d, J = 2.1 Hz), 7.13 (2H, d, J = 8.2 Hz), 6.72 (1H, d, J = 8.4 Hz), 6.67 (1H, d, J = 3.2 Hz), 5.83 (2H, s), 4.25 (2H, d, J = 5.7 Hz) mp: 243-244 (dec)

[0409]

[Table 216]

Ex	Syn	Data
96	Ex 3	NMR-D: 11.9-11.8 (1H, brs), 8.17-8.10 (2H, m), 7.91 (1H, d, J = 8.4 Hz), 7.87 (1H, d, J = 7.8 Hz), 7.73-7.67 (1H, m), 7.55-7.45 (3H, m), 6.97-6.93 (1H, m), 6.58-6.50 (2H, m), 5.81 (2H, s), 2.84-2.76 (2H, m), 2.39 (3H, s), 1.95-1.84 (1H, m), 1.65-1.54 (2H, m), 1.47-1.38 (2H, m), 1.19-0.87 (3H, m), 0.73-0.56 (2H, m) mp: 244-245 (dec)
115	Ex 4	NMR-D: 13.1-12.6 (1H, brs), 8.84 (1H, d, J = 7.9 Hz), 8.72 (1H, d, J = 2.1 Hz), 7.86-7.78 (3H, m), 7.76-7.70 (1H, m), 7.63 (2H, d, J = 7.4 Hz), 7.54-7.35 (6H, m), 7.24-7.18 (1H, m), 7.13-7.06 (1H, m), 6.64 (1H, d, J = 3.1 Hz), 6.57 (1H, d, J = 8.2 Hz), 5.72-5.58 (2H, m), 5.12-5.01 (1H, m), 1.21 (3H, d, J = 7.1 Hz)
124	Ex 3	NMR-D: 12.0-11.8 (1H, brs), 8.41-8.34 (1H, m), 8.21 (1H, d, J = 8.5 Hz), 8.13 (1H, s), 7.92-7.83 (2H, m), 7.76 (1H, d, J = 3.2 Hz), 7.73-7.76 (1H, m), 7.56-7.49 (1H, m), 7.37-7.31 (1H, m), 6.85 (1H, d, J = 3.2 Hz), 6.73 (1H, d, J = 8.5 Hz), 5.91 (2H, s), 2.88-2.76 (2H, m), 1.96-1.82 (1H, m), 1.67-1.53 (2H, m), 1.48-1.34 (2H, m), 1.16-1.02 (1H, m), 1.02-0.85 (2H, m), 0.74-0.57 (2H, m) mp: 242 (dec)
132	Ex 3	NMR-D: 12.9-12.7 (1H, brs), 8.97 (1H, d, J = 7.9 Hz), 7.90 (2H, d, J = 8.3 Hz), 7.73-7.65 (2H, m), 7.54-7.48 (3H, m), 7.24-7.18 (1H, m), 7.09-6.98 (2H, m), 6.57 (1H, d, J = 3.1 Hz), 6.56-6.49 (1H, m), 5.39-5.14 (3H, m), 3.46-3.36 (4H, m), 1.59-1.43 (6H, m), 1.39 (3H, d, J = 7.0 Hz)
137	Ex 3	NMR-D: 12.1-11.9 (1H, brs), 8.31-8.22 (1H, m), 7.71-7.64 (1H, m), 7.52 (1H, d, J = 3.1 Hz), 7.27 (2H, d, J = 8.5 Hz), 7.16-7.09 (1H, m), 7.05 (1H, t, J = 7.5 Hz), 6.86 (2H, d, J = 8.5 Hz), 6.61 (1H, d, J = 3.1 Hz), 5.56 (2H, s), 3.06-2.94 (2H, m), 2.44-2.37 (1H, m), 1.90-1.76 (2H, m), 1.57-1.33 (5H, m), 1.21-1.06 (2H, m)
140	Ex 3	NMR-D: 12.85-12.75 (1H, br), 9.03 (1H, d, J = 7.9 Hz), 7.91-7.83 (3H, m), 7.68 (1H, d, J = 7.9 Hz), 7.53 (2H, d, J = 8.3 Hz), 7.51-7.43 (6H, m), 7.26 (1H, d, J = 7.5 Hz), 7.11-7.05 (1H, m), 6.57 (1H, d, J = 3.4 Hz), 5.46 (1H, d, J = 15.7 Hz), 5.39 (1H, d, J = 15.7 Hz), 5.27-5.17 (1H, m), 1.38 (3H, d, J = 7.0 Hz)
143	Ex 3	NMR-D: 12.85-12.77 (1H, brs), 9.17 (1H, s), 8.99-8.93 (1H, m), 8.06 (1H, d, J = 7.7 Hz), 7.79 (1H, d, J = 2.3 Hz), 7.77-7.59 (6H, m), 7.21-7.16 (3H, m), 7.05 (1H, s), 6.65 (1H, d, J = 3.3 Hz), 5.79 (2H, s), 4.36-4.30 (2H, m)

[0410]

[Table 217]

Ex	Syn	Data
146	Ex 3	NMR-D: 11.92 (1H, s), 9.20 (1H, s), 8.36-8.27 (1H, m), 8.05 (1H, d, J = 8.4 Hz), 7.77 (1H, d, J = 2.0 Hz), 7.75-7.66 (2H, m), 7.65 (1H, d, J = 3.1 Hz), 7.63-7.56 (1H, m), 7.08 (1H, d, J = 2.0 Hz), 6.96 (1H, s), 6.64 (1H, d, J = 3.1 Hz), 5.80 (2H, s), 2.90-2.82 (2H, m), 2.00-1.90 (1H, m), 1.71-1.62 (2H, m), 1.50-1.41 (2H, m), 1.20-0.94 (3H, m), 0.76-0.62 (2H, m) mp: 221
149	Ex 3	NMR-D: 11.9 (1H, s), 8.38-8.31 (1H, m), 7.89-7.82 (2H, m), 7.68 (1H, dd, J = 7.7, 1.2 Hz), 7.53 (1H, d, J = 3.0 Hz), 7.49-7.41 (3H, m), 7.19-7.15 (1H, m), 7.09-7.03 (1H, m), 6.81 (1H, s), 6.60 (1H, d, J = 3.0 Hz), 5.71 (2H, s), 3.05-2.97 (2H, m), 2.06-1.95 (1H, m), 1.82-1.62 (4H, m), 1.42-1.06 (3H, m), 0.92-0.77 (2H, m)
155	Ex 3	NMR-D: 11.98-11.88 (1H, brs), 8.48-8.41 (1H, m), 7.92-7.84 (2H, m), 7.66 (1H, dd, J = 1.0, 7.9 Hz), 7.63 (1H, s), 7.52-7.44 (4H, m), 7.18 (1H, dd, J = 1.0, 7.9 Hz), 7.08-7.02 (1H, m), 6.57 (1H, d, J = 3.4 Hz), 5.52 (2H, s), 3.13-3.05 (2H, m), 2.11-2.00 (1H, m), 1.85-1.70 (4H, m), 1.51-1.38 (1H, m), 1.25-1.10 (2H, m), 0.98-0.84 (2H, m).
159	Ex 3	NMR-D: 11.97-11.90 (1H, brs), 9.20 (1H, s), 8.45-8.39 (1H, m), 8.14-8.11 (1H, brs), 8.05 (1H, d, J = 8.2 Hz), 7.78-7.57 (4H, m), 7.33 (1H, s), 7.03 (1H, s), 6.83 (1H, d, J = 3.2 Hz), 5.87 (2H, s), 2.93-2.86 (2H, m), 2.00-1.89 (1H, m), 1.70-1.62 (2H, m), 1.50-1.42 (2H, m), 1.20-0.92 (3H, m), 0.77-0.66 (2H, m) mp: 260
164	Ex 3	NMR-D: 12.9-12.8 (1H, brs), 9.14 (1H, d, J = 8.1 Hz), 7.93 (2H, d, J = 8.3 Hz), 7.66-7.61 (1H, m), 7.57 (2H, d, J = 8.3 Hz), 7.28 (1H, d, J = 3.3 Hz), 7.21-7.15 (1H, m), 7.09-7.01 (1H, m), 6.47 (1H, d, J = 3.3 Hz), 5.28-5.15 (1H, m), 4.29-4.06 (2H, m), 3.29-3.13 (2H, m), 2.96-2.84 (1H, m), 1.61-0.94 (13H, m)
169	Ex 3	NMR-D: 12.9-12.7 (1H, brs), 8.47 (1H, d, J = 8.2 Hz), 7.93-7.85 (5H, m), 7.74 (1H, s), 7.54-7.49 (2H, m), 7.47 (1H, s), 7.45 (1H, s), 7.10-7.06 (1H, m), 6.95-6.90 (1H, m), 6.10-6.06 (1H, m), 5.47 (2H, s), 5.18-5.09 (1H, m), 1.45 (3H, d, J = 7.1 Hz)
174	Ex 3	NMR-D: 11.9 (1H, s), 8.74 (1H, d, J = 2.3 Hz), 8.29-8.22 (1H, m), 7.89 (1H, dd, J = 8.1, 2.4 Hz), 7.73-7.59 (3H, m), 7.52 (1H, d, J = 3.3 Hz), 7.49-7.34 (3H, m), 7.17-7.02 (2H, m), 6.63 (1H, d, J = 3.3 Hz), 6.56 (1H, d, J = 8.1 Hz), 5.72 (2H, s), 2.96-2.87 (2H, m), 2.09-1.97 (1H, m), 1.81-1.52 (4H, m), 1.37-1.04 (3H, m), 0.90-0.73 (2H, m)

[0411]

[Table 218]

Ex	Syn	Data
182	Ex 3	NMR-D: 12.9-12.8 (1H, brs), 8.51 (1H, d, J = 7.8 Hz), 7.93-7.83 (5H, m), 7.70 (1H, d, J = 2.1 Hz), 7.56-7.42 (5H, m), 6.99 (1H, s), 6.72-6.69 (1H, m), 5.59 (2H, s), 5.24-5.09 (1H, m), 1.48 (3H, d, J = 7.1 Hz)
187	Ex 3	NMR-D: 12.9-12.8 (1H, brs), 9.15-9.08 (1H, m), 7.82 (2H, d, J = 8.3 Hz), 7.74-7.69 (1H, m), 7.57 (1H, d, J = 3.3 Hz), 7.48-7.39 (4H, m), 7.34-7.30 (1H, m), 7.24-7.06 (3H, m), 6.62 (1H, d, J = 3.3 Hz), 6.22 (1H, s), 5.76 (2H, s), 4.54 (2H, d, J = 6.0 Hz)
188	Ex 3	NMR-D: 12.0-11.9 (1H, brs), 8.50-8.41 (1H, m), 7.72-7.66 (1H, m), 7.56 (1H, d, J = 3.4 Hz), 7.51-7.46 (1H, m), 7.42 (1H, d, J = 8.2 Hz), 7.24-7.03 (4H, m), 6.61 (1H, d, J = 3.0 Hz), 6.35 (1H, s), 5.78 (2H, s), 3.13-3.06 (2H, m), 2.12-2.01 (1H, m), 1.85-1.68 (4H, m), 1.50-1.36 (1H, m), 1.25-1.09 (2H, m), 0.99-0.84 (2H, m)
201	Ex 3	NMR-D: 12.3 (1H, s), 10.3 (1H, s), 7.74 (2H, d, J = 8.8 Hz), 7.35 (2H, d, J = 8.4 Hz), 7.09 (2H, d, J = 8.4 Hz), 6.98 (1H, s), 6.77 (1H, s), 6.68 (2H, d, J = 8.8 Hz), 5.43 (2H, s), 3.17 (3H, s), 2.04 (3H, s)
202	Ex 3	NMR-D: 12.94-12.78 (1H, brs), 9.28-9.18 (1H, m), 7.94-7.87 (3H, m), 7.86-7.80 (2H, m), 7.73 (1H, d, J = 8.4 Hz), 7.66 (1H, d, J = 7.8 Hz), 7.53-7.43 (5H, m), 7.32-7.25 (1H, m), 7.19 (1H, s), 7.14-7.09 (1H, m), 5.81 (2H, s), 4.58 (2H, d, J = 6.0 Hz).
204	Ex 3	NMR-D: 12.93-12.76 (1H, brs), 9.05 (1H, d, J = 8.1 Hz), 7.90 (2H, d, J = 8.1 Hz), 7.86-7.78 (3H, m), 7.71 (1H, d, J = 8.6 Hz), 7.66 (1H, d, J = 7.8 Hz), 7.55 (2H, d, J = 8.1 Hz), 7.51-7.44 (3H, m), 7.31-7.25 (1H, m), 7.23 (1H, s), 7.14-7.08 (1H, m), 5.75 (1H, d, J = 15.7 Hz), 5.71 (1H, d, J = 15.7 Hz), 5.29-5.19 (1H, m), 1.52 (3H, d, J = 7.0 Hz).
206	Ex 3	NMR-D: 12.0-11.9 (1H, brs), 8.40 (1H, t, J = 5.6 Hz), 7.77 (1H, d, J = 7.8 Hz), 7.68 (2H, dd, J = 6.9, 6.9 Hz), 7.58 (1H, d, J = 3.1 Hz), 7.33-7.15 (3H, m), 7.08-7.01 (1H, m), 6.95 (1H, s), 6.63 (1H, d, J = 3.1 Hz), 5.89 (2H, s), 3.14-3.03 (2H, m), 2.13-1.99 (1H, m), 1.86-1.64 (4H, m), 1.49-1.33 (1H, m), 1.25-0.82 (4H, m)
207	Ex 3	NMR-D: 12.3-12.2 (1H, brs), 10.8 (1H, s), 7.93-7.87 (2H, m), 7.83-7.80 (1H, m), 7.69 (2H, d, J = 8.9 Hz), 7.56 (1H, d, J = 3.1 Hz), 7.54-7.50 (1H, m), 7.49-7.44 (3H, m), 7.22-7.16 (1H, m), 6.83 (2H, d, J = 8.9 Hz), 6.79 (1H, s), 6.67 (1H, d, J = 3.3 Hz), 5.75 (2H, s), 3.08 (3H, s)

[0412]

[Table 219]

Ex	Syn	Data
208	Ex 3	NMR-D: 12.9-12.7 (1H, brs), 9.16 (1H, t, J = 5.9 Hz), 7.90-7.79 (4H, m), 7.78 (1H, d, J = 2.2 Hz), 7.64 (1H, d, J = 3.1 Hz), 7.49-7.42 (3H, m), 7.37 (2H, d, J = 8.2 Hz), 7.26 (1H, d, J = 2.2 Hz), 6.89 (1H, s), 6.61 (1H, d, J = 3.4 Hz), 5.67 (2H, s), 4.46 (2H, d, J = 5.9 Hz)
209	Ex 3	NMR-D: 12.0-11.8 (1H, brs), 8.48 (1H, t, J = 5.6 Hz), 7.91-7.80 (2H, m), 7.75 (1H, d, J = 2.0 Hz), 7.63 (1H, d, J = 3.2 Hz), 7.50-7.40 (3H, m), 7.14 (1H, d, J = 2.0 Hz), 6.84 (1H, s), 6.61 (1H, d, J = 3.2 Hz), 5.70 (2H, s), 3.04-2.94 (2H, m), 2.08-1.90 (1H, m), 1.82-1.57 (4H, m), 1.41-1.03 (3H, m), 0.90-0.73 (2H, m) mp: 237
210	Ex 3	NMR-D: 12.1-11.9 (1H, brs), 8.77 (1H, t, J = 5.6 Hz), 7.71 (1H, d, J = 2.1 Hz), 7.51 (1H, d, J = 3.3 Hz), 7.30-7.22 (2H, m), 7.14 (1H, d, J = 2.1 Hz), 6.89-6.81 (2H, m), 6.53 (1H, d, J = 3.3 Hz), 4.62 (2H, t, J = 5.3 Hz), 4.15 (2H, t, J = 5.3 Hz), 3.14-3.06 (2H, m), 2.19-2.04 (1H, m), 1.95-1.73 (4H, m), 1.60-1.43 (1H, m), 1.34-1.14 (2H, m), 1.04-0.88 (2H, m)
211	Ex 3	NMR-D: 13.0-12.8 (1H, brs), 9.37 (1H, t, J = 6.0 Hz), 7.93 (2H, d, J = 8.3 Hz), 7.73 (1H, d, J = 2.0 Hz), 7.56-7.46 (3H, m), 7.27-7.19 (3H, m), 6.73-6.65 (2H, m), 6.53 (1H, d, J = 3.1 Hz), 4.61-4.50 (4H, m), 3.91 (2H, t, J = 5.1 Hz)
212	Ex 3	NMR-D: 9.26 (1H, t, J = 5.9 Hz), 8.13 (1H, s), 7.87-7.79 (4H, m), 7.75 (1H, d, J = 3.3 Hz), 7.54-7.50 (1H, m), 7.48-7.42 (3H, m), 7.38 (2H, d, J = 8.2 Hz), 6.93 (1H, s), 6.81 (1H, d, J = 3.2 Hz), 5.73 (2H, s), 4.50 (2H, d, J = 5.8 Hz) mp: 248
213	Ex 3	NMR-D: 12.0-11.7 (1H, brs), 8.57 (1H, t, J = 5.5 Hz), 8.10 (1H, s), 7.90-7.82 (2H, m), 7.74 (1H, d, J = 3.3 Hz), 7.49-7.42 (3H, m), 7.40 (1H, s), 6.89 (1H, s), 6.81 (1H, d, J = 3.1 Hz), 5.76 (2H, s), 3.03 (2H, t, J = 6.2 Hz), 2.05-1.93 (1H, m), 1.82-1.71 (2H, m), 1.71-1.60 (2H, m), 1.43-1.29 (1H, m), 1.20-1.04 (2H, m), 0.91-0.77 (2H, m) mp: 241
214	Ex 3	NMR-D: 12.07-11.83 (1H, brs), 8.72 (1H, d, J = 2.1 Hz), 8.46 (1H, t, J = 5.5 Hz), 8.12 (1H, s), 7.97-7.90 (1H, m), 7.72 (1H, d, J = 3.1 Hz), 7.63 (2H, d, J = 7.2 Hz), 7.50-7.42 (2H, m), 7.42-7.33 (2H, m), 6.82 (1H, d, J = 3.1 Hz), 6.72 (1H, d, J = 8.2 Hz), 5.77 (2H, s), 2.98-2.89 (2H, m), 2.07-1.96 (1H, m), 1.79-1.69 (2H, m), 1.63-1.51 (2H, m), 1.36-1.22 (1H, m), 1.17-1.04 (2H, m), 0.88-0.73 (2H, m) mp: 235 (dec)

[0413]

[Table 220]

Ex	Syn	Data
215	Ex 3	NMR-D: 9.42 (1H, t, J = 6.0 Hz), 8.07 (1H, s), 7.92 (2H, d, J = 8.2 Hz), 7.60 (1H, d, J = 3.2 Hz), 7.54-7.45 (3H, m), 7.21 (2H, d, J = 9.0 Hz), 6.72 (1H, d, J = 3.2 Hz), 6.69 (2H, d, J = 9.0 Hz), 4.66-4.50 (4H, m), 3.92 (2H, t, J = 5.0 Hz) mp: 208-210
216	Ex 3	NMR-D: 12.2-11.7 (1H, brs), 8.51-8.40 (1H, m), 8.13 (1H, s), 7.75-7.64 (2H, m), 7.37 (1H, s), 7.34 (1H, d, J = 7.8 Hz), 6.83 (1H, d, J = 3.1 Hz), 6.45 (1H, d, J = 7.8 Hz), 5.71 (2H, s), 3.02-2.85 (2H, m), 2.14-1.98 (1H, m), 1.91-1.78 (2H, m), 1.67-1.51 (2H, m), 1.36-1.10 (3H, m), 0.92-0.73 (2H, m)
217	Ex 3	NMR-D: 12.1-11.7 (1H, brs), 8.53 (1H, d, J = 2.0 Hz), 8.43 (1H, t, J = 5.3 Hz), 8.14 (1H, s), 7.95 (1H, d, J = 8.4 Hz), 7.85 (1H, d, J = 3.2 Hz), 7.81 (1H, d, J = 8.1 Hz), 7.73-7.65 (2H, m), 7.57-7.51 (1H, m), 7.35 (1H, s), 6.87 (1H, d, J = 3.2 Hz), 5.86 (2H, s), 2.92 (2H, t, J = 6.0 Hz), 2.04-1.92 (1H, m), 1.79-1.64 (2H, m), 1.58-1.44 (2H, m), 1.26-0.98 (3H, m), 0.82-0.66 (2H, m)
218	Ex 3	NMR-D: 12.3-11.5 (1H, brs), 8.91-8.80 (1H, m), 8.45-8.34 (2H, m), 8.15 (1H, s), 7.92 (1H, d, J = 8.5 Hz), 7.81 (1H, d, J = 3.1 Hz), 7.58-7.48 (1H, m), 7.36 (1H, s), 7.30 (1H, d, J = 8.7 Hz), 7.24 (1H, s), 6.88 (1H, d, J = 3.1 Hz), 5.89 (2H, s), 2.95-2.81 (2H, m), 2.00-1.87 (1H, m), 1.72-1.60 (2H, m), 1.51-1.38 (2H, m), 1.16-0.92 (3H, m), 0.77-0.60 (2H, m)
219	Ex 3	NMR-D: 12.4-11.4 (1H, brs), 9.04-8.97 (1H, m), 8.46-8.31 (2H, m), 8.14 (1H, s), 7.83 (1H, d, J = 8.0 Hz), 7.70 (1H, d, J = 3.1 Hz), 7.60 (1H, dd, J = 4.2, 8.3 Hz), 7.42-7.28 (2H, m), 6.85 (1H, d, J = 3.1 Hz), 6.36 (1H, d, J = 7.0 Hz), 6.27 (2H, s), 2.70-2.59 (2H, m), 1.88-1.76 (1H, m), 1.63-1.47 (2H, m), 1.33-1.21 (2H, m), 0.98-0.76 (3H, m), 0.58-0.42 (2H, m)
220	Ex 3	NMR-D: 9.64 (1H, s), 8.72 (1H, d, J = 6.4 Hz), 8.39-8.27 (2H, m), 8.25-8.14 (2H, m), 7.70 (1H, d, J = 3.2 Hz), 7.65-7.57 (1H, m), 7.39-7.35 (1H, m), 6.90 (1H, d, J = 3.2 Hz), 6.60 (1H, d, J = 7.1 Hz), 6.21 (2H, s), 2.57-2.50 (2H, m), 1.90-1.79 (1H, m), 1.65-1.54 (2H, m), 1.31-1.18 (2H, m), 0.96-0.78 (3H, m), 0.56-0.40 (2H, m)
221	Ex 3	NMR-D: 9.07 (1H, d, J = 3.5 Hz), 8.82 (1H, d, J = 8.8 Hz), 8.37-8.29 (1H, m), 8.18 (1H, s), 7.98 (1H, d, J = 8.5 Hz), 7.85-7.78 (1H, m), 7.69 (1H, d, J = 3.1 Hz), 7.65-7.58 (1H, m), 7.39-7.36 (1H, m), 6.89 (1H, d, J = 3.1 Hz), 6.32 (1H, d, J = 7.1 Hz), 6.23 (2H, s), 2.55-2.50 (2H, m), 1.92-1.74 (1H, m), 1.65-1.51 (2H, m), 1.27-1.15 (2H, m), 0.95-0.75 (3H, m), 0.56-0.36 (2H, m)

[0414]

[Table 221]

Ex	Syn	Data
222	Ex 3	NMR-D: 12.6-11.2 (1H, brs), 8.93-8.85 (1H, m), 8.42-8.35 (1H, m), 8.32 (1H, d, J = 9.5 Hz), 8.14 (1H, s), 7.93 (1H, d, J = 8.7 Hz), 7.80 (1H, d, J = 3.2 Hz), 7.55 (1H, dd, J = 4.3, 8.3 Hz), 7.43 (1H, s), 7.39-7.30 (2H, m), 6.86 (1H, d, J = 3.2 Hz), 5.85 (2H, s), 2.95-2.81 (2H, m), 2.01-1.91 (1H, m), 1.76-1.64 (2H, m), 1.56-1.42 (2H, m), 1.21-1.09 (1H, m), 1.09-0.95 (2H, m), 0.81-0.66 (2H, m)
223	Ex 3	NMR-D: 12.0-11.7 (1H, brs), 9.13 (1H, s), 8.44 (1H, d, J = 5.7 Hz), 8.41-8.34 (1H, m), 8.16-8.11 (1H, m), 7.86 (1H, d, J = 8.6 Hz), 7.81 (1H, d, J = 3.2 Hz), 7.75 (1H, d, J = 5.7 Hz), 7.49 (1H, s), 7.39-7.31 (2H, m), 6.86 (1H, d, J = 3.2 Hz), 5.84 (2H, s), 2.94-2.84 (2H, m), 2.02-1.90 (1H, m), 1.75-1.63 (2H, m), 1.55-1.44 (2H, m), 1.21-0.95 (3H, m), 0.80-0.65 (2H, m)
224	Ex 3	NMR-D: 12.0-11.8 (1H, brs), 9.20 (1H, s), 8.20-8.11 (1H, m), 8.04 (1H, d, J = 8.1 Hz), 7.69-7.65 (2H, m), 7.61-7.56 (1H, m), 7.51-7.45 (2H, m), 6.96-6.93 (1H, m), 6.88 (1H, s), 6.54 (1H, d, J = 3.1 Hz), 5.78 (2H, s), 2.92-2.82 (2H, m), 2.38 (3H, s), 1.98-1.88 (1H, m), 1.73-1.60 (2H, m), 1.53-1.40 (2H, m), 1.20-1.08 (1H, m), 1.08-0.93 (2H, m), 0.80-0.60 (2H, m) mp: 251-252 (dec)
225	Ex 3	NMR-D: 12.2-11.5 (1H, brs), 9.22 (1H, s), 8.30-8.21 (1H, m), 8.06 (1H, d, J = 8.1 Hz), 7.76-7.56 (4H, m), 7.50 (1H, dd, J = 2.6, 9.3 Hz), 6.97 (1H, s), 6.94 (1H, dd, J = 2.6, 9.3 Hz), 6.64 (1H, d, J = 3.1 Hz), 5.80 (2H, s), 2.91-2.81 (2H, m), 2.02-1.89 (1H, m), 1.74-1.60 (2H, m), 1.55-1.40 (2H, m), 1.20-0.94 (3H, m), 0.79-0.61 (2H, m) mp: 233
226	Ex 3	NMR-D: 12.1-11.7 (1H, brs), 9.25 (1H, s), 8.45-8.37 (1H, m), 8.08 (1H, d, J = 8.1 Hz), 7.77-7.58 (4H, m), 7.51 (1H, d, J = 3.2 Hz), 7.03 (1H, s), 6.95 (1H, dd, J = 8.7, 10 Hz), 6.64 (1H, d, J = 3.2 Hz), 5.66 (2H, s), 2.86-2.77 (2H, m), 2.02-1.90 (1H, m), 1.74-1.63 (2H, m), 1.57-1.46 (2H, m), 1.19-0.95 (3H, m), 0.80-0.64 (2H, m) mp: 197
227	Ex 3	NMR-D: 8.59 (1H, t, J = 5.6 Hz), 7.75 (1H, d, J = 2.1 Hz), 7.64 (1H, d, J = 3.2 Hz), 7.52-7.46 (1H, m), 7.45-7.39 (1H, m), 7.25-7.12 (3H, m), 6.61 (1H, d, J = 3.2 Hz), 6.39-6.34 (1H, m), 5.77 (2H, s), 3.13-3.03 (2H, m), 2.08-1.96 (1H, m), 1.84-1.65 (4H, m), 1.48-1.33 (1H, m), 1.22-1.11 (2H, m), 0.96-0.81 (2H, m) mp: 228-230

[0415]

[Table 222]

Ex	Syn	Data
228	Ex 3	NMR-D: 12.1-11.8 (1H, brs), 8.70 (1H, t, J = 5.5 Hz), 8.14-8.09 (1H, m), 7.76 (1H, d, J = 3.3 Hz), 7.53-7.47 (1H, m), 7.46-7.39 (2H, m), 7.26-7.13 (2H, m), 6.81 (1H, d, J = 3.2 Hz), 6.42-6.37 (1H, m), 5.84 (2H, s), 3.16-3.06 (2H, m), 2.10-1.99 (1H, m), 1.83-1.64 (4H, m), 1.48-1.33 (1H, m), 1.22-1.07 (2H, m), 0.98-0.83 (2H, m) mp: 209
229	Ex 3	NMR-D: 12.2-11.7 (1H, brs), 8.49-8.36 (2H, m), 8.14-8.07 (1H, m), 7.79 (1H, dd, J = 2.5, 8.4 Hz), 7.69 (1H, d, J = 3.2 Hz), 7.37-7.33 (1H, m), 6.81 (1H, d, J = 3.2 Hz), 6.65 (1H, d, J = 8.5 Hz), 5.73 (2H, s), 2.97-2.83 (2H, m), 2.13-2.00 (1H, m), 1.89-1.78 (2H, m), 1.64-1.51 (2H, m), 1.34-1.10 (3H, m), 0.91-0.73 (2H, m) mp: 224-226 (dec)
230	Ex 3	NMR-D: 12.3-11.4 (1H, brs), 8.32-8.28 (1H, m), 8.27-8.22 (1H, m), 8.13-8.06 (2H, m), 8.00-7.93 (1H, m), 7.84-7.72 (2H, m), 7.66 (1H, d, J = 5.6 Hz), 7.62 (1H, d, J = 3.2 Hz), 7.34-7.29 (1H, m), 6.78 (1H, d, J = 3.2 Hz), 6.38 (2H, s), 2.49-2.41 (2H, m), 1.88-1.73 (1H, m), 1.60-1.48 (2H, m), 1.27-1.13 (2H, m), 0.92-0.71 (3H, m), 0.51-0.34 (2H, m)
231	Ex 3	NMR-D: 8.71-8.60 (1H, m), 8.14-8.10 (1H, m), 7.75 (1H, d, J = 3.3 Hz), 7.58 (1H, d, J = 2.1 Hz), 7.48 (1H, d, J = 8.8 Hz), 7.45-7.42 (1H, m), 7.24 (1H, dd, J = 2.2, 8.8 Hz), 6.82 (1H, d, J = 3.3 Hz), 6.35-6.32 (1H, m), 5.85 (2H, s), 3.11-3.00 (2H, m), 2.06-1.94 (1H, m), 1.84-1.59 (4H, m), 1.44-1.29 (1H, m), 1.19-1.03 (2H, m), 0.95-0.77 (2H, m) mp: 211-213
232	Ex 3	NMR-D: 12.0-11.8 (1H, brs), 9.26 (1H, s), 8.51-8.40 (1H, m), 8.13-8.05 (2H, m), 7.79-7.55 (4H, m), 6.97 (1H, s), 6.67 (1H, d, J = 3.2 Hz), 5.71-5.51 (2H, m), 3.13-2.95 (1H, m), 2.47-2.35 (1H, m), 2.03-1.80 (1H, m), 1.75-1.36 (4H, m), 1.13-0.90 (3H, m), 0.82-0.58 (2H, m)
233	Ex 3	NMR-D: 12.2-11.7 (1H, brs), 9.31 (1H, s), 8.53-8.41 (1H, m), 8.14 (1H, d, J = 8.0 Hz), 7.83-7.52 (5H, m), 7.17 (1H, d, J = 8.5 Hz), 7.05 (1H, s), 6.72 (1H, d, J = 3.2 Hz), 5.78-5.56 (2H, brs), 3.21-2.76 (2H, brs), 2.08-1.95 (1H, m), 1.87-1.47 (4H, m), 1.21-1.00 (3H, m), 0.89-0.68 (2H, m)

[0416]

[Table 223]

Ex	Syn	Data
234	Ex 3	NMR-D: 12.0-11.8 (1H, brs), 8.48-8.40 (1H, m), 8.23 (1H, d, J = 8.6 Hz), 8.09 (1H, s), 7.97-7.90 (2H, m), 7.78-7.70 (1H, m),7.62 (1H, d, J = 3.2 Hz), 7.59-7.52 (1H, m), 6.71 (1H, d, J = 8.6 Hz), 6.68 (1H, d, J = 3.2 Hz), 5.66 (2H, s), 3.08-2.89 (1H, brs), 2.48-2.34 (1H, brs), 2.01-1.88 (1H, m), 1.79-1.30 (4H, m), 1.13-0.91 (3H, m), 0.84-0.56 (2H, brs)
235	Ex 3	NMR-D: 12.1-11.7 (1H, brs), 8.43-8.35 (1H, m), 8.23 (1H, d, J = 8.6 Hz), 8.00-7.88 (2H, m), 7.79-7.49 (4H, m),7.14 (1H, d, J = 8.5 Hz), 6.73 (1H, d, J = 8.6 Hz), 6.69 (1H, d, J = 3.2 Hz), 5.67 (2H, s), 3.14-2.34 (2H, brs), 2.04-1.88 (1H, m), 1.80-1.40 (4H, m), 1.18-0.95 (3H, m), 0.83-0.60 (2H, m)
236	Ex 3	NMR-D: 12.5-11.8 (1H, brs), 9.18 (1H, s), 8.38-8.32 (1H, m), 8.25 (1H, d, J = 1.6 Hz), 8.05 (1H, d, J = 7.5 Hz), 7.77 (1H, d, J = 3.2 Hz), 7.75 (1H, s), 7.73-7.67 (1H, m), 7.64-7.58 (1H, m), 7.43 (1H, d, J = 1.6 Hz), 7.08 (1H, s), 6.81 (1H, d, J = 3.2 Hz), 5.86 (2H, s), 2.94-2.82 (2H, m), 2.01-1.90 (1H, m), 1.74-1.61 (2H, m), 1.55-1.43 (2H, m), 1.21-0.94 (3H, m), 0.80-0.62 (2H, m)
237	Ex 3	NMR-D: 11.95-11.84 (1H, brs), 9.22 (1H, s), 8.42 (1H, d, J = 5.7 Hz), 8.40-8.34 (1H, m), 8.16-8.12 (1H, m), 8.00 (1H, d, J = 8.5 Hz), 7.80 (1H, d, J = 3.2 Hz), 7.64 (1H, d, J = 5.8 Hz), 7.37-7.33 (1H, m), 7.29 (1H, s), 7.26-7.23 (1H, m), 6.88 (1H, d, J = 3.2 Hz), 5.86 (2H, s), 2.95-2.82 (2H, m), 2.01-1.88 (1H, m), 1.72-1.61 (2H, m), 1.52-1.41 (2H, m), 1.21-0.94 (3H, m), 0.78-0.63 (2H, m)

[0417]

[Table 224]

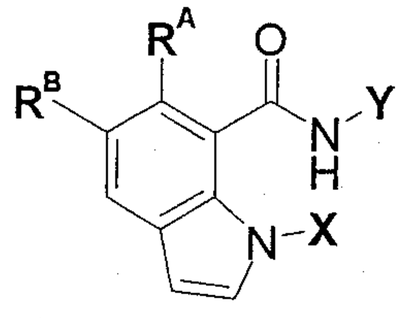

No	R^A	R^B	X	Y
1	H	CH_3	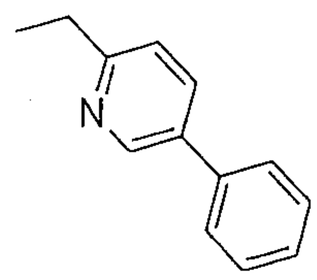	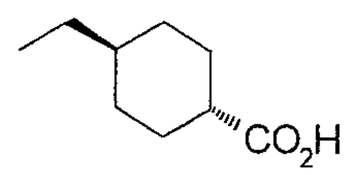
2	H	CH_3	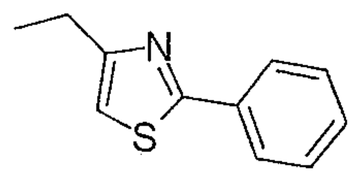	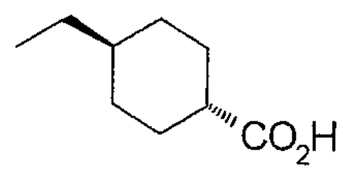
3	H	CH_3	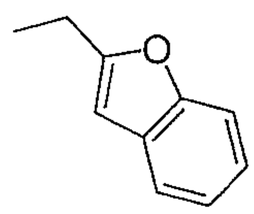	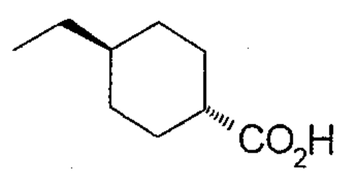
4	H	CH_3	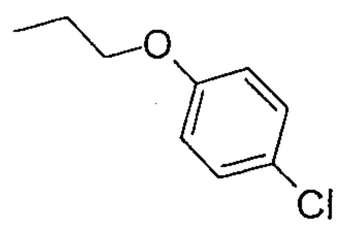	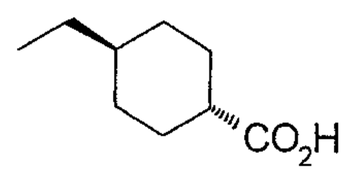
5	H	CH_3	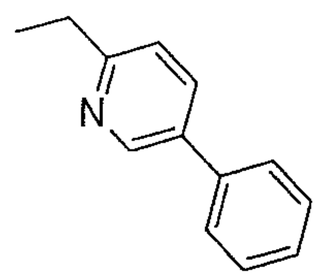	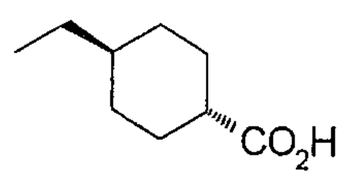
6	H	CH_3	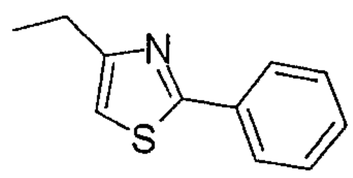	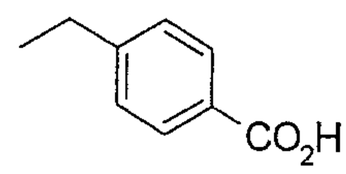
7	H	CH_3	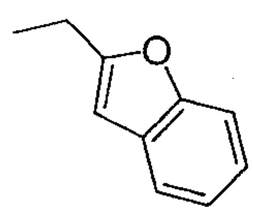	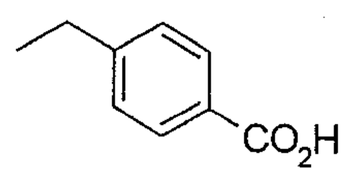
8	H	CH_3	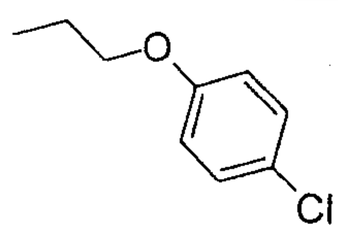	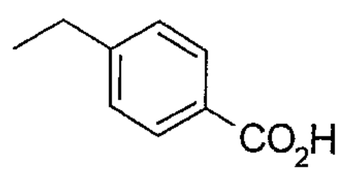

[0418]

[Table 225]

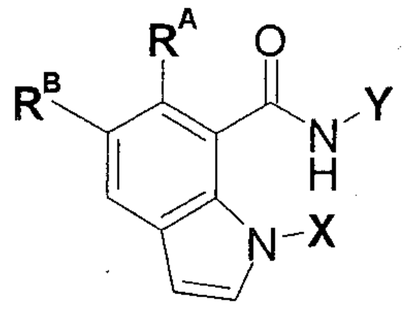

No	R^A	R^B	X	Y
9	H	F	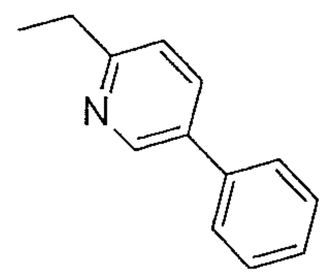	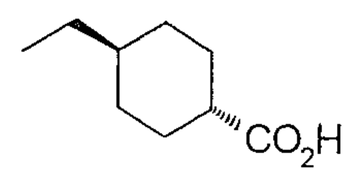
10	H	F	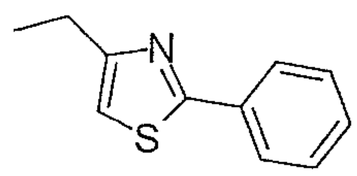	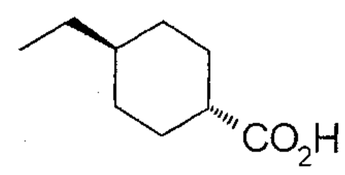
11	H	F	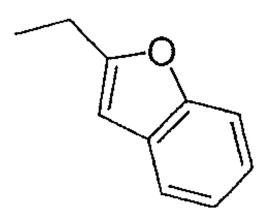	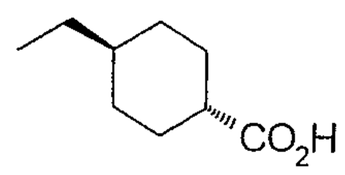
12	H	F	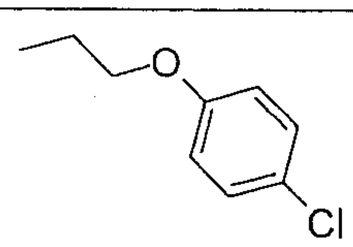	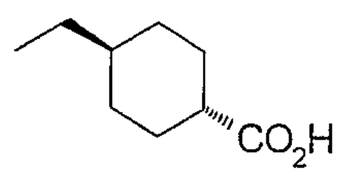
13	H	F	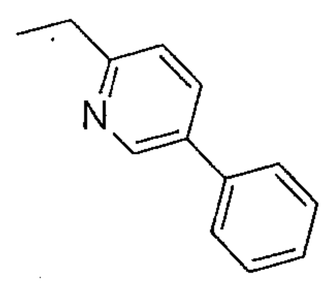	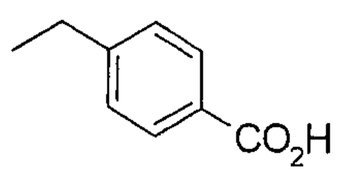
14	H	F	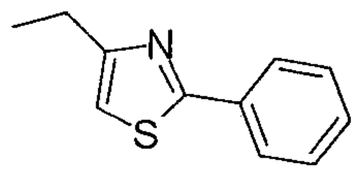	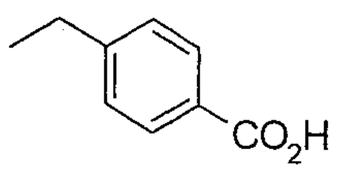
15	H	F	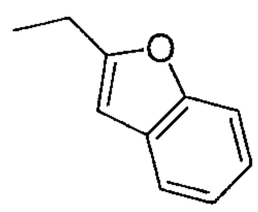	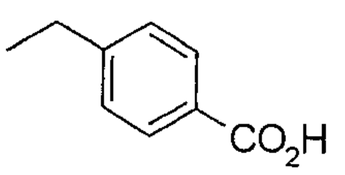
16	H	F	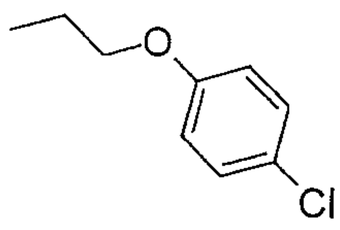	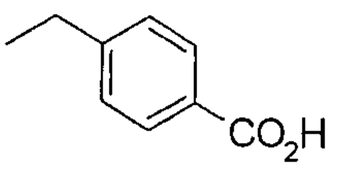

[0419]

[Table 226]

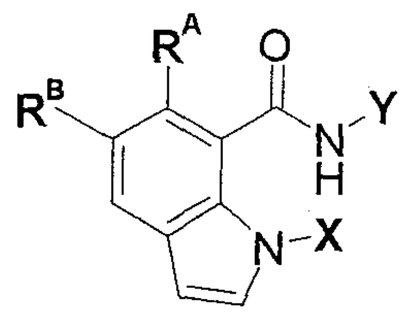

No	R^A	R^B	X	Y
17	H	CN	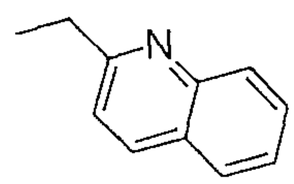	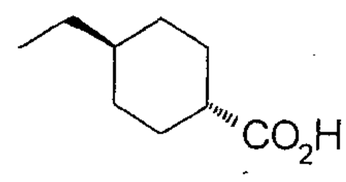
18	H	CN	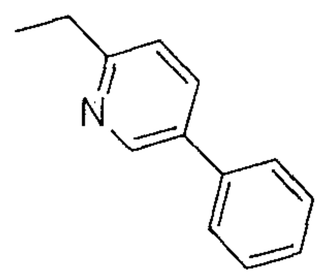	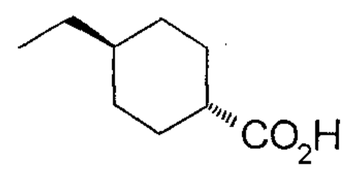
19	H	CN	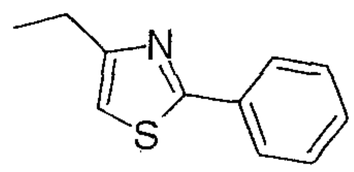	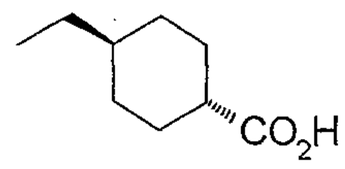
20	H	CN	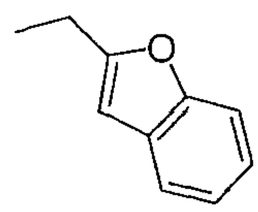	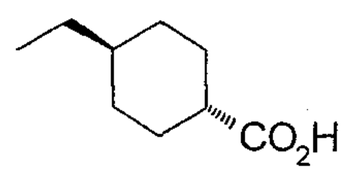
21	H	CN	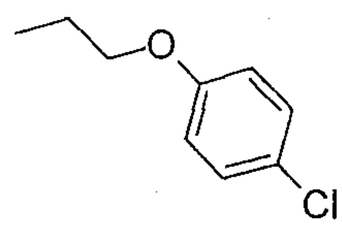	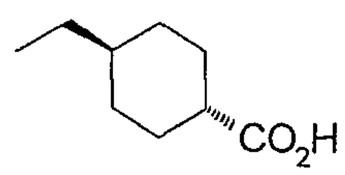
22	H	CN	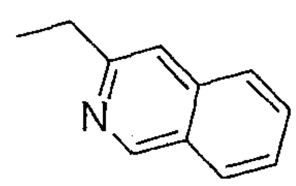	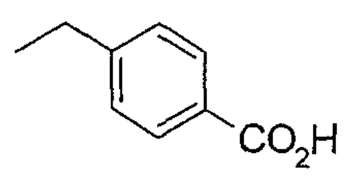
23	H	CN	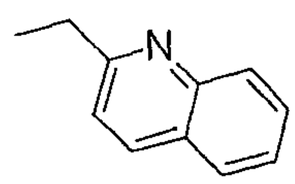	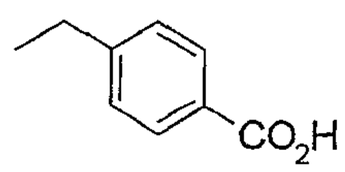
24	H	CN	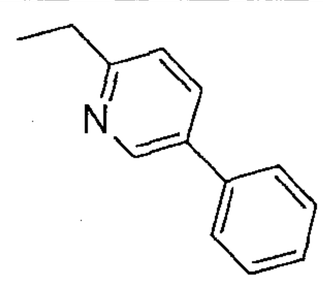	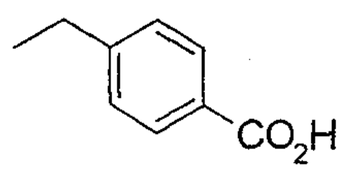

[0420]

[Table 227]

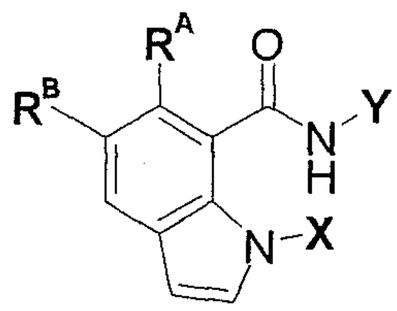

No	R^A	R^B	X	Y
25	H	CN	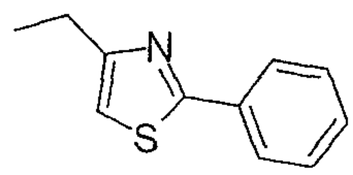	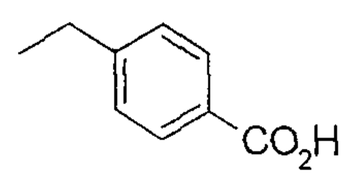
26	H	CN	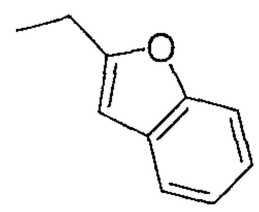	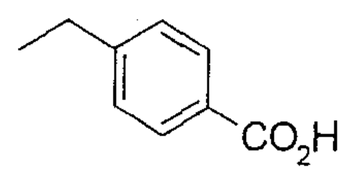
27	H	CN	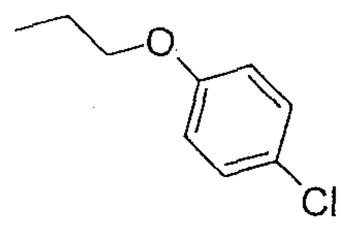	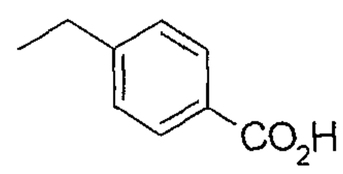
28	F	H	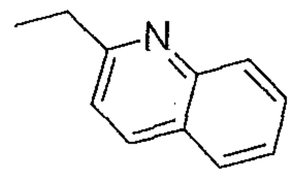	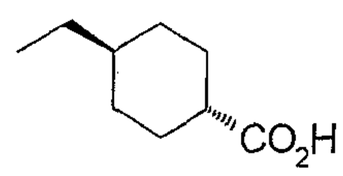
29	F	H	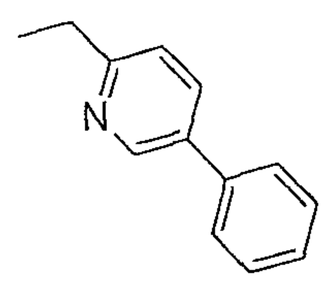	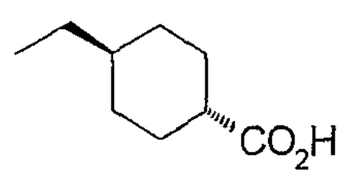
30	F	H	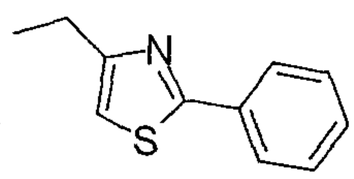	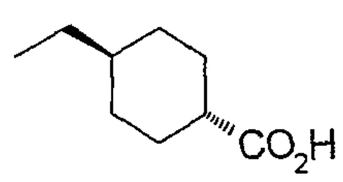
31	F	H	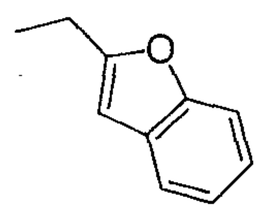	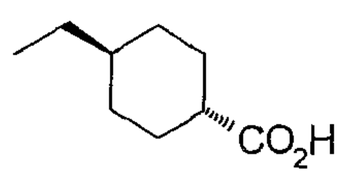
32	F	H	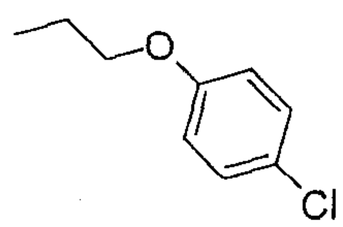	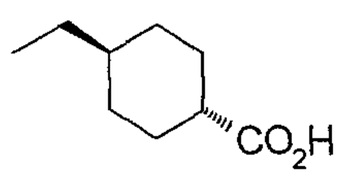

[0421]

[Table 228]

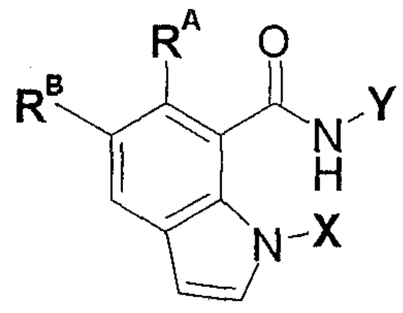

No	R^A	R^B	X	Y
33	F	H	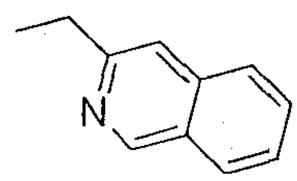	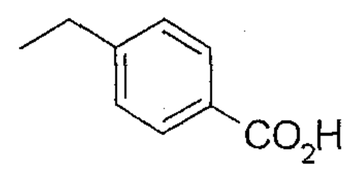
34	F	H	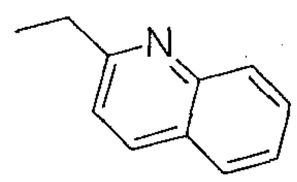	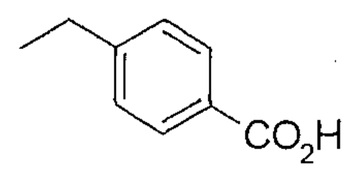
35	F	H	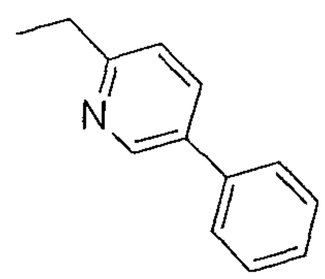	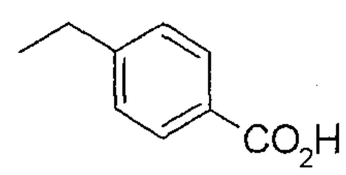
36	F	H	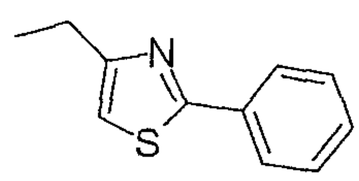	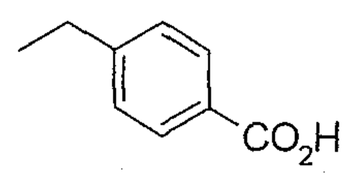
37	F	H	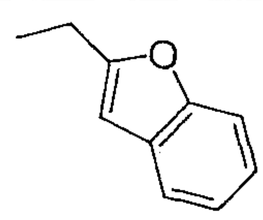	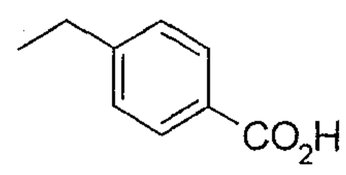
38	F	H	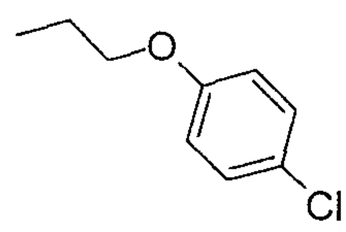	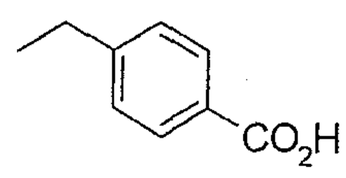
39	CF_3	Br	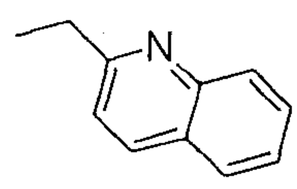	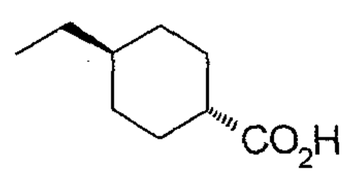

Industrial Applicability

[0422]

The compound of the formula (I) or a salt thereof has an EP4 receptor antagonistic activity, and can be used as an active ingredient of a pharmaceutical composition for preventing and/or treating chronic renal failure and/or diabetic nephropathy.

Sequence Listing Free Text

[0423]

The following sequence numeral list <400> has a description of nucleotide sequence of rat EP4 (Sequence Number 1).

CLAIMS

1. A compound of the formula (I) or a salt thereof:

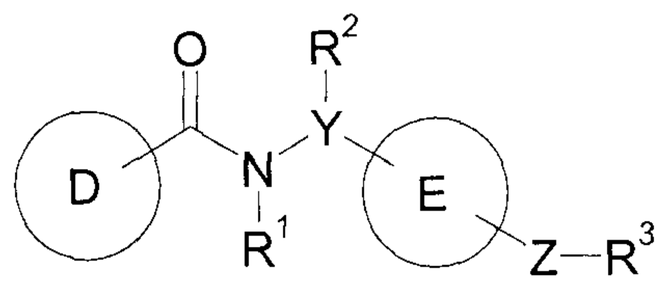

(I)

wherein

Ring D is a group of the formula (II)

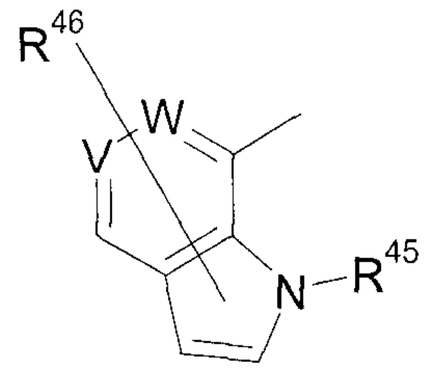

(II)

R^{45} is $-X^1-B^5$,

R^{46} is -H, halogen, C_{1-6} alkyl which is optionally substituted with one or more halogens, or $-O-C_{1-6}$ alkyl,

V and W are CH,

X^1 is methylene,

B^5 is quinolyl, isoquinolyl, benzofuryl, or benzothienyl, each of which is optionally substituted with one or more groups selected from the group consisting of fluoro, chloro, and methyl,

Ring E is cyclohexane-1,4-diyl,

R^1 and R^2 are H,

Y is CH,

Z is a bond, and

R^3 is $-CO_2H$.

2. The compound or a salt thereof as claimed in claim 1, wherein B^5 is quinolyl which is optionally substituted with fluoro(s).

3. The compound or a salt thereof as claimed in claim 1, wherein B^5 is isoquinolyl.

4. The compound of any one of claims 1-3, wherein said compound is selected from the group consisting of:

trans-4-[({[5-methyl-1-(quinolin-2-ylmethyl)-1H-indol-7-yl]carbonyl}amino) methyl]cyclohexane carboxylic acid,

trans-4-[({[5-fluoro-1-(quinolin-2-ylmethyl)-1H-indol-7-yl]carbonyl}amino) methyl]cyclohexane carboxylic acid,

trans-4-[({[1-(quinolin-2-ylmethyl)-5-(trifluoromethyl)-1H-indol-7-yl] carbonyl}amino)methyl]cyclohexane carboxylic acid,

trans-4-[({[5-chloro-1-(isoquinolin-3-ylmethyl)-1H-indol-7-yl]carbonyl} amino)methyl]cyclohexane carboxylic acid,

trans-4-[({[1-(isoquinolin-3-ylmethyl)-5-(trifluoromethyl)-1H-indol-7-yl] carbonyl}amino)methyl]cyclohexane carboxylic acid,

trans-4-[({[1-(isoquinolin-3-ylmethyl)-5-methyl-1H-indol-7-yl]carbonyl} amino)methyl]cyclohexane carboxylic acid,

trans-4-[({[5-fluoro-1-(isoquinolin-3-ylmethyl)-1H-indol-7-yl]carbonyl} amino)methyl]cyclohexane carboxylic acid,

trans-4-[({[6-fluoro-1-(isoquinolin-3-ylmethyl)-1H-indol-7-yl]carbonyl} amino)methyl]cyclohexane carboxylic acid,

trans-4-[({[1-(1-benzofuran-2-ylmethyl)-5-chloro-1H-indol-7-yl]carbonyl} amino)methyl]cyclohexane carboxylic acid,

trans-4-[({[1-(1-benzofuran-2-ylmethyl)-5-(trifluoromethyl)-1H-indol-7-yl] carbonyl}amino)methyl]cyclohexane carboxylic acid,

and

trans-4-{[({1-[(5-chloro-1-benzofuran-2-yl)methyl]-5-(trifluoromethyl)-1H-indol-7-yl]carbonyl}amino)methyl]cyclohexane carboxylic acid,

or a salt thereof.

5. The compound of claim 4, wherein said compound is trans-4-[({[1-(quinolin-2-ylmethyl)-5-(trifluoromethyl)-1H-indol-7-yl]carbonyl}amin o)methyl]cyclohexane carboxylic acid, or a salt thereof.

6. The compound of claim 4, wherein said compound is trans-4-[({[1-(isoquinolin-3-ylmethyl)-5-(trifluoromethyl)-1H-indol-7-yl]carbonyl} amino)methyl]cyclohexane carboxylic acid, or a salt thereof.

7. The compound of claim 4, wherein said compound is trans-4-[({[5-fluoro-1-(isoquinolin-3-ylmethyl)-1H-indol-7-yl]carbonyl}amino)methyl]cyclohexane carboxylic acid, or a salt thereof.

8. A pharmaceutical composition comprising the compound or a salt thereof as claimed in any one of claims 4-7 and a pharmaceutically acceptable excipient.

9. A pharmaceutical composition for use for treating chronic renal failure or diabetic nephropathy, the composition comprising the compound or a salt thereof as claimed in any one of claims 4-7 and a pharmaceutically acceptable excipient.

10. Use of the compound or a salt thereof as claimed in any one of claims 4-7 for the manufacture of a pharmaceutical composition for treating chronic renal failure or diabetic nephropathy.

11. Use of a pharmaceutical composition for treating chronic renal failure or diabetic nephropathy, the composition comprising the compound or a salt thereof as claimed in any one of claims 4-7 and a pharmaceutically acceptable excipient.

12. The compound or a salt thereof as claimed in any one of claims 4-7 for use in the treatment of chronic renal failure or diabetic nephropathy.

13. Use of the compound or a salt thereof as claimed in any one of claims 4-7 for treating chronic renal failure or diabetic nephropathy.

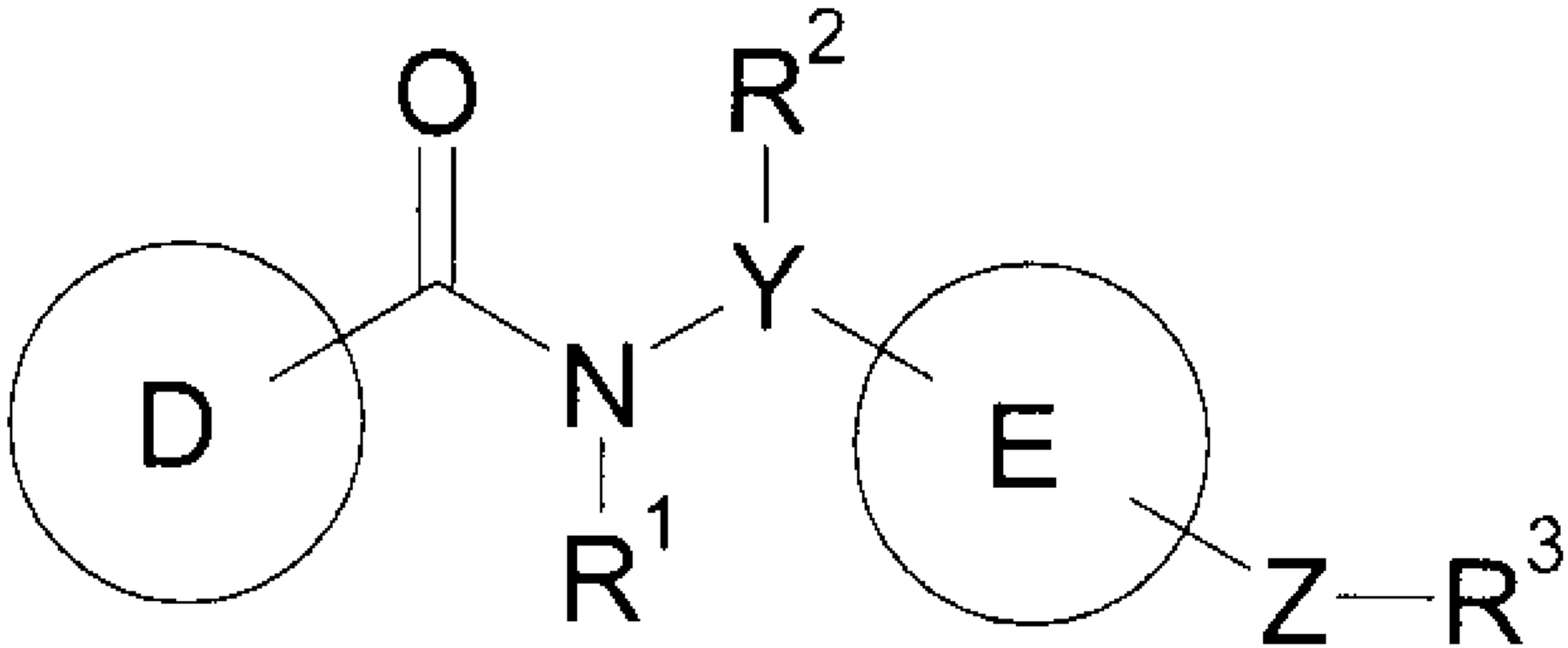

(I)