

H. GAYLORD.
BLIND-SLAT ADJUSTER.

No. 190,847.

Patented May 15, 1877.

Fig. 2.

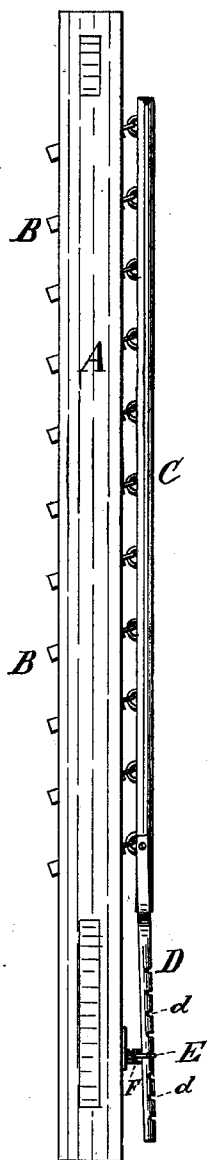


Fig. 1.

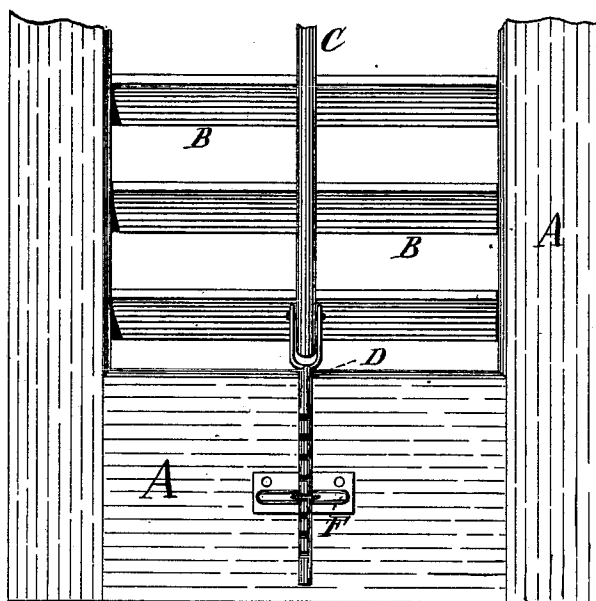



Fig. 3.



Attest:
Chas. Snow
Jno. P. Brooks

Inventor:
Homer Gaylord,
Louis Bagger Co.
Attys.

UNITED STATES PATENT OFFICE.

HOMER GAYLORD, OF OSKALOOSA, IOWA.

IMPROVEMENT IN BLIND-SLAT ADJUSTERS.

Specification forming part of Letters Patent No. **190,847**, dated May 15, 1877; application filed April 9, 1877.

To all whom it may concern :

Be it known that I, HOMER GAYLORD, of Oskaloosa, in the county of Mahaska and State of Iowa, have invented certain new and useful Improvements in Devices for the Adjustment of Blind-Slats; and I do hereby declare that the following is a full, clear, and exact description thereof, which will enable others skilled in the art to which it appertains to make and use the same, reference being had to the accompanying drawings, which form a part of this specification, and in which—

Figure 1 is a rear elevation of a section of a window-blind having my improvement. Fig. 2 is a side elevation, and Fig. 3 is a bottom view.

Similar letters of reference indicate corresponding parts in all the figures.

This invention relates to devices for adjusting the movable slats of window-blinds at any desired angle; and it consists in the combination of the operating-rod with a hinged notched arm, and the slotted wedge for retaining these in any suitable position, as hereinafter more fully described and definitely claimed.

In the drawing, A is the frame of the blind, B denotes the movable slats, and C is the blind-rod for adjusting the slats. To the lower end of this is hinged a forked arm, D, having a series of notches, *d*, in its front side. E is a loop secured in and projecting from the

blind-frame, through which the notched rod D passes. F is a slotted wedge, sliding upon the loop E back of rod D, against which its sloping side works.

From the foregoing description the operation of my improved blind-slat adjuster will be readily understood. By pushing the wedge F to one side its hold upon rod D is released, and this may be readily moved up or down through the loop, thereby adjusting the rod C and slats B in any desired position. This having been reached, the rod is fixed by pushing wedge F in the opposite direction.

My device is simple, and therefore cheap, in construction, may be readily applied to any kind and size of blind with movable slats, and is effective and certain in its operation.

Having thus described my invention, I claim and desire to secure by Letters Patent of the United States—

In a blind-slat adjuster, the combination of the movable slats B, operating-rod C, forked and notched arm D, loop E, and slotted wedge F, all arranged and operating substantially as and for the purpose herein shown and described.

In testimony that I claim the foregoing as my own I have hereto affixed my signature in presence of two witnesses.

HOMER GAYLORD.

Witnesses:

J. A. HINSON,
J. W. BOGARDUS.