



US00D710217S

(12) **United States Design Patent**
Galli

(10) **Patent No.:** **US D710,217 S**

(45) **Date of Patent:** **** Aug. 5, 2014**

(54) **WATCH**

(75) Inventor: **Giorgio Galli**, Milan (IT)

(73) Assignee: **Salvatore Ferragamo S.p.A.**, Florence (IT)

(**) Term: **14 Years**

(21) Appl. No.: **29/310,746**

(22) Filed: **Sep. 7, 2008**

(30) **Foreign Application Priority Data**

Mar. 7, 2008 (WO) DM/069966

(51) **LOC (10) Cl.** **10-02**

(52) **U.S. Cl.**
USPC **D10/39**

(58) **Field of Classification Search**
USPC D10/30-39, 123-126; 368/276, 281,
368/282, 285, 223, 228, 232, 28
See application file for complete search history.

(56) **References Cited**

U.S. PATENT DOCUMENTS

3,740,944	A *	6/1973	Chopard	368/281
3,901,023	A *	8/1975	Uebelhardt	368/281
D317,128	S *	5/1991	Benson	D10/32
D317,265	S *	6/1991	Giolla et al.	D10/39
D326,058	S *	5/1992	Schneider	D10/39
D327,654	S *	7/1992	Gueit	D10/32
D327,851	S *	7/1992	Besson	D10/39
5,220,541	A *	6/1993	Vuilleumier	368/88
D349,654	S *	8/1994	Giardiello	D10/39
D361,528	S *	8/1995	Hayashi et al.	D10/39
5,473,580	A *	12/1995	Gilomen et al.	368/28
5,724,317	A *	3/1998	Kubota et al.	368/11
D415,042	S *	10/1999	Fichter	D10/35

6,185,158	B1 *	2/2001	Ito et al.	368/37
D447,427	S *	9/2001	Finazzi	D10/39
6,570,823	B1 *	5/2003	Gilomen et al.	368/113
D511,108	S *	11/2005	Plange	D10/39
D517,432	S *	3/2006	Laucella	D10/39
D520,384	S *	5/2006	Scheufele	D10/39
D526,574	S *	8/2006	Plange	D10/32
D538,182	S *	3/2007	Lalo	D10/32
D538,184	S *	3/2007	Scheufele	D10/39
D559,124	S *	1/2008	Modolo	D10/32
D568,769	S *	5/2008	Emch Ducommun	D10/32
D569,276	S *	5/2008	Scheufele	D10/39
D569,742	S *	5/2008	Scheufele	D10/39
D574,733	S *	8/2008	Blair	D10/32
D579,350	S *	10/2008	Calvani	D10/39
D580,795	S *	11/2008	Lalo	D10/32
D590,727	S *	4/2009	Wei	D10/38
D592,975	S *	5/2009	Markl	D10/32

* cited by examiner

Primary Examiner — Lucy Lieberman

(74) *Attorney, Agent, or Firm* — Kelley Drye & Warren, LLP

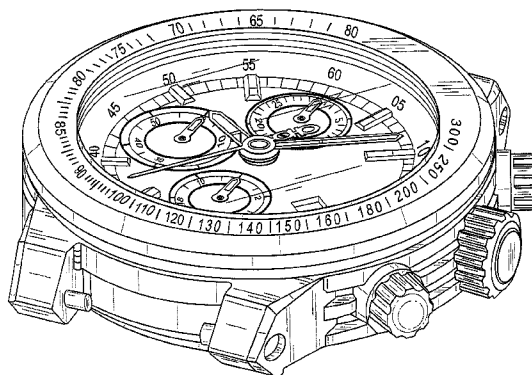
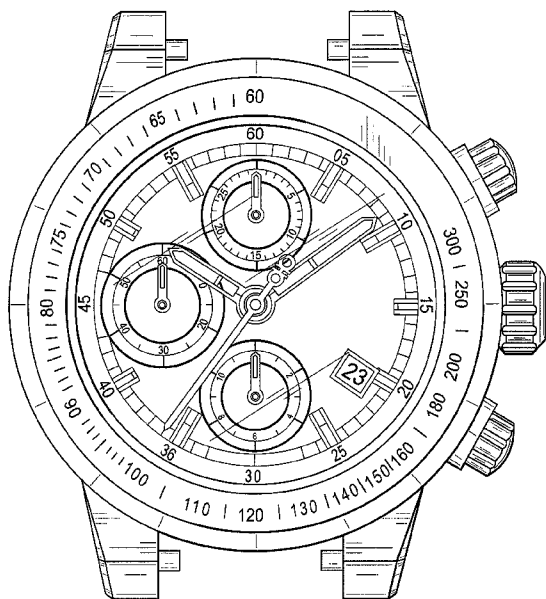
(57) **CLAIM**

The ornamental design for a watch, substantially as shown and described.

DESCRIPTION

FIG. 1 is a front elevation of a watch showing my new design; FIG. 2 is a rear elevation thereof; FIG. 3 is a perspective view of the watch shown in FIG. 1; FIG. 4 is a side view of the watch set forth in FIG. 1; FIG. 5 is an opposing side view of the watch shown in FIG. 4; and, FIG. 6 is an end view of the watch illustrated in FIG. 1, the opposing end view being a mirror image thereof. The broken lines in FIG. 2 are used to show portions of the watch that do not form part of the claimed design.

1 Claim, 6 Drawing Sheets



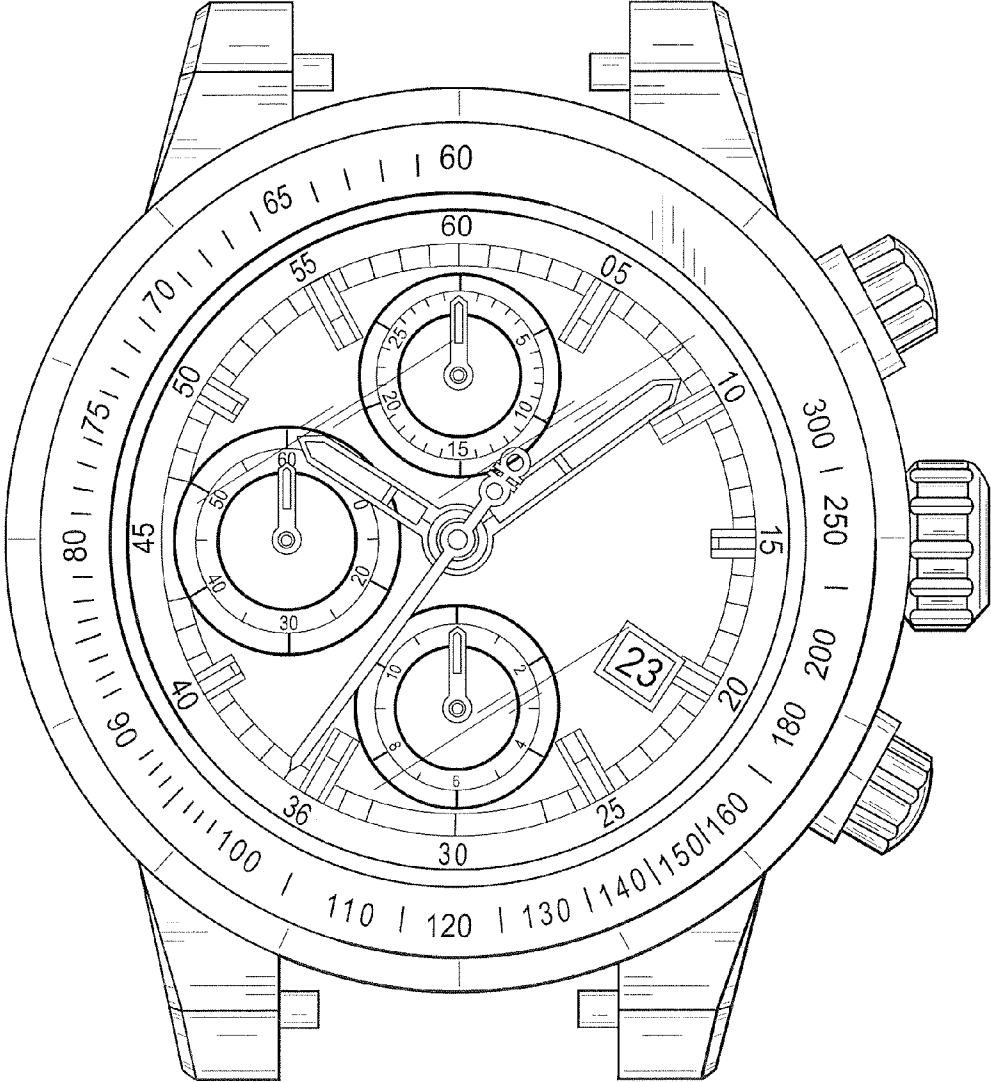


FIG. 1

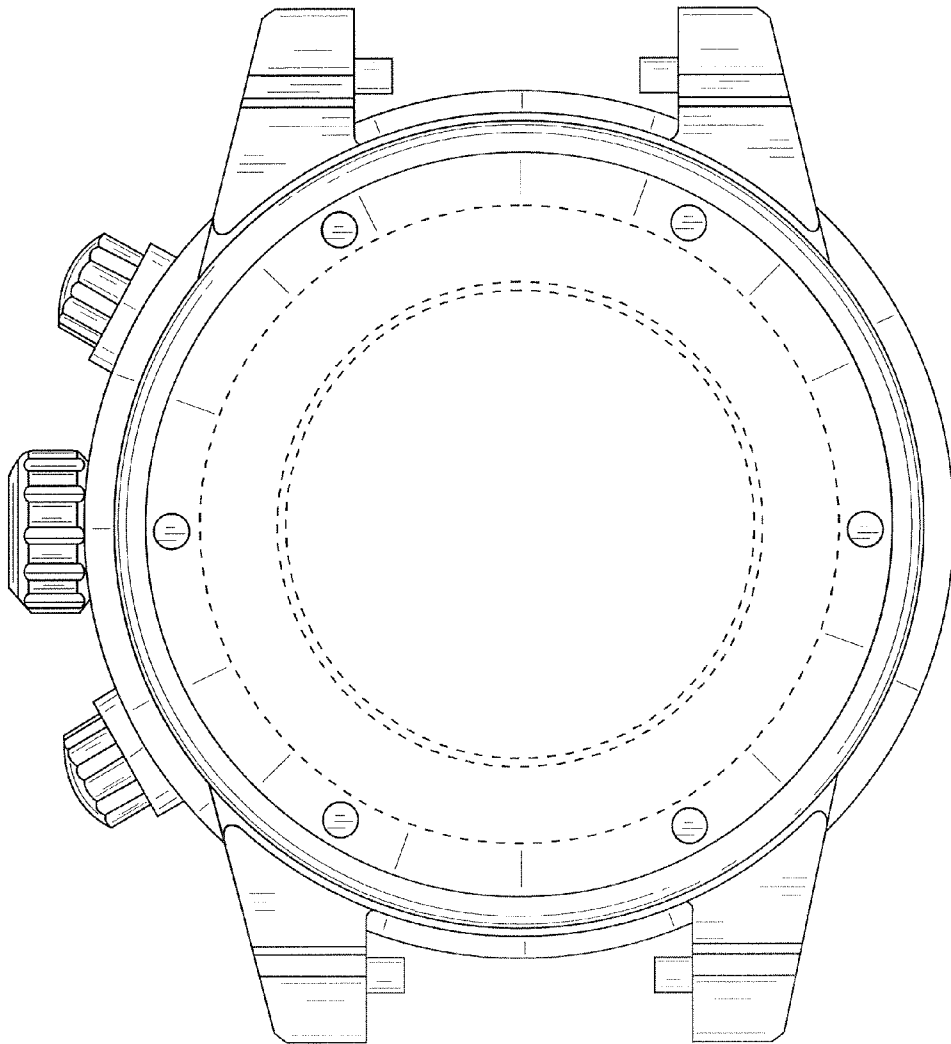


FIG. 2

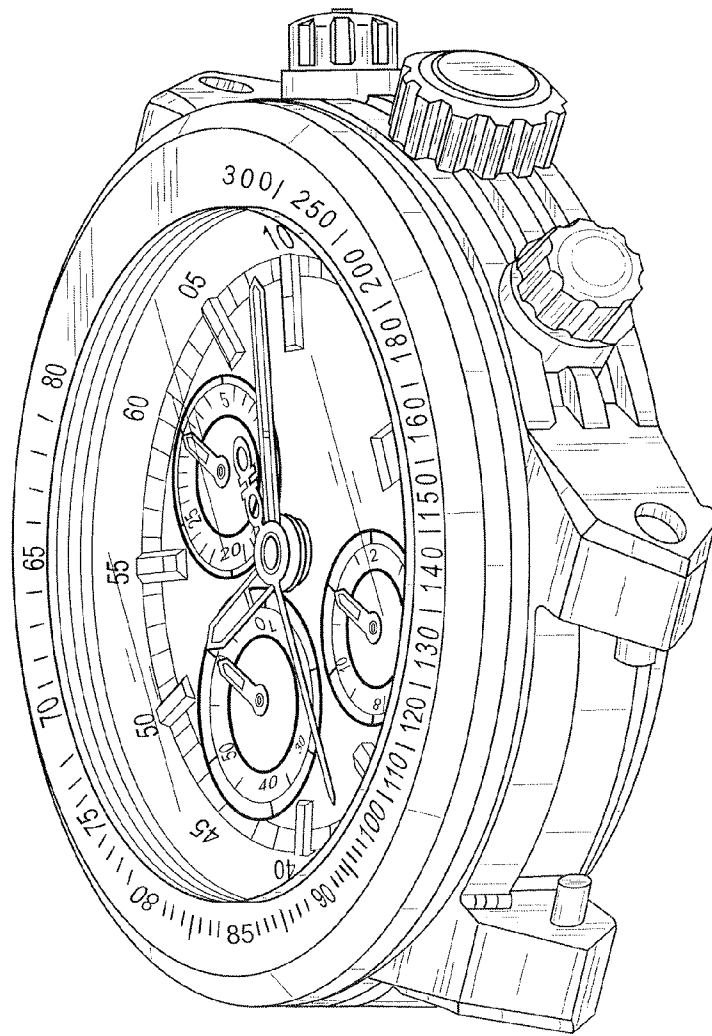


FIG. 3




FIG. 4

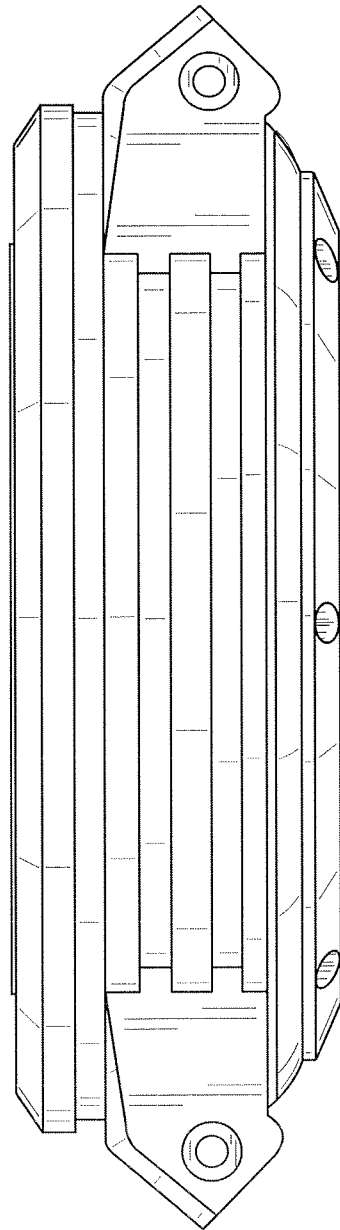


FIG. 5




FIG. 6