

United States Patent [19]

Bridges et al.

[11] Patent Number: Des. 316,331

[45] Date of Patent: ** Apr. 23, 1991

[54] CONTAINER

[75] Inventors: John A. Bridges, Nashville; Richard D. Booten, Brentwood, both of Tenn.

[73] Assignee: Aladdin Industries, Nashville, Tenn.

[*] Notice: The portion of the term of this patent subsequent to Apr. 23, 2005 has been disclaimed.

[**] Term: 14 Years

[21] Appl. No.: 260,664

[22] Filed: Oct. 21, 1988

[52] U.S. Cl. D3/74; D3/30.1; D9/424

[58] Field of Search D9/424, 425, 426, 420, D9/423, 443, 337; D3/30.1, 73, 74, 77, 76, 70; 220/4 B, 84, 72; 206/216, 223, 541, 545, 549, 223; D7/602

[56] **References Cited**

U.S. PATENT DOCUMENTS

D. 280,467 9/1985 Mihojevich D3/76

D. 293,854	1/1988	Gibbs	D3/76 X
D. 304,784	11/1989	Dewitt	D3/76
3,171,700	3/1965	Parsell et al.	206/541
3,339,781	9/1967	Schurman et al.	206/545 X
4,106,597	8/1978	Shook et al.	206/545 X
4,336,883	6/1982	Krug et al.	206/545
4,550,813	11/1985	Browning	220/72 X

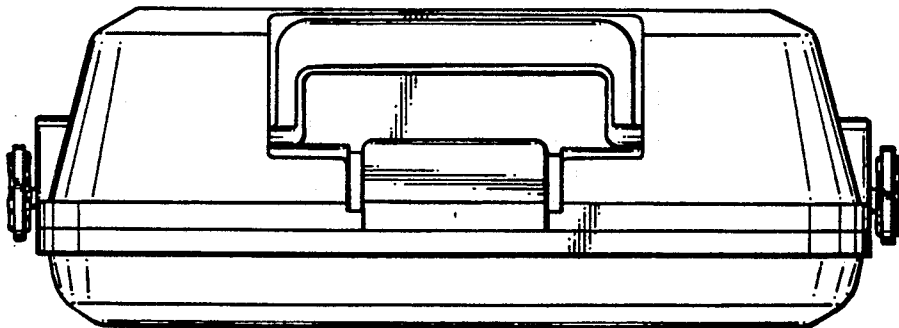
Primary Examiner—Bernard Ansher
Assistant Examiner—Prabhakar Deshmukh
Attorney, Agent, or Firm—Sandler, Greenblum & Bernstein

[57] **CLAIM**

The ornamental design for the container, as shown and described.

DESCRIPTION

FIG. 1 is a top plan view of the container showing our new design;
FIG. 2 is a bottom plan view thereof;
FIG. 3 is a left side elevation thereof;
FIG. 4 is a right side elevation thereof;
FIG. 5 is a front elevation thereof;
FIG. 6 is a rear elevation thereof; and
FIG. 7 is a top plan view thereof; in open position.



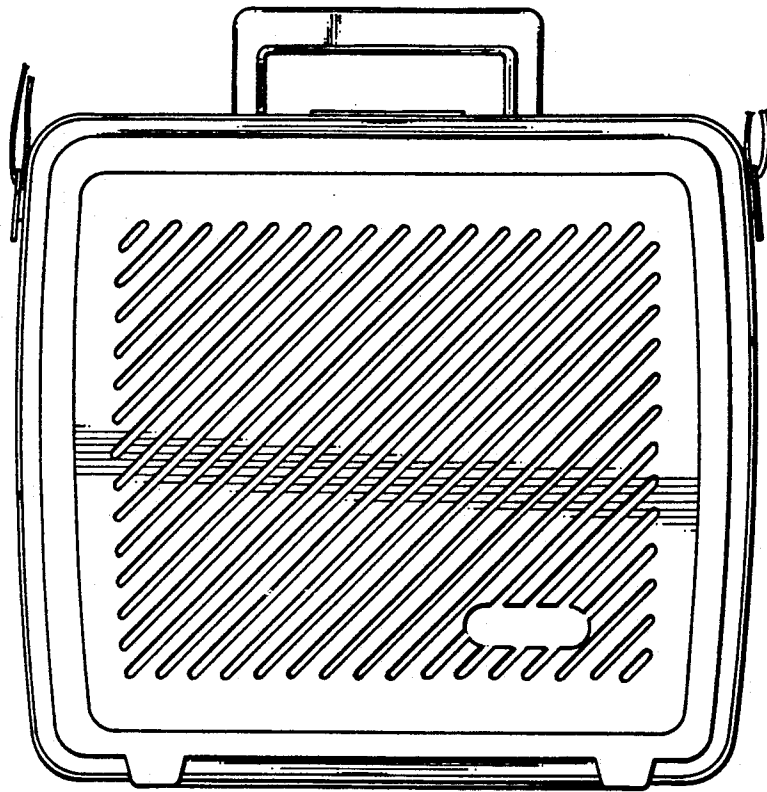


Fig. 1

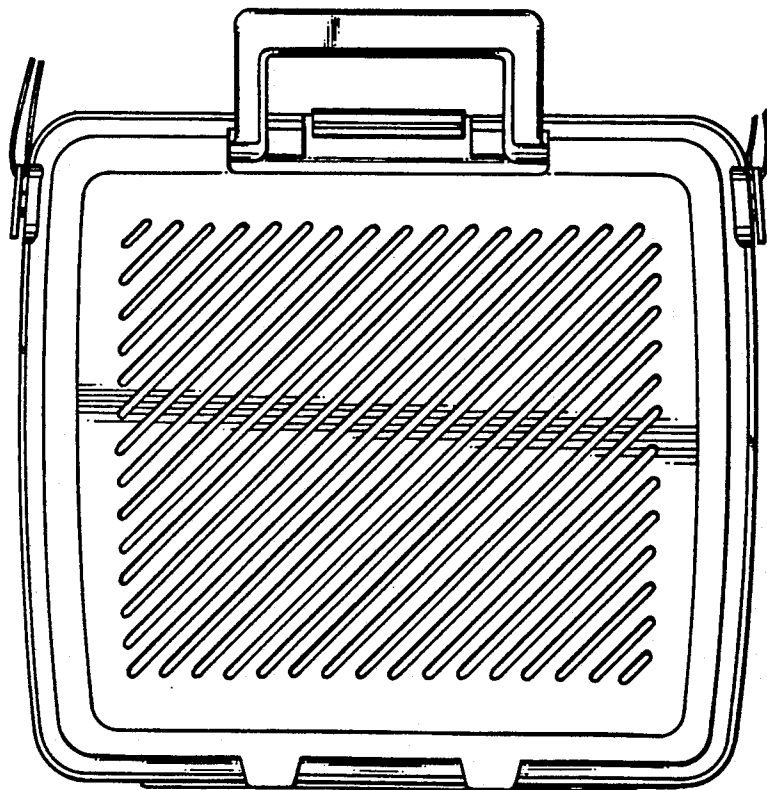


Fig. 2




Fig. 3

Fig. 4

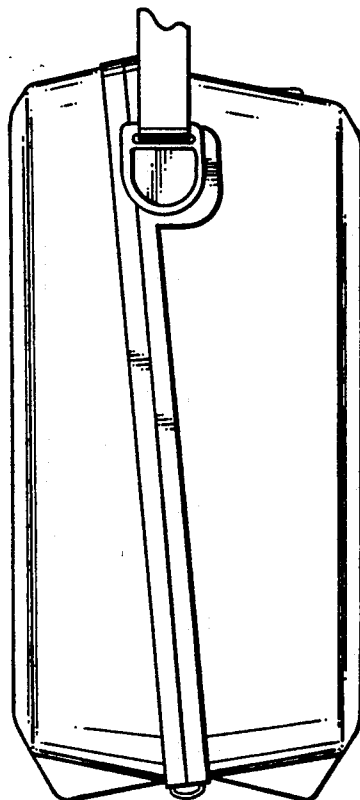


Fig. 5

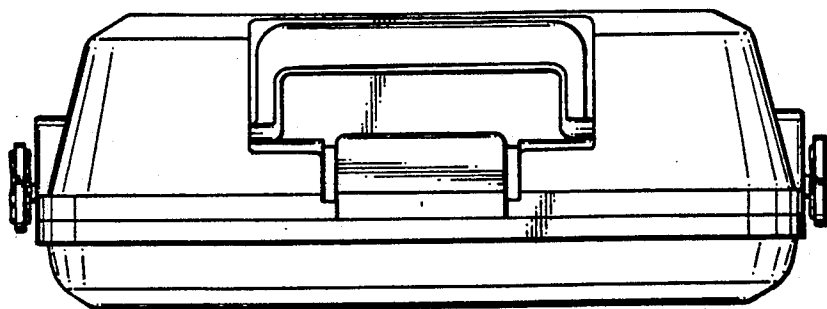


Fig. 6

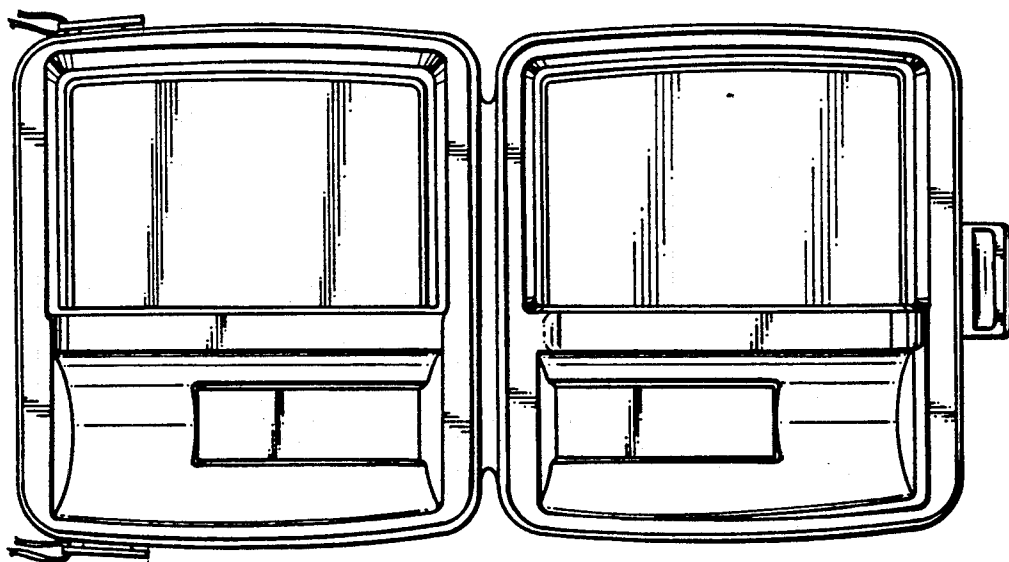



Fig. 7