

**United States Patent** [19]  
**Hatfield**

[11] **Patent Number: Des. 318,945**

[45] **Date of Patent: \*\* Aug. 13, 1991**

[54] **SHOE UPPER**

[75] **Inventor:** Tinker L. Hatfield, Portland, Oreg.

[73] **Assignees:** Nike, Inc.; Nike International Ltd.,  
both of Beaverton, Oreg.

[\*\*] **Term:** 14 Years

[21] **Appl. No.:** 624,672

[22] **Filed:** Dec. 7, 1990

**Related U.S. Application Data**

[63] Continuation-in-part of Ser. No. 558,415, Jul. 27, 1990.

[52] **U.S. Cl.** ..... D2/314; D2/275;  
D2/312

[58] **Field of Search** ..... D2/264, 265, 268, 269,  
D2/271-276, 308-314; 36/45, 82-93, 102-107,  
112-116, 132, 136

[56] **References Cited**

**U.S. PATENT DOCUMENTS**

D. 291,383 8/1987 Campbell et al. .... D2/309

*Primary Examiner*—Louis S. Zarfes

*Attorney, Agent, or Firm*—Banner, Birch, McKie &  
Beckett

[57] **CLAIM**

The ornamental design for a shoe upper, as shown and described.

**DESCRIPTION**

FIG. 1 is a side elevational view of one side of a shoe upper showing my new design;

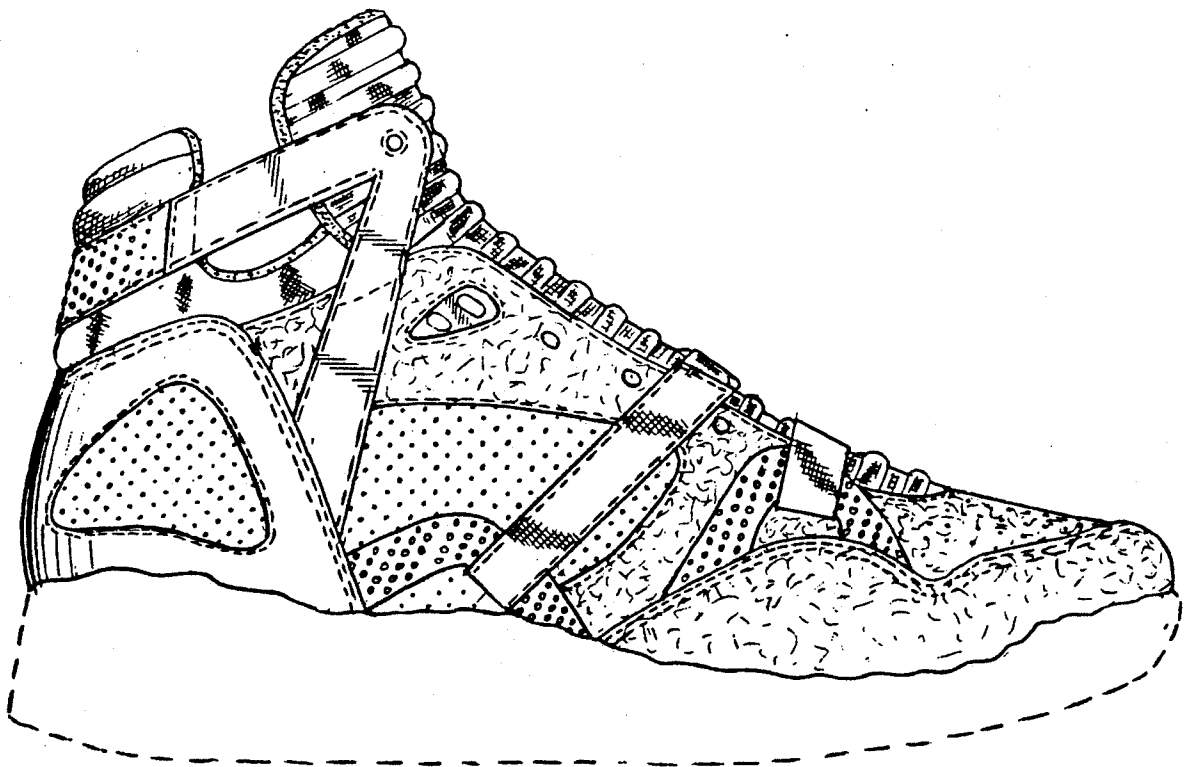
FIG. 2 is a side elevational view of the other side of the shoe upper shown in FIG. 1;

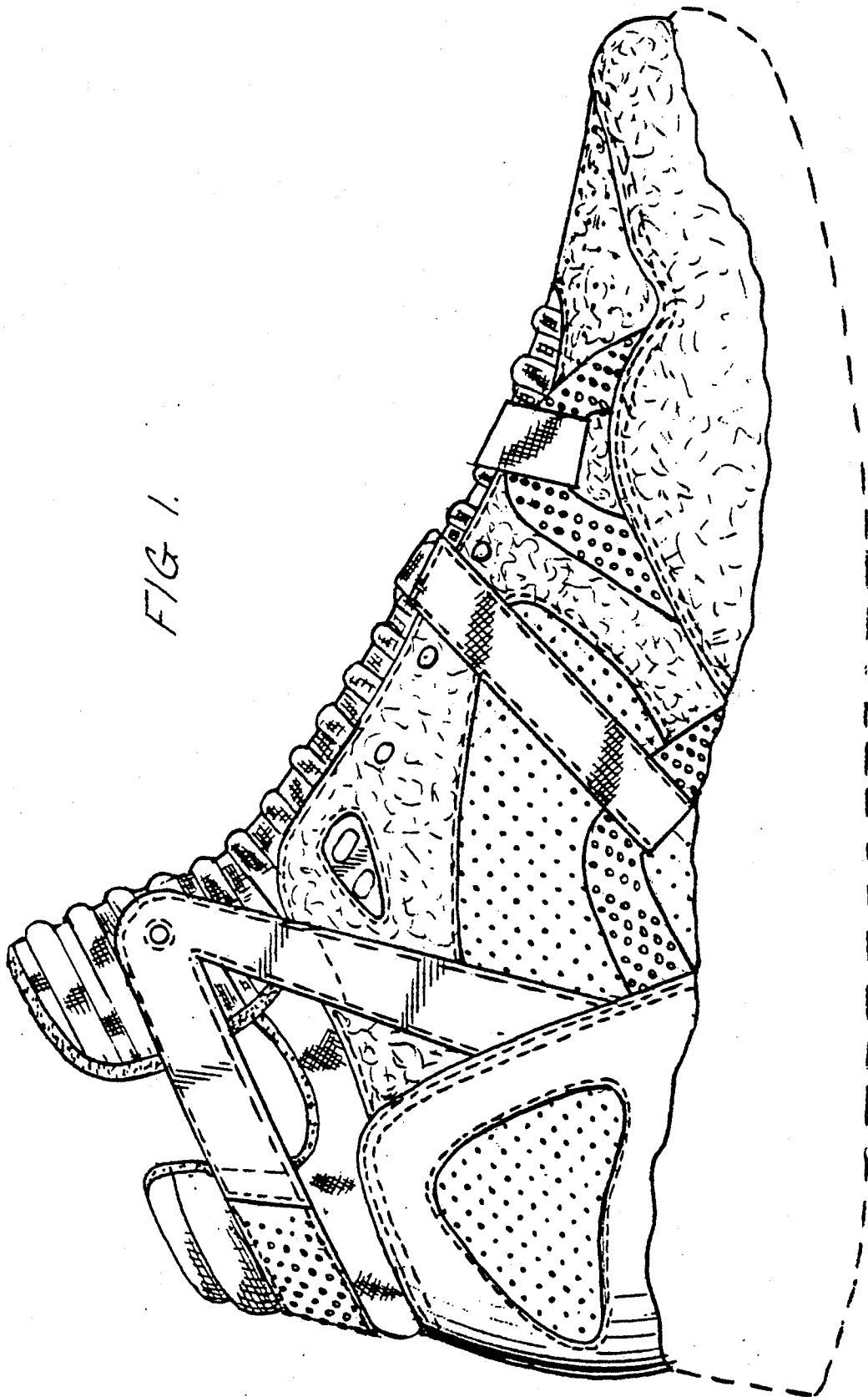
FIG. 3 is a front elevational view of the shoe upper shown in FIG. 1;

FIG. 4 is a rear elevational view of the shoe upper shown in FIG. 1; and

FIG. 5 is a top plan view of the shoe upper shown in FIG. 1.

The broken line showing of a shoe sole, including the cupped vertical sides of the sole, is for illustrative purposes and forms no part of the claimed design.





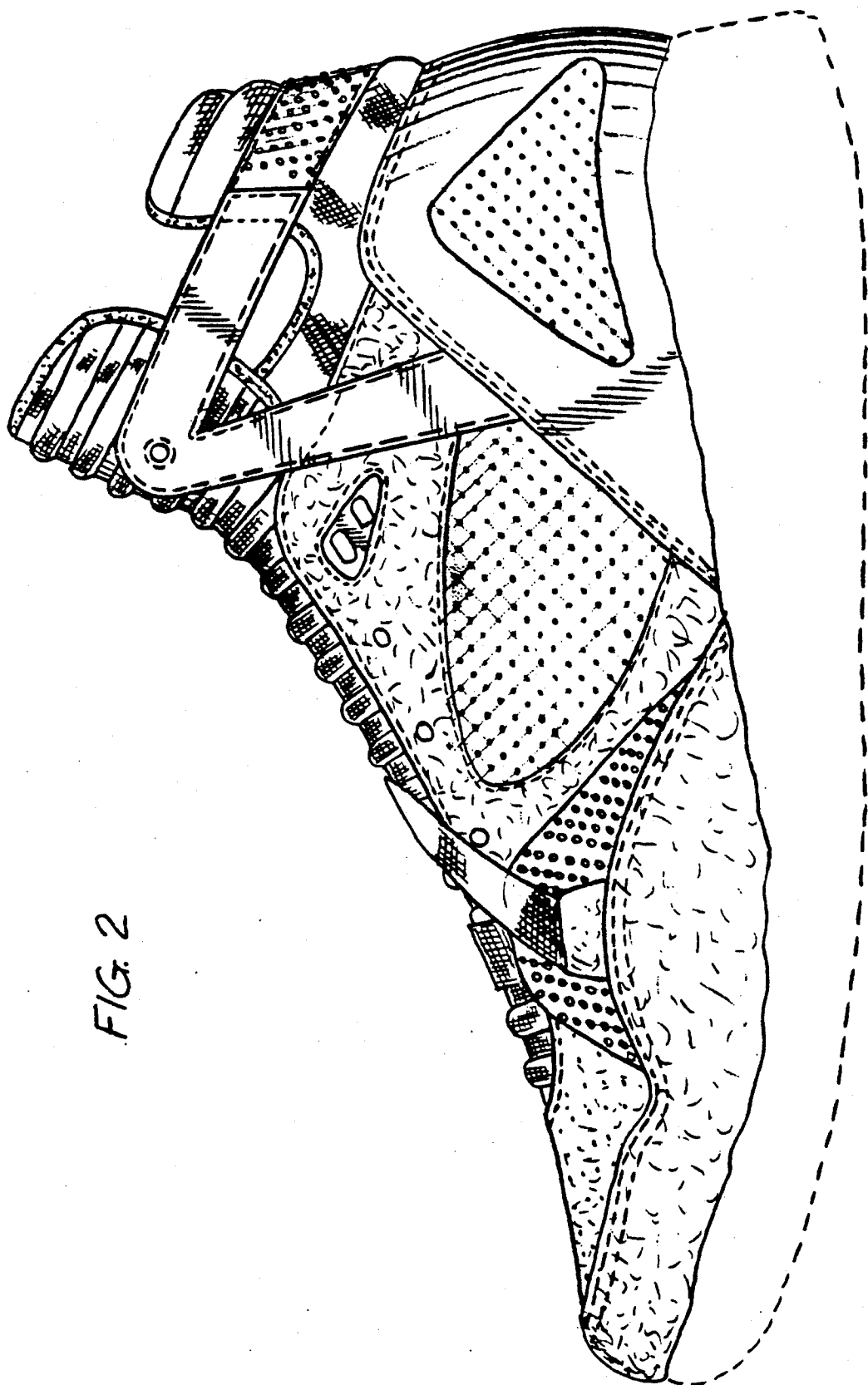


FIG. 2

FIG. 4

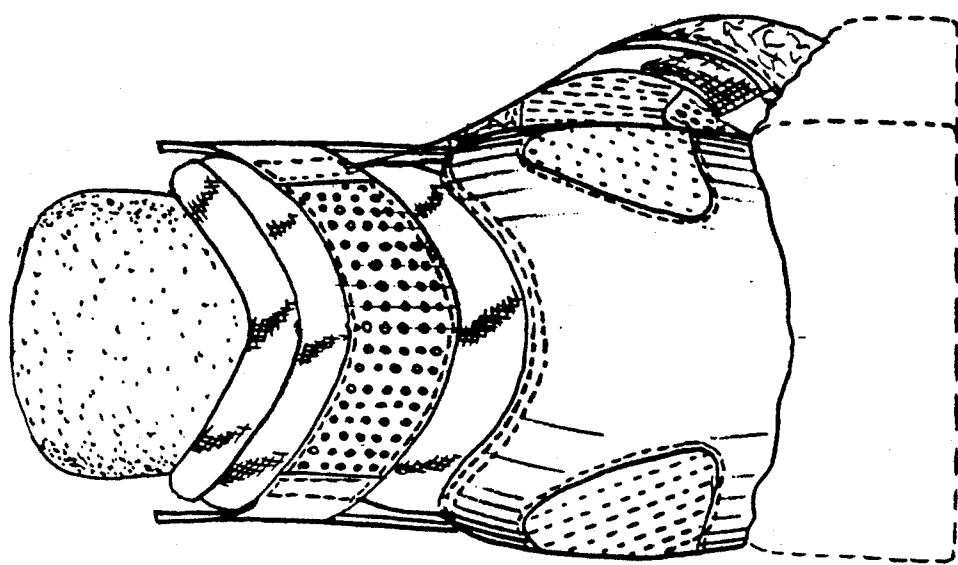


FIG. 3

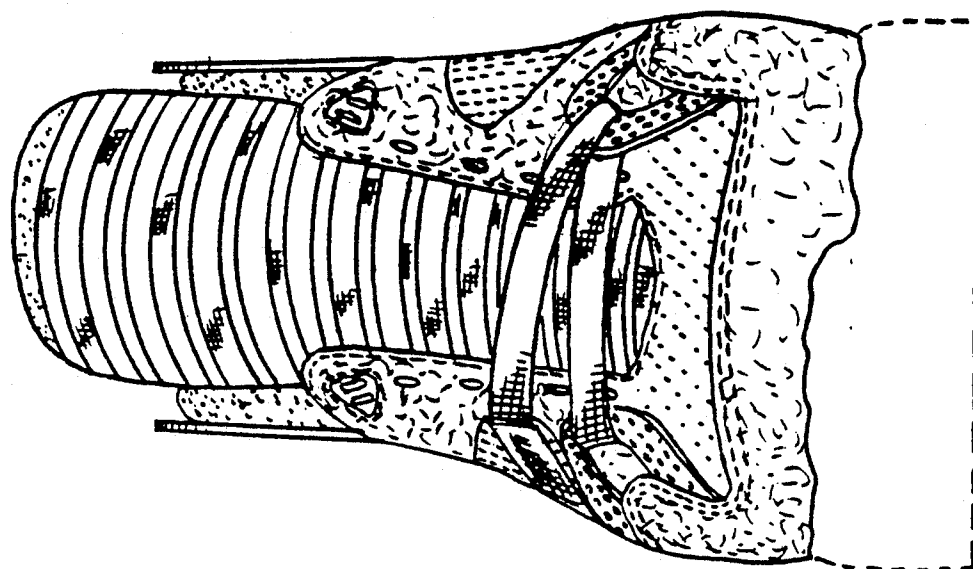


FIG. 5

