

P. MILES.
Stair-Rods.

No. 133,876.

Patented Dec. 10, 1872.

Fig. 1.

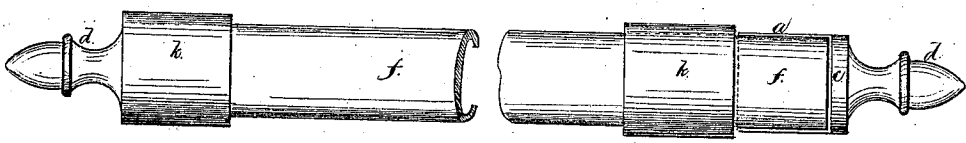


Fig. 2.

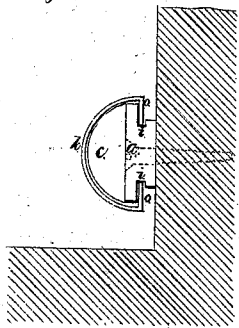
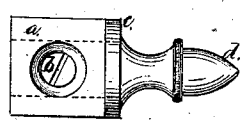


Fig. 3.



Chas. H. Smith
Geo. J. Michaux

Witnesses.

32362604
Purches Miles,
Per. *Lemuel W. Terrell*
Attorney.

UNITED STATES PATENT OFFICE.

PURCHES MILES, OF NEW YORK, N. Y.

IMPROVEMENT IN STAIR-RODS.

Specification forming part of Letters Patent No. 133,876, dated December 10, 1872.

To all whom it may concern:

Be it known that I, PURCHES MILES, of the city and State of New York, have invented an Improvement in Stair-Rods; and the following is declared to be a correct description of the same.

Before my invention stair-rods had frequently been attached by means of ornamental end pieces forming sockets for receiving the ends of the rods, and these have been slotted upon the under side so as to slide upon screw-eyes or fastenings at the ends of the rod, and passing into the stairs. In many instances the width of the stair-way is but little more than the length of the rod; hence the sockets at the ends cannot be employed, because there is not sufficient space to allow of their being drawn off.

My invention consists in an end piece with a lip to prevent end motion to the rod, in combination with a sliding band, the ends of which pass into grooves in the back edges of the base-piece, so that the stair-rod is disconnected by sliding one or both of the bands back upon the rod and clear of the end pieces that are screwed to the stairs, thereby allowing of the use of rods nearly as long as the width of the stairs, and preventing the stair-way being injured by the sliding sockets or ends of the rod, because the movement of the bands is toward the center of the rod, instead of being away from the end of the rod, as heretofore.

In the drawing, Figure 1 represents the two ends of a rod, one with the band in place and the other with the band slipped back upon the rod. Fig. 2 is a side view of the end piece and band in place, and Fig. 3 is a detached view of the end piece.

The end piece *a* is made with a hole through it for the attaching-screw *b*, and *c* is a lip upon the end piece to form a stop to prevent end motion in the rod. This lip *c* may be extended in the form of an ornament, *d*, where the width of the stairway is sufficient to allow of its use. At the back edges of the end pieces *a*, and at top and bottom, are grooves *i i* for the ends of the sliding band *k*; and this band is to be made of sheet metal adapted to the shape of the stair-rod *f*, and with lips *o o* turned toward each other, so as to enter within the grooves *i i*; and hence this band can be slipped on or off the end piece for holding the stair-rod in place or allowing it to be removed.

I claim as my invention—

The band *k* with lips *o o*, in combination with the end piece *a* and stop *c*, as and for the purposes set forth.

Signed by me this 24th day of May, A. D. 1872.

PURCHES MILES.

Witnesses:

GEO. T. PINCKNEY,
CHAS. H. SMITH.