



US00D780966S

(12) **United States Design Patent**
Binder

(10) **Patent No.:** **US D780,966 S**

(45) **Date of Patent:** **** Mar. 7, 2017**

- (54) **TAILLIGHT FOR A VEHICLE**
- (71) Applicant: **Bayerische Motoren Werke Aktiengesellschaft, Munich (DE)**
- (72) Inventor: **Thomas Binder, Stockdorf (DE)**
- (73) Assignee: **Bayerische Motoren Werke Aktiengesellschaft, Munich (DE)**

D749,762 S *	2/2016	Sa	D26/28
D759,864 S *	6/2016	Shim	D26/28
D761,459 S *	7/2016	Binder	D26/28
D761,982 S *	7/2016	Akita	D26/28
D763,487 S *	8/2016	Kwon	D26/28
D764,691 S *	8/2016	Luk	D26/28
D769,477 S *	10/2016	Gunnarson	D26/28
D769,483 S *	10/2016	Morikawa	D26/28

- (**) Term: **15 Years**
- (21) Appl. No.: **29/548,981**
- (22) Filed: **Dec. 18, 2015**

FOREIGN PATENT DOCUMENTS

WO	DM/069236	2/2008
WO	DM/079708	6/2013
WO	DM/084972	5/2015

* cited by examiner

Primary Examiner — Angela J Lee
(74) *Attorney, Agent, or Firm* — Crowell & Moring LLP

(30) **Foreign Application Priority Data**

Jun. 22, 2015 (DE) 40 2015 100 574

- (51) **LOC (10) Cl.** **26-07**
- (52) **U.S. Cl.**

USPC **D26/28**

(58) **Field of Classification Search**

USPC D26/28-36; 362/459-468, 475-478,
362/485-487

CPC F21S 48/00; F21S 48/10; F21S 48/115;
F21S 48/225; F21S 48/1233; F21S
48/1266; F21S 48/1388; F21S 48/2268;
F21V 21/04

See application file for complete search history.

(56) **References Cited**

U.S. PATENT DOCUMENTS

D748,305 S *	1/2016	Miyazawa	D26/28
D749,251 S *	2/2016	Nakahara	D26/28

(57) **CLAIM**

The ornamental design for a taillight for a vehicle, as shown and described.

DESCRIPTION

FIG. 1 is a front view of a taillight for a vehicle according to the design;
FIG. 2 is a left, front perspective view thereof;
FIG. 3 is a right, front perspective view thereof;
FIG. 4 is a left side view thereof;
FIG. 5 is a right side view thereof;
FIG. 6 is a top view thereof;
FIG. 7 is a bottom view thereof; and,
FIG. 8 is a rear view thereof.

1 Claim, 8 Drawing Sheets





Fig. 1




Fig. 2




Fig. 3



Fig. 4




Fig. 5

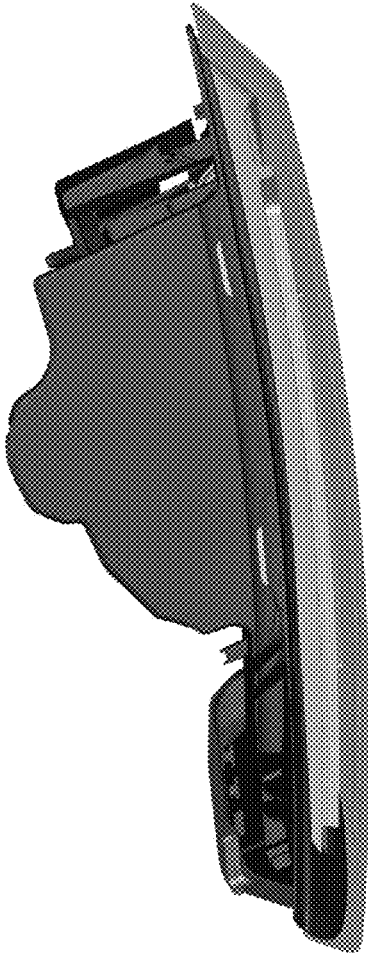


Fig. 6




Fig. 7




Fig. 8