

March 4, 1941.

L. BEGIN ET AL
CLOTHESLINE BRACKET
Filed March 25, 1940

2,233,725

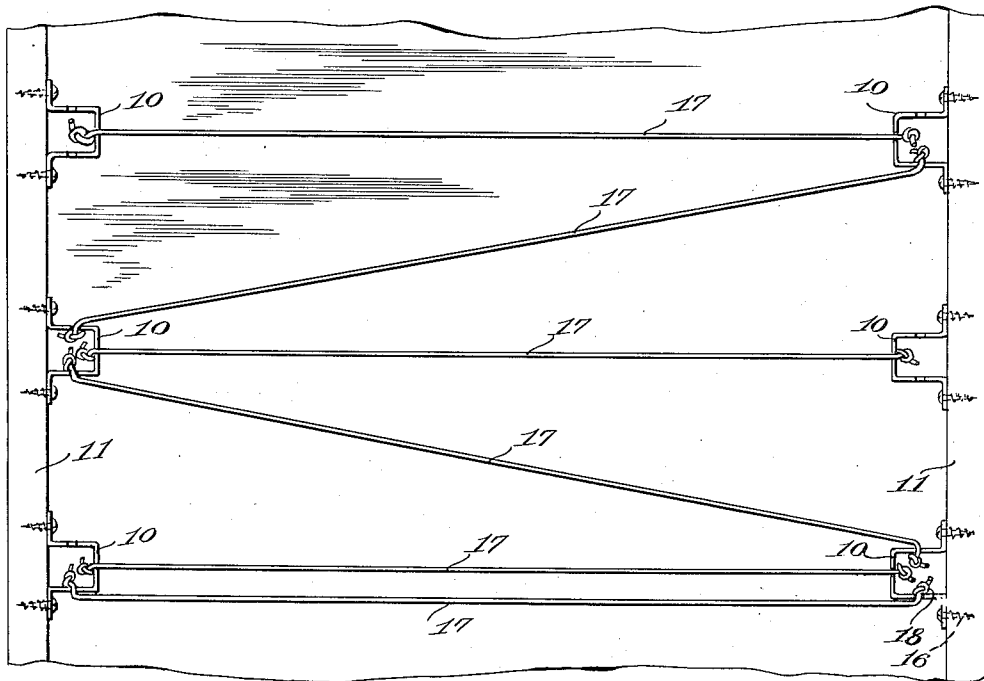


Fig. 1.

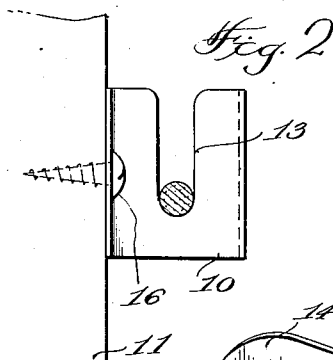


Fig. 2.




Fig. 3.

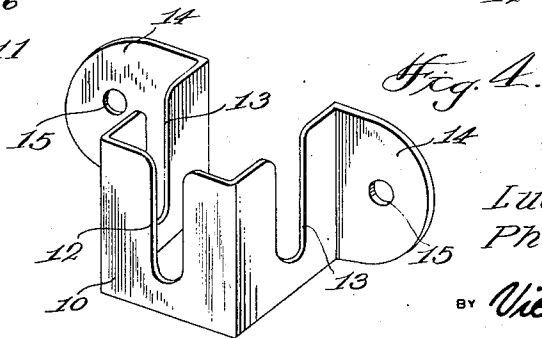


Fig. 4.

Lucien Begin &
Philip Rosenbloom
INVENTORS

BY Victor J. Evans & Co.
ATTORNEYS

UNITED STATES PATENT OFFICE

2,233,725

CLOTHESLINE BRACKET

Lucien Begin and Philip Rosenbloom,
Lewiston, Maine

Application March 25, 1940, Serial No. 325,882

1 Claim. (Cl. 211—119.01)

This invention relates to clothesline brackets and has for an object to provide a bracket for detachably securing one end of a clothesline to a support in such manner that the clothesline
5 may be removed with the clothes pinned there-
to when frozen in severe weather and removed to a warm enclosure for thawing out the clothes and removing the clothespins without tearing the clothes.

10 A further object is to provide a bracket so constructed that a plurality of clotheslines may be attached at the end thereto so as to economically use the space on a porch or other sheltered enclosure for hanging out clothes to dry.

15 A further object is to provide a bracket which will be formed of a single metal stamping, which will be inexpensive to manufacture, and which will not easily get out of order.

20 With the above and other objects in view the invention consists of certain novel details of construction and combinations of parts hereinafter fully described and claimed, it being understood that various modifications may be resorted to within the scope of the appended claim without departing from the spirit or sacrificing any
25 of the advantages of the invention.

In the accompanying drawing forming a part of this specification:

30 Figure 1 is a plan view of a plurality of clotheslines supported at the ends by brackets constructed in accordance with the invention.

Figure 2 is an end elevation of the clothesline bracket.

25 Figure 3 is a front elevation of the clothesline bracket.

Figure 4 is a perspective view of the clothesline bracket.

40 Referring now to the drawing in which like characters of reference designate similar parts in the various views, the bracket 10 is formed of a single metal stamping of sheet metal, and is of U-form in plan. The bracket is adapted to be attached to a support 11 with its open, or rear, side facing the support.

45 The bracket is provided in its front and lateral sides with vertical slots 12 and 13 respectively, these slots being open at their upper ends.

Ears 14 are directed outwardly from the rear vertical edges of the bracket and are provided with openings 15 for the passage of attaching screws 16, or similar connectors.

In applying the device two of the supports 11 5 are equipped with the brackets 10 disposed oppositely each other, as best shown in Figure 1, the attaching screws 16 simply being passed through the openings 15 and screwed into the faces of the supports, which latter may be wood bars, or the 10 like, disposed horizontally on a porch structure or other enclosure. Each clothesline 17 is of slightly greater length than the distance between the pair of oppositely disposed bracket 10 and is provided at its ends with knots 18. The 15 knots are so formed that when the ends of the clothesline are passed through oppositely aligned slots, either in the front or sides of the bracket, the knots will engage the inner face of the bracket and hold the clothesline taut. The side 20 slots 13 permit additional clothesline being attached to the brackets which are staggered relatively to each other, as also shown in Figure 1, thus permitting of a large number of clotheslines being used in a relatively small room or other 25 space.

From the above description it is thought that the construction and operation of the invention will be fully understood without further explanation.

What is claimed is:

The combination with a clothesline having knots at the ends, of a bracket of U-form in plan adapted to be attached to a support with its open, or rear, side facing the support, the 35 bracket being provided in its front and lateral sides with vertical slots open at their upper ends and receiving the clothesline with one of the knots bearing against the inner face of the 40 bracket, to removably secure the clothesline to the bracket, ears carried by the rear edges of the lateral sides of the bracket and extending outwardly with relation to the lateral sides of the bracket, and means carried by the ears for 45 securing the bracket to the support.

PHILIP ROSENBLOOM.
LUCIEN BEGIN.