



INTERNATIONAL APPLICATION PUBLISHED UNDER THE PATENT COOPERATION TREATY (PCT)

<p>(51) International Patent Classification⁶ : A61K</p>	<p>A2</p>	<p>(11) International Publication Number: WO 99/27890</p> <p>(43) International Publication Date: 10 June 1999 (10.06.99)</p>
<p>(21) International Application Number: PCT/US98/25408</p> <p>(22) International Filing Date: 30 November 1998 (30.11.98)</p> <p>(30) Priority Data: 60/067,550 4 December 1997 (04.12.97) US</p> <p>(71) Applicant: BRISTOL-MYERS SQUIBB COMPANY [US/US]; P.O. Box 4000, Princeton, NJ 08543-4000 (US).</p> <p>(72) Inventors: SOONG-HOON, Kim; 13126 East Run Drive, Lawrenceville, NJ 08648 (US). BORZILLERI, Robert, M.; 15232 Marie Court, Lawrenceville, NJ 08648 (US).</p> <p>(74) Agents: HOFFMAN, Frank et al.; Brsitol-Myers Squibb Company, P.O. Box 4000, Princeton, NJ 08543-4000 (US).</p>		<p>(81) Designated States: AL, AM, AT, AU, AZ, BA, BB, BG, BR, BY, CA, CH, CN, CU, CZ, DE, DK, EE, ES, FI, GB, GE, GH, GM, HU, ID, IL, IS, JP, KE, KG, KP, KR, KZ, LC, LK, LR, LS, LT, LU, LV, MD, MG, MK, MN, MW, MX, NO, NZ, PL, PT, RO, RU, SD, SE, SG, SI, SK, SL, TJ, TM, TR, TT, UA, UG, UZ, VN, YU, ZW, ARIPO patent (GH, GM, KE, LS, MW, SD, SZ, UG, ZW), Eurasian patent (AM, AZ, BY, KG, KZ, MD, RU, TJ, TM), European patent (AT, BE, CH, CY, DE, DK, ES, FI, FR, GB, GR, IE, IT, LU, MC, NL, PT, SE), OAPI patent (BF, BJ, CF, CG, CI, CM, GA, GN, GW, ML, MR, NE, SN, TD, TG).</p> <p>Published <i>Without international search report and to be republished upon receipt of that report.</i></p>
<p>(54) Title: A PROCESS FOR THE PREPARATION OF RING-OPENED EPOTHILONE INTERMEDIATES WHICH ARE USEFUL FOR THE PREPARATION OF EPOTHILONE ANALOGS</p>		
<p>(57) Abstract</p> <p>The present invention relates to a process to produce ring opened epothilones and the novel ring opened epothilones produced therefrom.</p>		

FOR THE PURPOSES OF INFORMATION ONLY

Codes used to identify States party to the PCT on the front pages of pamphlets publishing international applications under the PCT.

AL	Albania	ES	Spain	LS	Lesotho	SI	Slovenia
AM	Armenia	FI	Finland	LT	Lithuania	SK	Slovakia
AT	Austria	FR	France	LU	Luxembourg	SN	Senegal
AU	Australia	GA	Gabon	LV	Latvia	SZ	Swaziland
AZ	Azerbaijan	GB	United Kingdom	MC	Monaco	TD	Chad
BA	Bosnia and Herzegovina	GE	Georgia	MD	Republic of Moldova	TG	Togo
BB	Barbados	GH	Ghana	MG	Madagascar	TJ	Tajikistan
BE	Belgium	GN	Guinea	MK	The former Yugoslav Republic of Macedonia	TM	Turkmenistan
BF	Burkina Faso	GR	Greece	ML	Mali	TR	Turkey
BG	Bulgaria	HU	Hungary	MN	Mongolia	TT	Trinidad and Tobago
BJ	Benin	IE	Ireland	MR	Mauritania	UA	Ukraine
BR	Brazil	IL	Israel	MW	Malawi	UG	Uganda
BY	Belarus	IS	Iceland	MX	Mexico	US	United States of America
CA	Canada	IT	Italy	NE	Niger	UZ	Uzbekistan
CF	Central African Republic	JP	Japan	NL	Netherlands	VN	Viet Nam
CG	Congo	KE	Kenya	NO	Norway	YU	Yugoslavia
CH	Switzerland	KG	Kyrgyzstan	NZ	New Zealand	ZW	Zimbabwe
CI	Côte d'Ivoire	KP	Democratic People's Republic of Korea	PL	Poland		
CM	Cameroon	KR	Republic of Korea	PT	Portugal		
CN	China	KZ	Kazakstan	RO	Romania		
CU	Cuba	LC	Saint Lucia	RU	Russian Federation		
CZ	Czech Republic	LI	Liechtenstein	SD	Sudan		
DE	Germany	LK	Sri Lanka	SE	Sweden		
DK	Denmark	LR	Liberia	SG	Singapore		
EE	Estonia						

A PROCESS FOR THE PREPARATION OF RING-OPENED
EPOTHILONE INTERMEDIATES WHICH ARE USEFUL FOR THE
PREPARATION OF EPOTHILONE ANALOGS

5

Brief Description of the Invention

10 The present invention is directed to a process for preparing compounds of the formula I.

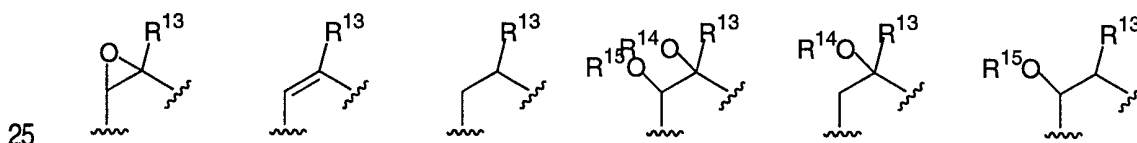


15 The compounds of formula I are novel intermediates for the preparation of epothilone analogs which are useful in the treatment of a variety of cancers and other abnormal proliferative diseases. Compounds of the formula I may be used to prepare, for example, analogs of the formula II which are anticancer agents. As used in the formulas I, II, and throughout the specification, the symbols have the following meanings:

20

X is NR^7R^8 , N_3 , $\text{N}(\text{COR}^{11})\text{COR}^{12}$ and $\text{NR}^9\text{SO}_2\text{R}^{10}$

Q is selected from the group consisting of



R¹, R², R³, R⁴, R⁵, R¹³, R¹⁴, and R¹⁵ are selected from the group H, alkyl, substituted alkyl, or aryl and when R¹ and R² are alkyl can be joined to form a cycloalkyl;

R⁸ is H, alkyl, substituted alkyl, aryl, substituted aryl, o-alkyl or o-substituted alkyl; R⁶, R⁷, and R⁹ are selected from the group consisting of H, alkyl, substituted alkyl, aryl, heteroaryl, cycloalkyl, or heterocyclo

R¹⁰, R¹¹ and R¹² are alkyl, substituted alkyl, aryl or substituted aryl and R¹¹/R¹² can join together to form a nitrogen containing ring e.g. phthalimido.

10

Detailed Description of the Invention

Listed below are definitions of various terms used to describe this invention. These definitions apply to the terms as they are used throughout this specification, unless otherwise limited in specific instances, either individually or as part of a larger group.

The term "alkyl" refers to straight or branched chain unsubstituted hydrocarbon groups of 1 to 20 carbon atoms, preferably 1 to 7 carbon atoms. The expression "lower alkyl" refers to unsubstituted alkyl groups of 1 to 4 carbon atoms.

The term "substituted alkyl" refers to an alkyl group substituted by, for example, one to four substituents, such as, halo, trifluoromethyl, trifluoromethoxy, hydroxy, alkoxy, cycloalkoxy, heterocycloxy, oxo, alkanoyl, aryloxy, alkanoyloxy, amino, alkylamino, arylamino, aralkylamino, cycloalkylamino, heterocycloamino, disubstituted amines in which the 2 amino substituents are selected from alkyl, aryl or aralkyl, alkanoylamino, aroylamino, aralkanoylamino, substituted alkanoylamino, substituted arylamino, substituted aralkanoylamino, thiol, alkylthio, arylthio, aralkylthio, cycloalkylthio, heterocyclothio, alkylthiono, arylthiono, aralkylthiono, alkylsulfonyl, arylsulfonyl, aralkylsulfonyl, sulfonamido (e.g. SO₂NH₂), substituted sulfonamido, nitro, cyano, carboxy, carbamyl (e.g. CONH₂), substituted carbamyl (e.g. CONH alkyl, CONH aryl, CONH aralkyl or cases where there are two

substituents on the nitrogen selected from alkyl, aryl or aralkyl),
alkoxycarbonyl, aryl, substituted aryl, guanidino and heterocyclos, such
as, indolyl, imidazolyl, furyl, thienyl, thiazolyl, pyrrolidyl, pyridyl,
pyrimidyl and the like. Where noted above where the substituent is
5 further substituted it will be with halogen, alkyl, alkoxy, aryl or aralkyl.

The term "halogen" or "halo" refers to fluorine, chlorine, bromine
and iodine.

The term "aryl" refers to monocyclic or bicyclic aromatic
hydrocarbon groups having 6 to 12 carbon atoms in the ring portion,
10 such as phenyl, naphthyl, biphenyl and diphenyl groups, each of which
may be substituted.

The term "aralkyl" refers to an aryl group bonded directly through
an alkyl group, such as benzyl.

The term "substituted aryl" refers to an aryl group substituted by,
15 for example, one to four substituents such as alkyl; substituted alkyl,
halo, trifluoromethoxy, trifluoromethyl, hydroxy, alkoxy, cycloalkyloxy,
heterocycloxy, alkanoyl, alkanoyloxy, amino, alkylamino,
aralkylamino, cycloalkylamino, heterocycloamino, dialkylamino,
alkanoylamino, thiol, alkylthio, cycloalkylthio, heterocyclothio, ureido,
20 nitro, cyano, carboxy, carboxyalkyl, carbamyl, alkoxycarbonyl,
alkylthiono, arylthiono, alkylsulfonyl, sulfonamido, aryloxy and the like.
The substituent may be further substituted by halo, hydroxy, alkyl,
alkoxy, aryl, substituted aryl, substituted alkyl or aralkyl.

The term "cycloalkyl" refers to an optionally substituted, saturated
25 cyclic hydrocarbon ring system, preferably containing 1 to 3 rings and 3
to 7 carbons per ring which may be further fused with an unsaturated
C₃-C₇ carbocyclic ring. Exemplary groups include cyclopropyl,
cyclobutyl, cyclopentyl, cyclohexyl, cycloheptyl, cyclooctyl, cyclodecyl,
cyclododecyl, and adamantyl. Exemplary substituents include one or
30 more alkyl groups as described above, or one or more groups described
above as alkyl substituents.

The terms "heterocycle", "heterocyclic" and "heterocyclo" refer to an optionally substituted, fully saturated or unsaturated, aromatic or nonaromatic cyclic group, for example, which is a 4 to 7 membered monocyclic, 7 to 11 membered bicyclic, or 10 to 15 membered tricyclic ring system, which has at least one heteroatom in at least one carbon atom-containing ring. Each ring of the heterocyclic group containing a heteroatom may have 1, 2 or 3 heteroatoms selected from nitrogen atoms, oxygen atoms and sulfur atoms, where the nitrogen and sulfur heteroatoms may also optionally be oxidized and the nitrogen heteroatoms may also optionally be quaternized. The heterocyclic group may be attached at any heteroatom or carbon atom.

Exemplary monocyclic heterocyclic groups include pyrrolidinyl, pyrrolyl, indolyl, pyrazolyl, oxetanyl, pyrazolinyl, imidazolyl, imidazoliny, imidazolidinyl, oxazolyl, oxazolidinyl, isoxazoliny, isoxazolyl, thiazolyl, thiadiazolyl, thiazolidinyl, isothiazolyl, isothiazolidinyl, furyl, tetrahydrofuryl, thienyl, oxadiazolyl, piperidinyl, piperazinyl, 2-oxopiperazinyl, 2-oxopiperidinyl, 2-oxopyrrolidinyl, 2-oxazepiny, azepiny, 4-piperidonyl, pyridyl, N-oxo-pyridyl, pyraziny, pyrimidinyl, pyridaziny, tetrahydropyranyl, tetrahydrothiopyranyl, tetrahydrothiopyranyl sulfone, morpholinyl, thiomorpholinyl, thiomorpholinyl sulfoxide, thiomorpholinyl sulfone, 1,3-dioxolane and tetrahydro-1, 1-dioxothienyl, dioxanyl, isothiazolidinyl, thietanyl, thiiranyl, triazinyl, and triazolyl, and the like.

Exemplary bicyclic heterocyclic groups include benzothiazolyl, benzoxazolyl, benzothienyl, quinuclidinyl, quinolinyl, quinolinyl-N-oxide, tetrahydroisoquinolinyl, isoquinolinyl, benzimidazolyl, benzopyranyl, indoliziny, benzofuryl, chromonyl, coumariny, cinnolinyl, quinoxaliny, indazolyl, pyrrolopyridyl, furopyridiny (such as furo[2,3-c]pyridiny, furo[3,1-b]pyridiny] or furo[2,3-b]pyridiny), dihydroisoindolyl, dihydroquinazoliny (such as 3,4-dihydro-4-oxoquinazoliny), benzisothiazolyl, benzisoxazolyl, benzodiaziny, benzofurazanyl, benzothiopyranyl, benzotriazolyl, benzpyrazolyl, dihydrobenzofuryl, dihydrobenzothienyl, dihydrobenzothiopyranyl,

dihydrobenzothiopyranyl sulfone, dihydrobenzopyranyl, indolinyl, isochromanyl, isoindolinyl, naphthyridinyl, phthalazinyl, piperonyl, purinyl, pyridopyridyl, quinazolinyl, tetrahydroquinolinyl, thienofuryl, thienopyridyl, thienothienyl, and the like.

5 Exemplary substituents include one or more alkyl groups as described above or one or more groups described above as alkyl substituents. Also included are smaller heterocyclos, such as, epoxides and aziridines.

The term "heteroatoms" shall include oxygen, sulfur and
10 nitrogen.

Use and Utility

The compounds of formula II are microtubule-stabilizing agents. They are thus useful in the treatment of a variety of cancers, including
15 (but not limited to) the following;

- carcinoma, including that of the bladder, breast, colon, kidney, liver, lung, ovary, pancreas, stomach, cervix, thyroid and skin; including squamous cell carcinoma;
- hematopoietic tumors of lymphoid lineage, including leukemia,
20 acute lymphocytic leukemia, acute lymphoblastic leukemia, B-cell lymphoma, T-cell lymphoma, Hodgkins lymphoma, non-Hodgkins lymphoma, hairy cell lymphoma and Burketts lymphoma;
- hematopoietic tumors of myeloid lineage, including acute and chronic myelogenous leukemias and promyelocytic leukemia;
- 25 - tumors of mesenchymal origin, including fibrosarcoma and rhabdomyosarcoma;
- other tumors, including melanoma, seminoma, tetratocarcinoma, neuroblastoma and glioma;
- tumors of the central and peripheral nervous system, including
30 astrocytoma, neuroblastoma, glioma, and schwannomas;
- tumors of mesenchymal origin, including fibrosarcoma, rhabdomyosarcoma, and osteosarcoma; and

- other tumors, including melanoma, xenoderma pigmentosum, keratoactanthoma, seminoma, thyroid follicular cancer and teratocarcinoma.

5 Compounds of formula II may also inhibit tumor angiogenesis, thereby affecting the growth of tumors. Such anti-angiogenesis properties of the compounds of formula II may also be useful in the treatment of certain forms of blindness related to retinal vascularization, arthritis, especially inflammatory arthritis, multiple
10 sclerosis, restinosis and psoriasis.

 Compounds of formula II may induce or inhibit apoptosis, a physiological cell death process critical for normal development and homeostasis. Alterations of apoptotic pathways contribute to the pathogenesis of a variety of human diseases. Compounds of formula II,
15 as modulators of apoptosis, will be useful in the treatment of a variety of human diseases with aberrations in apoptosis including cancer (particularly, but not limited to follicular lymphomas, carcinomas with p53 mutations, hormone dependent tumors of the breast, prostate and ovary, and precancerous lesions such as familial adenomatous
20 polyposis), viral infections (including but not limited to herpesvirus, poxvirus, Epstein-Barr virus, Sindbis virus and adenovirus), autoimmune diseases (including but not limited to systemic lupus erythematosus, immune mediated glomerulonephritis, rheumatoid arthritis, psoriasis, inflammatory bowel diseases and autoimmune
25 diabetes mellitus), neurodegenerative disorders (including but not limited to Alzheimer's disease, AIDS-related dementia, Parkinson's disease, amyotrophic lateral sclerosis, retinitis pigmentosa, spinal muscular atrophy and cerebellar degeneration), AIDS, myelodysplastic syndromes, aplastic anemia, ischemic injury associated myocardial
30 infarctions, stroke and reperfusion injury, arrhythmia, atherosclerosis, toxin-induced or alcohol induced liver diseases, hematological diseases (including but not limited to chronic anemia and aplastic anemia), degenerative diseases of the musculoskeletal system (including but not

limited to osteoporosis and arthritis), aspirin-sensitive rhinosinusitis, cystic fibrosis, multiple sclerosis, kidney diseases, and cancer pain.

The novel compounds of formula I may exist as multiple optical geometric and stereoisomers. Included within the present invention are all such isomers and mixtures thereof in the racemic form.

The compounds of the present invention are novel intermediates to produce the compounds of formula II which are anticancer agents. Also novel is the process to produce the compounds of formula I.

10

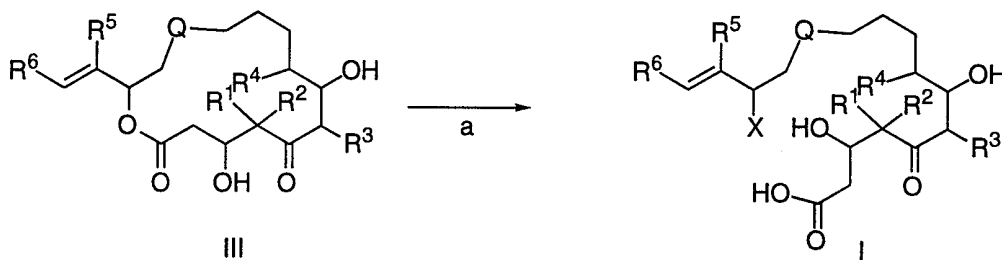
Method of Preparation

Compounds of formula I are prepared as shown in Scheme 1. A compound of formula III can be treated with a palladium catalyst, such as palladium tetrakis(triphenylphosphine), and a "soft" nucleophile to provide a compound of formula I where X is NR^7R^8 , N_3 , $\text{N}(\text{COR}^{11})\text{COR}^{12}$ and NR^9 or $\text{NR}^9\text{SO}_2\text{R}^{10}$, (see for example: J. Tsuji, Palladium Reagents and Catalysts: Innovations in Organic Synthesis, New York: Wiley and Sons, 1995).

20

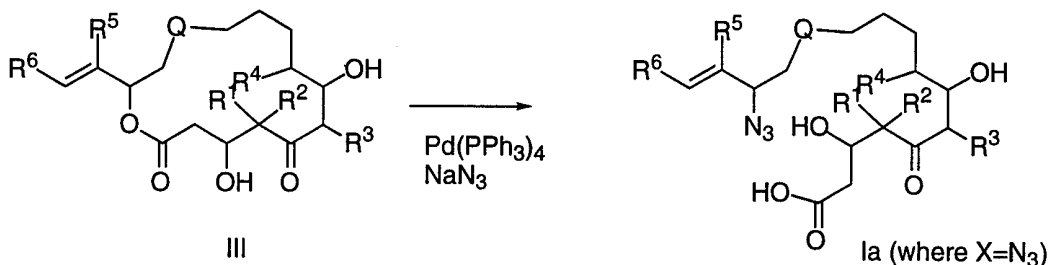
Compounds of formula III are known compounds, see, for example, HOFLE et al., *Angew. Chem. Int. Ed. Engl.* 1996, 35, No. 13/14; WO 93/10121 published May 27, 1993; WO 97/19086 published May 29, 1997; Nicolaou et al. *Angew. Chem. Int. Ed. Engl.*, 1997, 36, 2097 and Danishefsky et al., *Angew. Chem. Int. Ed. Engl.*, 1997, 36, 2093.

30

Scheme 1

For example, a compound of formula I where X is N₃ (i.e., compound Ia) can be prepared from a compound of formula III by treatment with palladium tetrakis(triphenylphosphine) and azide donor, such as, a metal azide (eg. lithium or sodium azide) as shown in Scheme 2.

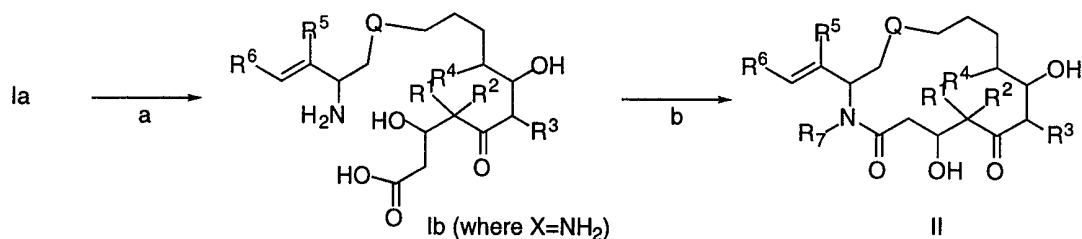
10

Scheme 2

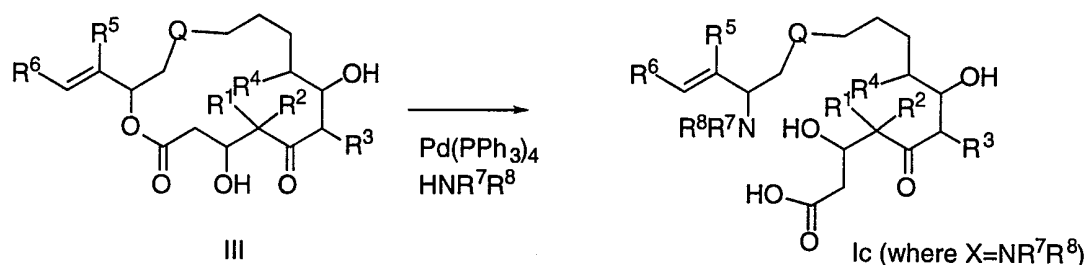
15

A compound of formula II can be prepared from a compound of formula Ia as shown in Scheme 3. A compound of formula Ib can be prepared from a compound of formula Ia by reduction with reducing agents such as triphenylphosphine or hydrogen and platinum oxide. A compound of formula II can be prepared from a compound of formula Ib by macrolactamization using a suitable coupling agent such as diphenylphosphoryl azide (for other macrolactamization agents, see: J.M. Humphrey and A.R. Chamberlin, Chem. Rev., 97, 2243-2266 (1997)).

20

Scheme 3

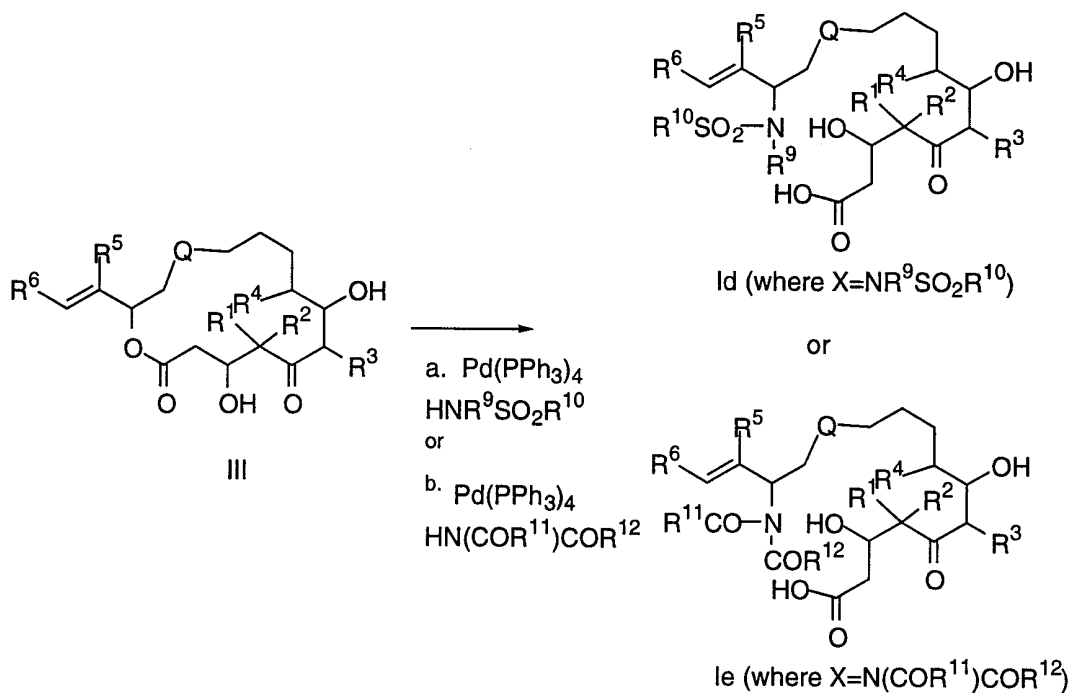
A compound of formula I where X is NR⁷R⁸ (i.e., compound Ic) can be prepared from a compound of formula III by treatment with
 5 palladium tetrakis(triphenylphosphine) and a primary or secondary amine as shown in Scheme 4.

Scheme 4

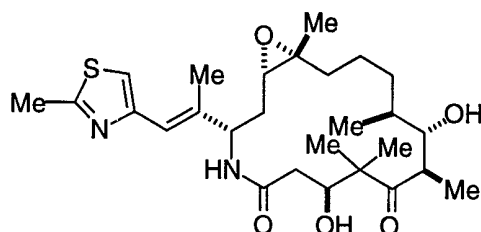
A compound of formula I where X is NR⁹SO₂R¹⁰ or N(COR¹¹)COR¹²
 10 (i.e., compound Id and Ie) can be prepared from a compound of formula III by treatment with palladium tetrakis(triphenylphosphine) and a salt of the corresponding sulfonamide (i.e., HNR⁹SO₂R¹⁰) or imide (or N(COR¹¹)COR¹²) as shown in Scheme 5.

15

20

Scheme 5

5

Example 1

10 **[1S-[1R*,3R*(E),7R*,10S*,11S*,12R*,16S*]]-7,11-Dihydroxy-8,8,10,12,16-pentamethyl-3-[1-methyl-2-(2-methyl-4-thiazolyl)ethenyl]-4-aza-17-oxabicyclo[14.1.0]heptadecane-5,9-dione.**

A. (3S,6R,7S,8S,12R,13S,15S)-15-Azido-12,13-epoxy-4,4,6,8,12,16-hexamethyl-7-hydroxy-17-(2-methyl-4-thiazolyl)-5-oxo-16-heptadecenoic acid.

15 A solution of epothilone B (0.35 g, 0.69 mmol) in degassed THF (4.5 mL) was treated with a catalytic amount (80 mg, 69 mmol) of

tetrakis(triphenylphosphine) palladium (0) and the suspension was stirred at 25 °C, under Ar for 30 min. The resulting bright yellow, homogeneous solution was treated all at once with a solution of sodium azide (54 mg, 0.83 mmol) in degassed H₂O (2.2 mL). The reaction mixture was warmed to 45 °C for 1 h, diluted with H₂O (5 mL) and extracted with EtOAc (4 x 7 mL). The organic extracts were washed with saturated aqueous NaCl (15 mL), dried (Na₂SO₄), and concentrated *in vacuo*. The residue was purified by flash chromatography (SiO₂, 3.0 x 15 cm, 95:5.0:0.5 CHCl₃-MeOH-AcOH) to afford Compound A (0.23 g, 61 %) as a colorless oil. MS (ESI⁺): 551 (M+H)⁺; MS(ESI⁻): 549 (M-H)⁻.

B. (3S,6R,7S,8S,12R,13S,15S)-15-Amino-12,13-epoxy-4,4,6,8,12,16-hexamethyl-7-hydroxy-17-(2-methyl-4-thiazolyl)-5-oxo-16-heptadecenoic acid.

A solution of Compound A (0.23 g, 0.42 mmol) in THF (4.0 mL) was treated with H₂O (23 mL, 1.25 mmol) and polymer supported triphenylphosphine (Aldrich, polystyrene cross-linked with 2 % DVB, 0.28 g, 0.84 mmol) at 25 °C. The resulting suspension was stirred at 25 °C under Ar (32 h), filtered through a Celite pad and concentrated *in vacuo*. The residue was purified by flash chromatography (SiO₂, 1.5 x 10 cm, 95:5.0:0.5 to 90:10:1.0 CHCl₃-MeOH-AcOH gradient elution) to afford Compound B (96 mg, 44 %) as a colorless oil. MS (ESI⁺): 525.2 (M+H)⁺; MS(ESI⁻): 523.4 (M-H)⁻.

Alternatively, to a 25 mL round-bottom flask charged with Compound A (0.26 g, 0.47 mmol) and PtO₂ (0.13 g, 50 wt %) was added absolute EtOH under Ar. The resulting black mixture was stirred under one atmosphere of H₂ for 10 h, after which time the system was purged with N₂ and an additional portion of PtO₂ (65 mg, 25 wt %) was added. Once again the reaction mixture was stirred under a blanket of H₂ for 10 h. The system was then purged with N₂, and the reaction mixture was filtered through a Celite pad eluting with CH₂Cl₂ (3 x 25 mL). The solvents were removed *in vacuo* and the residue was purified as described above to afford Compound B (0.19 g, 75 %).

Alternatively, a solution of Compound A (20 mg, 36 mmol) in THF (0.4 mL) was treated with triphenylphosphine (19 mg, 73 mmol) under Ar. The reaction mixture was warmed to 45 °C, stirred for 14 h and cooled to 25 °C. The resulting iminophosphorane was treated with ammonium hydroxide (28 %, 0.1 mL) and once again the reaction mixture was warmed to 45 °C. After 4 h, the volatiles were removed *in vacuo* and the residue was purified as described above to afford Compound B (13 mg, 70 %).

10 **C. [1S-[1R*,3R*(E),7R*,10S*,11S*,12R*,16S*]]-7,11-Dihydroxy-8,8,10,12,16-pentamethyl-3-[1-methyl-2-(2-methyl-4-thiazolyl)ethenyl]-4-aza-17-oxabicyclo[14.1.0]heptadecane-5,9-dione.**

A solution of Compound B (0.33 g, 0.63 mmol) in degassed DMF (250 mL) was treated with solid NaHCO₃ (0.42 g, 5.0 mmol) and diphenylphosphoryl azide (0.54 mL, 2.5 mmol) at 0 °C under Ar. The resulting suspension was stirred at 4 °C for 24 h, diluted with phosphate buffer (250 mL, pH = 7) at 0 °C and extracted with EtOAc (5 x 100 mL). The organic extracts were washed with 10 % aqueous LiCl (2 x 125 mL), dried (Na₂SO₄) and concentrated *in vacuo*. The residue was first purified by flash chromatography (SiO₂, 2.0 x 10 cm, 2-5 % MeOH-CHCl₃ gradient elution) and then repurified using a Chromatotron (2 mm SiO₂ GF rotor, 2-5 % MeOH-CHCl₃ gradient elution) to afford the title compound (0.13 g, 40 %) as a colorless oil: ¹H NMR (CDCl₃, 400 MHz) δ 6.98 (s, 1 H), 6.71 (d, 1H, NH, *J* = 8.1 Hz), 6.56 (s, 1 H), 4.69-4.62 (m, 1 H), 4.18-4.12 (m, 1 H), 4.01-3.96 (m, 1 H), 3.86 (s, 1 H), 3.38-3.34 (m, 1 H), 2.82 (dd, 1 H, *J* = 5.6, 6.0 Hz), 2.71 (s, 3 H), 2.58 (s, 1 H), 2.43 (dd, 1 H, *J* = 9.0, 14.5 Hz), 3.34 (dd, 1 H, *J* = 3.0, 14.5 Hz), 2.14 (s, 3 H), 2.05-1.92 (m, 2 H), 1.82-1.41 (a series of multiplets, 7 H), 1.35 (s, 3 H), 1.28 (s, 3 H), 1.18 (d, 3 H, *J* = 6.8 Hz), 1.14 (s, 3 H), 1.00 (d, 3 H, *J* = 6.8 Hz); MS (ESI⁺): 507.2 (M+H)⁺; MS(ESI⁻): 505.4 (M-H)⁻.

Example 2

[1S-[1R*,3R*(E),7R*,10S*,11R*,12R*,16S*]]-7,11-Dihydroxy-8,8,10,12,16-pentamethyl-3-[1-methyl-2-(2-methyl-4-thiazolyl)ethenyl]-4-aza-17-oxabicyclo[14.1.0]heptadecane-5,9-dione

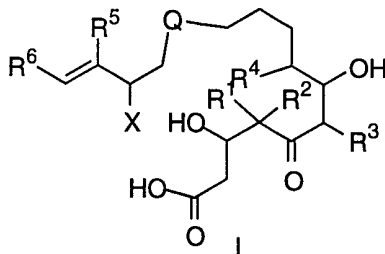
Alternatively, compound 1C can be prepared as follows without isolation of intermediates. A suspension of epothilone B (5.06 g, 9.97 mmol) and sodium azide (0.777 g, 12.0 mmol) in a THF-H₂O mixture (5:1, 96 mL) was degassed for 15-20 min with nitrogen and then treated with a catalytic amount (1.2 g, 0.997 mmol) of tetrakis(triphenylphosphine) palladium (0) under Ar. The reaction mixture was warmed to 45 °C for 20 min and cooled to 25 °C.

The resulting bright yellow homogeneous solution was directly treated with a 1.0 M solution of trimethylphosphine in THF (24.9 mL, 24.9 mmol) at 25 °C and the reaction mixture was stirred for 1-2 hr at ambient temperature.

The amino acid-containing mixture was then diluted with MeCN-DMF (20:1, 450 mL), cooled to 0 °C and treated with 1-hydroxybenzotriazole hydrate (1.35 g, 9.97 mmol) followed by 1-(3-dimethylaminopropyl)-3-ethylcarbodiimide hydrochloride (4.78 g, 24.9 mmol). The reaction mixture was warmed to 25 °C, stirred for 12 hr and extracted with EtOAc (4 x 200 mL). The organic extracts were washed with H₂O (400 mL), saturated aqueous NaHCO₃ (400 mL), and saturated aqueous NaCl (400 mL). The organic extracts were dried (Na₂SO₄) and concentrated in vacuo. The residue was purified by flash chromatography (SiO₂, 5.0 x 25 cm, 2% MeOH-CHCl₃) and then HPLC (YMC S-15 ODS 50 x 500 mm column, 38 to 95% MeCN/H₂O, gradient (40 min), 50 mL/min flow rate). The appropriate fractions were concentrated in vacuo and the residue was lyophilized from aqueous acetonitrile to afford the title compound (0.998 g, 20%), as a white lyophilizate. MS (ESI⁺): 507.2 (M+H)⁺; MS(ESI⁻): 505.4 (M-H)⁻.

What is Claimed:

1. A Compound of the formula

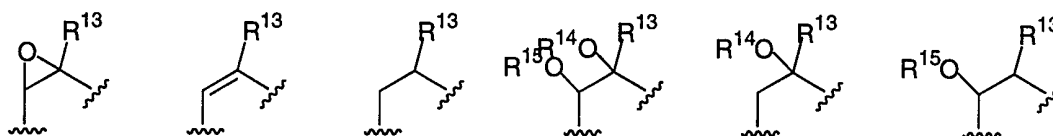


- 5 Wherein

X is N_3 , NR^7R^8 , $N(COR^{11})COR^{12}$ and $NR^9SO_2R^{10}$

Q is selected from the group consisting of

10



15

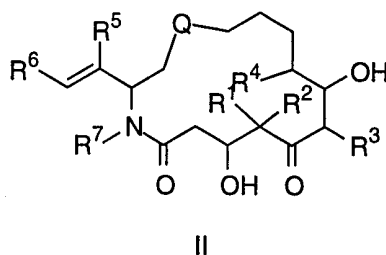
R^1 , R^2 , R^3 , R^4 , R^5 , R^{13} , R^{14} , and R^{15} are selected from the group H, alkyl, substituted alkyl, or aryl and when R^1 and R^2 are alkyl can be joined to form a cycloalkyl;

R^8 is H, alkyl, substituted alkyl, aryl, substituted aryl, o-alkyl or o-substituted alkyl ;

R^6 , R^7 and R^9 are selected from the group consisting of H, alkyl, substituted alkyl, aryl, heteroaryl, cycloalkyl, or heterocyclo and R^{10} , R^{11} , R^{12} are alkyl, substituted alkyl, aryl or substituted aryl and R^{11}/R^{12} can join together to form a nitrogen containing ring.

25

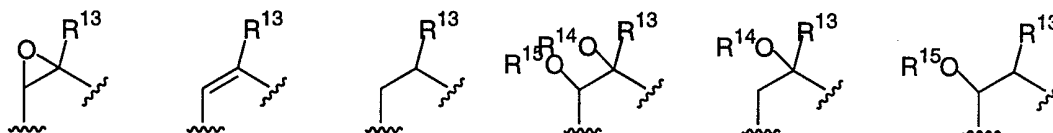
- 5 2. A process to produce a compound of the formula



wherein

10

Q is selected from the group consisting of



15

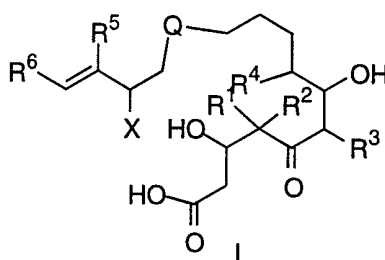
R^1 , R^2 , R^3 , R^4 , R^5 , R^{13} , R^{14} , and R^{15} are selected from the group H, alkyl, substituted alkyl, or aryl and when R^1 and R^2 are alkyl can be joined to form a cycloalkyl;

20 R^6 is selected from the group consisting of H, alkyl, substituted alkyl, aryl, heteroaryl, cycloalkyl, or heterocyclo and R^7 is hydrogen or SO_2R^9 wherein R^9 is alkyl, substituted alkyl, aryl or substituted aryl

which comprises carrying out a macrolactamization reaction on a compound of the formula

25

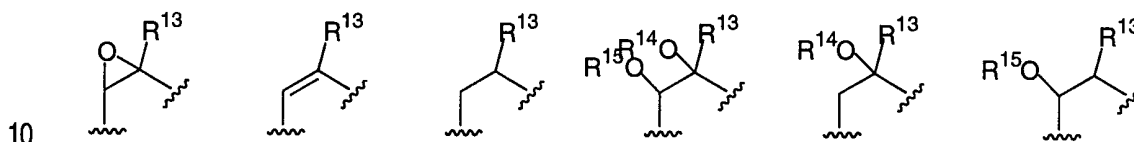
- 16 -



wherein

- 5 X is N_3 , NR^7R^8 , $N(COR^{11})COR^{12}$ and $NR^9SO_2R^{10}$

Q is selected from the group consisting of



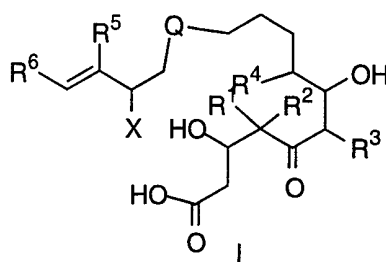
R^1 , R^2 , R^3 , R^4 , R^5 , R^{13} , R^{14} , and R^{15} are selected from the group H, alkyl, substituted alkyl, or aryl and when R^1 and R^2 are alkyl can be joined to form a cycloalkyl;

- 15 R^8 is H, alkyl, substituted alkyl, aryl, substituted aryl, O-alkyl or O-substituted alkyl ;

R^6 , R^7 and R^9 are selected from the group consisting of H, alkyl, substituted alkyl, aryl, heteroaryl, cycloalkyl, or heterocyclo and R^{10} , R^{11} , R^{12} are alkyl, substituted alkyl, aryl or substituted aryl and R^{11}/R^{12} can

20 join together to form a nitrogen containing ring.

3. A process to produce a compound of the formula

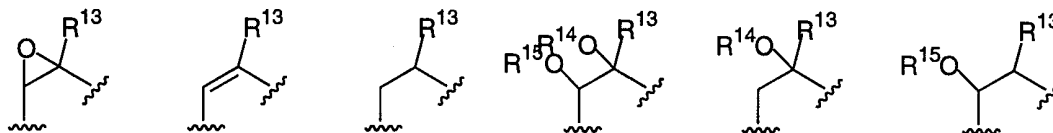


5

wherein

10 X is N₃, NR⁷R⁸, N (COR¹¹) COR¹² and NR⁹ SO₂ R¹⁰

Q is selected from the group consisting of



15

R¹, R², R³, R⁴, R⁵, R¹³, R¹⁴, and R¹⁵ are selected from the group H, alkyl, substituted alkyl, or aryl and when R¹ and R² are alkyl can be joined to form a cycloalkyl;

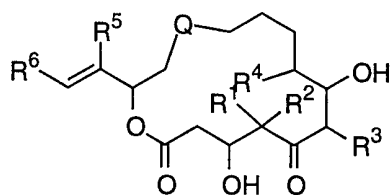
20 R⁸ is H, alkyl, substituted alkyl, aryl, substituted aryl, o-alkyl or o-substituted alkyl ;

R⁶, R⁷ and R⁹ are selected from the group consisting of H, alkyl, substituted alkyl, aryl, heteroaryl, cycloalkyl, or heterocyclo

R¹⁰, R¹¹, R¹² are alkyl, substituted alkyl, aryl or substituted aryl and R¹¹/R¹² can join together to form a nitrogen containing,

25

which comprises reacting a compound of the formula



III

5 with a palladium catalyst in the presence of a nucleophilic donor.