

(19) World Intellectual Property Organization
International Bureau



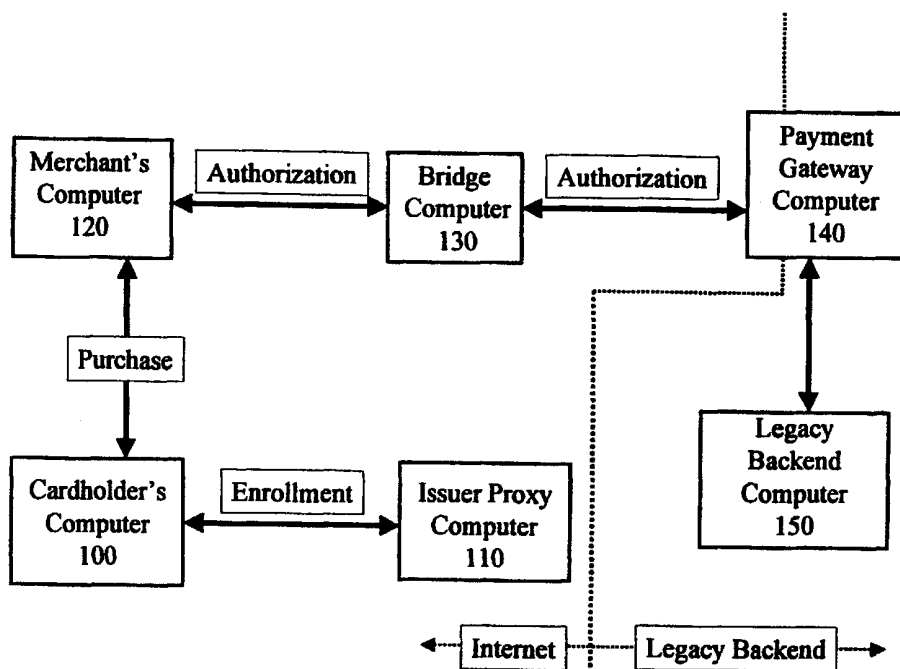
(43) International Publication Date
28 June 2001 (28.06.2001)

PCT

(10) International Publication Number
WO 01/46918 A2

- (51) International Patent Classification⁷: **G07F**
- (21) International Application Number: PCT/US00/41736
- (22) International Filing Date: 31 October 2000 (31.10.2000)
- (25) Filing Language: English
- (26) Publication Language: English
- (30) Priority Data:
09/437,065 9 November 1999 (09.11.1999) US
- (71) Applicant: ARCOT SYSTEMS, INC. [US/US]; Suite 200, 3200 Patrick Henry Drive, Santa Clara, CA 95054 (US).
- (72) Inventor: KAUSIK, Balas, Natarajan; 18079 Reed Knoll Road, Los Gatos, CA 95030 (US).
- (74) Agents: LAURIE, Ronald, S. et al.; Skadden, Arps, Slate, Meagher & Flom LLP, 525 University Avenue, Palo Alto, CA 94301 (US).
- (81) Designated States (*national*): AE, AG, AL, AM, AT, AU, AZ, BA, BB, BG, BR, BY, BZ, CA, CH, CN, CR, CU, CZ, DE, DK, DM, DZ, EE, ES, FI, GB, GD, GE, GH, GM, HR, HU, ID, IL, IN, IS, JP, KE, KG, KP, KR, KZ, LC, LK, LR, LS, LT, LU, LV, MA, MD, MG, MK, MN, MW, MX, MZ, NO, NZ, PL, PT, RO, RU, SD, SE, SG, SI, SK, SL, TJ, TM, TR, TT, TZ, UA, UG, UZ, VN, YU, ZA, ZW.
- (84) Designated States (*regional*): ARIPO patent (GH, GM, KE, LS, MW, MZ, SD, SL, SZ, TZ, UG, ZW), Eurasian patent (AM, AZ, BY, KG, KZ, MD, RU, TJ, TM), European patent (AT, BE, CH, CY, DE, DK, ES, FI, FR, GB, GR, IE, IT, LU, MC, NL, PT, SE), OAPI patent (BF, BJ, CF, CG, CI, CM, GA, GN, GW, ML, MR, NE, SN, TD, TG).
- Published:
— Without international search report and to be republished upon receipt of that report.
- For two-letter codes and other abbreviations, refer to the "Guidance Notes on Codes and Abbreviations" appearing at the beginning of each regular issue of the PCT Gazette.

(54) Title: METHOD AND SYSTEM FOR SECURE AUTHENTICATED PAYMENT ON A COMPUTER NETWORK



(57) Abstract: A simple, secure and easy-to-deploy method and system for authenticating credit and debit cardholders at the point-of-sale on a computer network (e.g. the Internet) is disclosed. Cardholders are authenticated using digital signatures on a sales draft, in a manner that does not necessarily require any changes in the transaction flow of the participating financial institutions.

WO 01/46918 A2

METHOD AND SYSTEM FOR SECURE AUTHENTICATED PAYMENT ON A COMPUTER NETWORK

FIELD OF THE INVENTION

The present invention relates to a method and system for secure authenticated
5 payment at a point-of-sale on a computer network. More particularly, the present inven-
tion allows the use of digital signatures on a sales draft to authenticate purchasers in a
manner that does not necessarily require any changes in the transaction processing of the
financial institutions participating in the transaction.

BACKGROUND OF THE INVENTION

10 In present electronic commerce transactions, buyers may pay for goods and
services by presenting the seller with a payment card number, e.g., a conventional credit
card number. Because the buyer and seller are connected solely through a computer
network (e.g., the Internet), it is not possible for the buyer to authenticate himself as the
legitimate cardholder, nor can the buyer sign the sales draft. Thus, the seller honors any
15 valid credit card number that is presented, creating a large opportunity for fraud.

Worse yet, other forms of payment such as debit cards are not presently viable on
computer networks. Debit cards require the cardholder to enter a personal identification
number ("PIN"), which is used to authenticate the transaction to the cardholder's bank.
However, entering a simple PIN on a networked computer poses a substantial security
20 risk—if the PIN and the debit-card number fell into the wrong hands, the cardholder's
bank account would be completely compromised.

Thus, with respect to both conventional credit and debit cards, authenticating a
cardholder on the network with a solution that is simple, secure, and easy to deploy
remains an important unsolved problem.

25 Digital signature technology offers one means of authenticating the cardholder
with a high degree of security. In this technology, each cardholder owns a pair of keys – a
signature (private) key and a verification (public) key. The cardholder signs a transaction

with his private key, and then sends the transaction, the digital signature, and (optionally) his public key to the merchant. The merchant forwards these items to the bank (or other financial institution), and the bank honors the transaction if the cardholder's public key verifies the cardholder's digital signature.

5 One security advantage of digital signatures is that the private key of the cardholder typically remains in possession (or at least control) of the cardholder. Thus, there is no inherent risk associated with a transaction that would compromise future transactions. One disadvantage of the digital signature method described above is that banks and transaction processors would have to change their existing infrastructure to allow digital
10 signatures to flow through their networks. This infrastructure change would basically require a substantial overhaul of the present electronic banking and transaction processing system, which is costly and difficult to achieve.

Thus, there is a need for a method and system that offers the security advantages of digital signatures without necessarily requiring significant changes in the banking and
15 processing network.

SUMMARY OF THE INVENTION

One embodiment of the present invention includes a simple, secure and easy-to-deploy method and system for authenticating credit and/or debit cardholders at a point-of-sale on a computer network (e.g., the Internet). Cardholders are authenticated using digital
20 signatures on a sales draft, in a manner that does not necessarily require any changes in the transaction process of the financial institutions participating in the transaction.

In this embodiment of the system, the cardholder enrolls for an electronic payment card (either an electronic debit or credit card) at a participating financial institution by visiting its issuer proxy enrollment site, e.g., a web site hosted by an issuer proxy com-
25 puter associated with the financial institution. At the enrollment site, the cardholder types in his particulars, such as his conventional payment card number, conventional payment card PIN, name, address, etc. The cardholder also (optionally) selects a password (access code) for his electronic payment card that is preferably unrelated to the PIN for his conventional payment card. The issuer proxy generates a public key-private key pair for

use by the cardholder if the cardholder does not already have such a pair. The issuer proxy binds the cardholder's public key and some or all of the cardholder's payment particulars in a digital certificate using an encryption key (called a domain key) that is shared between the issuer proxy and a bridge computer. Such a domain key will allow the bridge computer to confirm the issuer's certification during a subsequent authorization stage, described below. The cardholder then receives a piece of software that is downloaded to his computer containing his particulars in encrypted form. This piece of software constitutes the cardholder's electronic payment card. It comprises (or is configured to obtain and use) the cardholder's private key, which is (optionally) protected by the password, and the corresponding public-key digital certificate containing the cardholder's payment particulars.

Thenceforth, as the cardholder shops online, he can elect to pay via electronic payment. To do so, the cardholder activates his electronic payment card with the previously selected password. The cardholder's electronic payment card software interacts with corresponding software at the online merchant to digitally sign the sales draft created during the transaction with the cardholder's private key. The merchant then sends the signed sales draft and the cardholder's digital certificate to the bridge computer for processing. The bridge computer uses the cardholder's digital certificate to check the digital signature on the sales draft. If the signature is valid, the bridge computer creates a conventional debit or credit transaction to be processed by the banking and transaction network. The particulars needed for creating the conventional transaction, such as the conventional card number and PIN, are extracted and decrypted from the cardholder's digital certificate using the private key associated with the domain key (if the digital certificate was asymmetrically encrypted) or the domain key itself (if the digital certificate was symmetrically encrypted). The embodiment of the invention described above provides one or more of the following advantages:

- (1) Additional hardware at the cardholder's computer is not necessarily required for deployment. This is in marked contrast to hardware tokens such as smart cards, where cards and card readers are required. Of course, the software comprising the cardholder's electronic payment card can be stored on smart cards, as well as

virtually any other storage medium, including, without limitation, floppy disks, hard drives, and magnetic stripe cards;

- (2) Changes are not necessarily required in the existing banking network;
- (3) Administrative overhead is low. The cardholder can enroll at any participating financial institution that offers the service, not necessarily the one that issued the cardholder's conventional payment card. Furthermore, enrollment can be on a self-serve basis and does not necessarily require activation mailings by the financial institutions;
- (4) Electronic payment cards can be deployed rapidly, because they are intuitive to use and require little user or administrator training; and/or
- (5) Security can be enhanced via special techniques such as "cryptographic camouflaging," which is commercially available from Arcot Systems, Inc.

The foregoing and other embodiments and aspects of the present invention will become apparent to those skilled in the art in view of the subsequent detailed description of the invention taken together with the accompanying figures and appended claims.

BRIEF DESCRIPTION OF THE DRAWINGS

FIG. 1 is a block diagram illustrating an exemplary computer system for secure authenticated payment on a computer network.

FIG. 2 is a flow chart illustrating an exemplary method for cardholder enrollment for an electronic payment card.

FIG. 2A illustrates an exemplary electronic payment card created using the preferred embodiment of the invention.

FIG. 3 is a flow chart illustrating an exemplary method for point-of-sale interaction between a cardholder and a merchant.

FIG. 4 is a flow chart illustrating an exemplary method for a merchant to obtain authorization for the payment transaction.

DETAILED DESCRIPTION OF THE INVENTION

FIG. 1 is a block diagram illustrating an exemplary computer system for secure authenticated payment on a computer network (e.g., the Internet). The system contemplates a network of computers including a cardholder's computer **100**, a payment card issuer's proxy computer **110**, a merchant's computer **120**, a bridge computer **130**, a payment gateway computer **140**, and legacy backend computer **150**. In this exemplary embodiment, the network is deployed over the Internet, although those skilled in the art will recognize that any public or private communication network including, without limitation, extranets, intranets, and other telephonic or radio communications networks could also be used. Similarly, as used herein, the term computer refers to any device that processes information using an integrated circuit chip, including without limitation mainframe computers, work stations, servers, desktop computers, portable computers, embedded computers, and hand-held computers.

Enrollment

Referring now to FIG. 2, at step **200**, a cardholder (user) at computer **100** enrolls for an electronic payment card (either an electronic debit card or an electronic credit card) at the electronic payment card issuer proxy **110**, typically by visiting the website of a participating financial institution on the Internet. At step **210**, the cardholder provides the issuer **110** with particular information used to make a payment (payment particulars), such as his conventional payment card number, conventional payment card PIN, conventional credit card holder verification value 2 ("CVV2"), conventional cardholder name and address, or any other cardholder identification information. The issuer proxy **110** can be operated by any trusted financial institution that participates in the electronic payment system, not necessarily the financial institution that issued the cardholder's conventional payment card.

The issuer proxy **110** can optionally verify the cardholder's payment information by any of the means available for such verification including, without limitation, creating a payment transaction in the conventional payment network. Such a transaction could be

“authorization only” in the sense that it would be used only for verifying the cardholder’s payment particulars, with no money actually transferred.

At step **220**, the issuer **110** generates a public key-private key pair for the cardholder to use in connection with the electronic payment system. If the cardholder already
5 has a public key-private key pair that he wishes to use in connection with the electronic payment system, he provides his public key to the issuer **110**. The cardholder's private key is typically stored on the cardholder's computer **100**, often under the control of a PIN or other form of access code (password). The access code can be protected against unautho-
10 rized detection using commercially available software technology such as software smart cards from Arcot Systems, Inc., described in “Software Smart Cards via Cryptographic Camouflage,” Proceedings IEEE Symposium on Security and Privacy, May 1999, and in co-pending US patent application number 08/996,758, “Method and Apparatus for Secure Cryptographic Key Storage Certification and Use,” which is incorporated herein by
reference.

15 The access code may also be protected against unauthorized detection (e.g., so-called "shoulder surfing") using the technology described in co-pending US patent application number 09/249,043, “Method and Apparatus for Secure Entry of Access Codes in a Computer Environment,” which is incorporated herein by reference.

At step **230**, the issuer **110** binds the cardholder's public key and some or all of the
20 cardholder's payment particulars in a digital certificate, typically by encrypting the cardholder's public key and particular identifying information provided by the cardholder. The encryption key used for encrypting the cardholder’s payment particulars – called the domain key – is typically shared between the issuer proxy **110** and the bridge computer **130**, and may be either a symmetric key or an asymmetric encryption key. In one
25 embodiment, the domain key may be a public key associated with the bridge computer **130**, so that only the bridge computer **130** can decrypt the encrypted cardholder particulars (using a corresponding private key associated with the bridge computer **130**). In another embodiment, the domain key may be a symmetric encryption key that is shared by the issuer proxy **110** and the bridge computer **130**. In either case, the bridge computer will use
30 the domain key (actually, its private key counterpart, if asymmetric; or the domain key itself, if symmetric) to verify the binding, as will be described later in the section entitled

"Authorization." After the issuer proxy **110** combines the cardholder's public key with some or all of the cardholder's payment information and digitally signs the combination to create a digital certificate for the cardholder, the digital certificate for the cardholder is loaded into an electronic payment card for the cardholder. Of course, those skilled in the art will realize that many other types of binding can be used including, without limitation, offloading the signing to a trusted third party, or receiving (rather than creating) the digital certificate from the user (although such binding is less secure).

At step **240**, the issuer **110** sends and the cardholder's computer **100** receives the cardholder's electronic payment card, e.g., a piece of software that is downloaded to the cardholder's computer **100**. The electronic payment card (typically stored in a software wallet) may be further protected against unauthorized access via a PIN (preferably different from the PIN associated with the cardholder's conventional payment card) or other form of user access code. The access code may be protected against unauthorized detection by the above-mentioned procedures used to protect the private key PIN. (Indeed, if the two PINs are the same, private key access for digitally signing and electronic payment card access for transaction execution could be accessed via a single protocol.) Setting the access code (PIN) for the electronic payment card is preferably done when the electronic payment card is being created by the issuer **110**, but can also be done separately, e.g., when the cardholder first accesses his electronic payment card on the cardholder computer **100**.

Alternatively, if the cardholder wishes to be able to perform electronic transactions from a variety of locations, the cardholder's private key and/or electronic payment card may be stored at a credential server and downloaded on the fly by a roaming cardholder using a shared secret or challenge-response protocol. In the latter case, commercially available software such as Arcot WebFort from Arcot Systems, Inc., described at <http://www.arcot.com/products.html> and in co-pending U.S. patent application number 09/196,430, "Method and Apparatus for Secure Distribution of Authentication Credentials to Roaming Users," which is hereby incorporated by reference, may be used to effect the roaming functionality.

One advantage of this enrollment process is that the issuer's participation can be passive, in that the issuer proxy **110** can be operated by any trusted financial institution

that participates in the electronic payment system, and is not necessarily the bank or financial institution that issued the conventional payment card to the cardholder. This is important because it suffices that one well-recognized financial institution participates in the system. Furthermore, even the participation of this financial institution can be limited to establishing the issuer proxy **110** on the network for self-service access by the cardholder, and does not require mailings to the cardholder, or other physical interaction with the cardholder.

FIG. 2A illustrates an exemplary electronic payment card created using the preferred embodiment of the invention, in which the card contains: (a) the cardholder's digital certificate, comprising the cardholder's payment particulars, and his public key, portions of which are encrypted under the domain key; and (b) the cardholder's private key.

Point-of-sale Transaction between a Cardholder and a Merchant on the Computer Network

A cardholder uses his computer **100** to shop at a merchant's website at merchant's computer **120**. Referring now to FIG. 3, at step **300**, when the cardholder decides what goods or services he wants to buy, the merchant presents the cardholder with an electronic sales draft.

At step **310**, the cardholder elects to pay the sales draft using the cardholder's electronic payment card. At step **320**, a representation of the cardholder's electronic payment card may be displayed on the cardholder's computer **100**. If the cardholder chose to protect his electronic payment card with an access code, then at step **330** the cardholder unlocks and activates his electronic payment card. If the electronic payment card is protected with an access code, then the electronic payment card cannot be activated unless the correct access code is entered. The access code can be stored in a variety of locations including, without limitation, the cardholder's own memory, or a floppy disk, magnetic stripe card, smart card, or disk drive coupled to the cardholder's computer **100**. At step **340**, the cardholder's (activated) electronic payment card digitally signs the electronic sales draft that was presented to the cardholder in step **300** using the cardholder's private key. Optionally, the cardholder's electronic payment card can automatically fill in the information used by the sales draft. At step **350**, the cardholder's computer **100** sends the

digitally signed sales draft and the cardholder's digital certificate to the merchant's computer 120, where it is received by the merchant's computer 120.

Authorization

Referring now to FIG. 4, at step 400, the merchant's computer 120 sends, and the
5 bridge computer 130 receives, an authorization request from the merchant (seller). The authorization request includes the electronic sales draft with the cardholder's (buyer's) electronic signature and the cardholder's digital certificate. As mentioned above, in one embodiment of the invention, the cardholder's digital certificate includes the cardholder's verification key (public key) and an encrypted version of the cardholder's PIN for his
10 conventional payment card.

At step 410, the bridge computer 130 uses the cardholder's verification key to confirm (verify) that the cardholder's electronic signature on the sales draft was authorized by the cardholder (buyer). If the electronic signature is confirmed, then at step 420 the
15 bridge computer 130 extracts the encrypted version of the cardholder's PIN for his conventional payment card from the cardholder's digital certificate and decrypts the PIN using the private key associated with the domain key (if the PIN was asymmetrically encrypted) or the domain key itself (if the PIN was symmetrically encrypted). In this (or in some equivalent) fashion, the bridge computer 130 can verify the binding (of the payment particulars and the user's public key) that was performed by the issuer 110. The
20 bridge computer 130 uses the decrypted PIN to generate a conventional authorization request as is well-known to those skilled in the art of payment card transaction processing (see, e.g., Visa International Acquirer Services External Interface Specification, April 1 1999, EIS 1080 Version 5.8, available from Visa). The decrypted PIN may be re-encrypted with a key that is shared by the bridge computer 130 and the transaction processor
25 at payment gateway 140. Certain other particulars that are typically used for creating a conventional authorization request, such as the conventional payment card number, conventional credit card holder verification value 2 ("CVV2"), conventional cardholder name and address, or any other cardholder identification information, may also be extracted and decrypted from the cardholder's digital certificate.

Note that some types of conventional payment transactions do not necessarily use PINs, e.g., some conventional credit card transactions. For these transactions, after the bridge computer 130 verifies the cardholder's digital signature on the sales draft at step 410, the bridge computer 130 generates a conventional authorization request at step 420 without performing the PIN extraction and PIN decryption steps.

At step 430, the bridge computer 130 sends the conventional authorization request to the transaction processor at payment gateway 140. Using the information provided in the authorization request, the payment gateway 140 approves or denies the request and sends its authorization response back to the bridge computer 130.

In an alternative embodiment of the invention, the bridge computer 130 can be integrated into the payment gateway 140. Indeed, any combination of issuer proxy 110, bridge computer 130, and/or payment gateway 140 can be integrated together.

The bridge computer 130 receives from the payment gateway 140 either an approval or a disapproval of the authorization request. In either event, at step 440, the bridge computer 130 forwards the authorization response (approval or disapproval) to the merchant (seller) at the merchant's computer 120.

If the cardholder is making a debit transaction, then at step 450 the merchant's computer 120 sends a confirmation to the payment gateway 140 via the bridge computer 130.

One advantage of this authorization process is that there is minimal impact on the merchant. Another advantage is that the payment gateway 140 can interact with the legacy back-end systems 150 using conventional transaction processing methods. In other words, no changes are necessarily required to the back-end infrastructure.

In an alternate embodiment of the system, the bridge computer 130 can act in "stand-in" mode. Specifically, some financial institutions may choose not to receive the decrypted PIN from the cardholder's digital certificate, relying instead on the bridge computer's assertion that the cardholder's signature verified correctly. If the cardholder PIN was also verified at the issuer proxy 110 during enrollment, the risk of a fraudulent transaction may be deemed low. In such situations, the bridge computer 130 would assemble and transmit an authorization request without a PIN to the transaction processor at payment gateway 140.

In yet another embodiment of the system, the merchant can store a copy of the digital signature of the cardholder along with the sales draft. The bridge computer 130 would process the transaction assuming that the digital signature of the cardholder is valid. In the event that the cardholder disputes the transaction, the merchant must present the
5 stored copy of the sales draft and the cardholder's digital signature. The bridge computer 130 will verify the digital signature and, on the basis of the verification, determine whether the merchant should refund the amount of the transaction. An advantage of this embodiment is that the computational processing required at the bridge computer 130 is reduced. However, the merchant faces an increased risk of fraud.

10 In yet another embodiment of the system, a user who does not have a conventional credit or debit card (or who wants to get additional conventional payment cards), can be given the option of signing up for a conventional payment card during the electronic payment card enrollment process. The conventional payment card number that is given to this user can then be incorporated into the user's electronic payment card.

15 In yet another embodiment of the system, a user may choose to enroll his checking account to an electronic payment credential, rather than a debit or credit card. The user would identify himself via a variety of means at enrollment time, or may be given an activation code by his bank that he would use to identify himself for enrollment.

20 Although the preferred embodiments of this invention create an electronic payment card for conventional debit or credit cards or conventional checking accounts, the present invention enables a bridge to network payment for almost any conventional transaction system. For example, the present invention could also be used for secure electronic bill payment, person-to-person transactions, and electronic auction settlements.

25 The software described herein, for use by the various computers, is conveniently implemented using C, C++, Java, Javascript, HTML, or XML, running on Windows, Windows NT, Solaris, Unix, Linux, or Macintosh operating systems on virtually any computer platform. Moreover, those skilled in the art will readily appreciate that such software can be implemented using virtually any programming language, running on virtually any operating system on any computer platform.

30 The various embodiments described above should be considered as merely illustrative of the present invention. They are not intended to be exhaustive or to limit the

invention to the forms disclosed. Those skilled in the art will readily appreciate that still other variations and modifications may be practiced without departing from the general spirit of the invention set forth herein. Therefore, it is intended that the present invention be defined by the claims that follow.

What is claimed is:

1. A method for authenticating an electronic payment comprising:
 - (a) receiving from a seller an electronic sales draft including an electronic signature;
 - 5 (b) receiving from said seller a digital certificate associated with a buyer, said digital certificate including a verification key and an encrypted version of a personal identification number (PIN);
 - (c) using said verification key to verify that said electronic signature was authorized by said buyer;
 - 10 (d) extracting said encrypted version of said PIN from said digital certificate;
 - (e) decrypting said encrypted version of said PIN;
 - (f) generating, using said PIN, an authorization request;
 - (g) sending said authorization request for a PIN to a financial institution;
 - (h) receiving an approval of said authorization request from said financial
15 institution; and
 - (i) sending said approval to said seller.

2. A method for authorizing an electronic purchase in a networked computer environment, comprising the steps of:
 - 20 (a) receiving, from a merchant, a transaction authorization request including a digital certificate passed through said merchant from a user involved in said transaction,
 - (i) said digital certificate including a financial account datum associated with said user, at least a portion of which is confidential from
25 said merchant,
 - (ii) said digital certificate conveying a binding between at least a portion of said financial account datum and a public key of said user;
 - (b) verifying said binding using a cryptographic verification key associated with a trusted party performing said binding; and

- (c) using said financial account datum to authorize a transaction order digitally signed by said user with a private key corresponding to said public key.
3. The method of claim 2 where said digital certificate constitutes said binding.
 4. The method of claim 2 where said binding is embedded in said digital certificate.
 - 5 5. The method of claim 2 where said financial account datum includes a credit card number.
 6. The method of claim 2 where said financial account datum includes a debit card number.
 7. The method of claim 2 where said financial account datum includes a PIN.
 - 10 8. The method of claim 2 where said financial account datum includes a card verification value 2.
 9. The method of claim 2 where said financial account datum includes checking account information.
 10. The method of claim 2 where said binding is performed with a symmetric key shared between said trusted party and a party performing said verification step.
 - 15 11. The method of claim 2 where said binding is performed with an asymmetric key corresponding to said cryptographic verification key.
 12. The method of claim 2 where said binding is performed by an issuer of said digital certificate.

13. The method of claim 2 where said binding is performed by an issuer of said financial accounting datum.
14. The method of claim 2 where said digital certificate is protected with an access code known to said user.
- 5 15. A method for providing electronic payment capabilities to a user in a networked computer environment, comprising the steps of:
- (a) obtaining a financial account datum associated with said user;
 - (b) obtaining a public key associated with said user;
 - (c) obtaining a cryptographically assured binding of said public key to at least
10 a portion of said financial account datum,
 - (i) said binding being conveyed in a digital certificate for said user,
 - (ii) said digital certificate being usable by said user to conduct an electronic transaction involving said financial account datum; and
 - (d) transmitting said digital certificate to said user, enabling said user to
15 conduct said electronic transaction involving (i) a merchant from whom at least a portion of said financial account datum is kept confidential, and (ii) a transaction processor capable of verifying said binding using a cryptographic verification key associated with a trusted party performing said binding.
- 20 16. The method of claim 15 where said digital certificate constitutes said binding.
17. The method of claim 15 where said binding is embedded in said digital certificate.
18. The method of claim 15 where said financial account datum includes a credit card number.
- 25 19. The method of claim 15 where said financial account datum includes a debit card number.

20. The method of claim 15 where said financial account datum includes a PIN.
21. The method of claim 15 where said financial account datum includes a card verification value 2.
22. The method of claim 15 where said financial account datum includes checking
5 account information.
23. The method of claim 15 where said binding is performed with a symmetric key shared between said trusted party and said transaction processor.
24. The method of claim 15 where said binding is performed with an asymmetric key corresponding to said cryptographic verification key.
- 10 25. The method of claim 15 where said binding is performed by an issuer of said digital certificate.
26. The method of claim 15 where said binding is performed by an issuer of said financial account information.
- 15 27. The method of claim 15 further comprising the step, after step (a), of verifying said financial account datum.
28. The method of claim 15 where said digital certificate is protected with an access code known to said user.
29. The method of claim 15 where said digital certificate is stored at a credential server accessible to said user.
- 20 30. An apparatus for authorizing an electronic purchase in a networked computer environment, comprising:

- (a) a computer processor;
 - (b) a memory connected to said processor storing a program to control the operation of said processor;
 - (c) the processor operable with said program in said memory to:
 - (i) receive, from a merchant, a transaction authorization request, said request including a digital certificate passed through said merchant from a user involved in said transaction,
 - (1) said digital certificate including financial account datum associated with said user, at least a portion of which datum is confidential from said merchant,
 - (2) said digital certificate conveying a binding between at least a portion of said financial account datum and a public key of said user;
 - (ii) verify said binding using a cryptographic verification key associated with a trusted party performing said binding; and
 - (iii) use said financial account datum to authorize a transaction order digitally signed by said user with a private key corresponding to said public key.
31. The apparatus of claim 30 where said financial account datum includes a PIN.
- 20 32. The apparatus of claim 30 where said financial account datum includes a card verification value 2.
33. The apparatus of claim 30 where said binding is performed with an asymmetric key corresponding to said cryptographic verification key.
- 25 34. An apparatus for providing electronic payment capabilities to a user in a networked computer environment, comprising:
 - (a) a processor;

- (b) a memory connected to said processor storing a program to control the operation of said processor;
- (c) the processor operable with said program in said memory to:
- (i) obtain a financial account datum regarding said user,
 - 5 (ii) obtain a public key associated with said user,
 - (iii) obtain a cryptographically assured binding of said public key to at least a portion of said financial account datum,
 - (1) said binding being conveyed in a digital certificate for said user,
 - 10 (2) said digital certificate being usable by said user to conduct an electronic transaction involving said financial account datum, and
 - (iv) transmit said digital certificate to said user, enabling said user to conduct said electronic transaction involving (1) a merchant from whom at least a portion of said financial account datum is kept
15 confidential, and (2) a transaction processor capable of verifying said binding using a cryptographic verification key associated with a trusted party performing said binding.

35. The apparatus of claim 34 where said financial account datum includes a PIN.

20 36. The apparatus of claim 34 where said financial account datum includes a card verification value 2.

37. The apparatus of claim 34 where said binding is performed with an asymmetric key corresponding to said cryptographic verification key.

25 38. A computer-readable storage medium encoded with processing instructions for implementing a method for authorizing an electronic purchase in a networked computer environment, said processing instructions for directing a computer to perform the steps of:

- (a) receiving, from a merchant, a transaction authorization request, said request including a digital certificate passed through said merchant from a user involved in said transaction,
- 5 (i) said digital certificate including a financial account datum associated with said user, at least a portion of which datum is confidential from said merchant,
- (ii) said digital certificate conveying a binding between at least a portion of said financial account datum and a public key of said user;
- 10 (b) verifying said binding using a cryptographic verification key associated with a trusted party performing said binding; and
- (c) using said financial account datum to authorize a transaction order digitally signed by said user with a private key corresponding to said public key.
39. The computer-readable medium of claim 38 where said financial account datum includes a PIN.
- 15 40. The computer-readable medium of claim 38 where said financial account datum includes a card verification value 2.
41. The computer-readable medium of claim 38 where said binding is performed with an asymmetric key corresponding to said cryptographic verification key.
42. A computer-readable storage medium encoded with processing instructions for
20 implementing a method for providing electronic payment capabilities to a user in a networked computer environment, said processing instructions for directing a computer to perform the steps of:
- (a) obtaining a financial account datum regarding said user;
- (b) obtaining a public key associated with said user;
- 25 (c) obtaining a cryptographically assured binding of said public key to at least a portion of said financial account datum,
- (i) said binding being conveyed in a digital certificate for said user,

- (ii) said digital certificate being usable by said user to conduct an electronic transaction involving said financial account datum; and
- (d) transmitting said digital certificate to said user, enabling said user to conduct said electronic transaction involving (i) a merchant from whom at least a portion of said financial account datum is kept confidential, and (ii) a transaction processor capable of verifying said binding using a cryptographic verification key associated with a trusted party performing the said binding.

5

10

43. The computer-readable medium of claim 42 where said financial account datum includes a PIN.

44. The computer-readable medium of claim 42 where said financial account datum includes a card verification value 2.

45. The computer-readable medium of claim 42 where said binding is performed with an asymmetric key corresponding to said cryptographic verification key.

15

46. A digital certificate for use in an electronic payment transaction in a networked computer environment, comprising:

20

- (a) a financial account datum associated with a user, at least a portion of which datum is confidential from a merchant involved in said payment transaction;

- (b) a cryptographically assured binding of a public key associated with said user to at least a portion of said financial account datum, said binding having been generated with a cryptographic verification key associated with a trusted party performing said binding;

25

- (c) said digital certificate configured for use by a transaction processor to:

- (i) verify said binding using a cryptographic verification key associated with said trusted party, and

- (ii) access said financial account datum to authorize a transaction order digitally signed with said user's private key corresponding to said public key.

- 5 47. The digital certificate of claim 46 where said digital certificate constitutes said binding.
48. The digital certificate of claim 46 where said binding is embedded in said digital certificate.
49. The digital certificate of claim 46 where said financial account datum includes a credit card number.
- 10 50. The digital certificate of claim 46 where said financial account datum includes a debit card number.
51. The digital certificate of claim 46 where said financial account datum includes a PIN.
- 15 52. The digital certificate of claim 46 where said financial account datum includes a card verification value 2.
53. The digital certificate of claim 46 where said financial account datum includes checking account information.
54. The digital certificate of claim 46 where said binding is performed with a symmetric key shared between said trusted party and said transaction processor.
- 20 55. The digital certificate of claim 46 where said binding is performed with an asymmetric key corresponding to said cryptographic verification key.

56. The digital certificate of claim 46 where said binding is performed by an issuer of said digital certificate.
57. The digital certificate of claim 46 where said binding is performed by an issuer of said financial account datum.
- 5 58. The digital certificate of claim 46 where said digital certificate is protected with an access code known to said user.

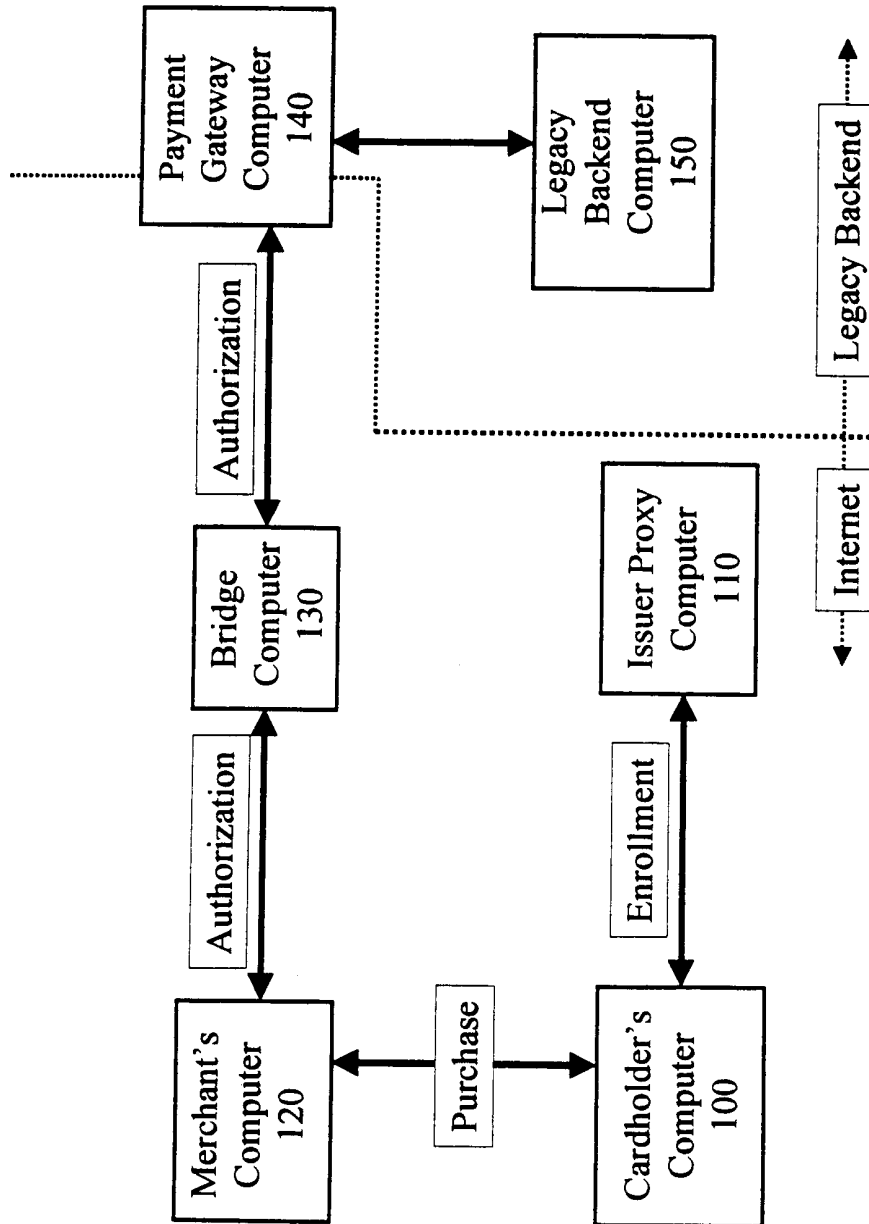


FIG. 1

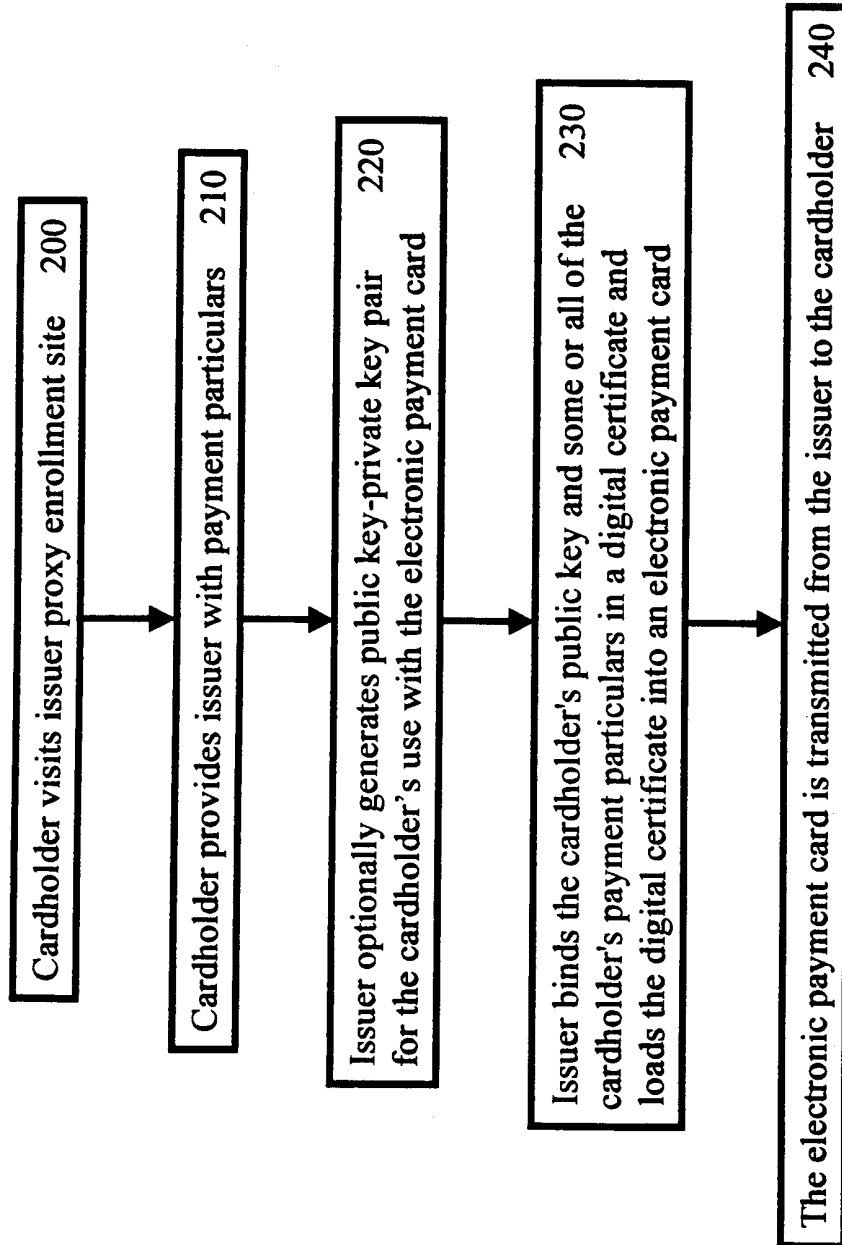


FIG. 2

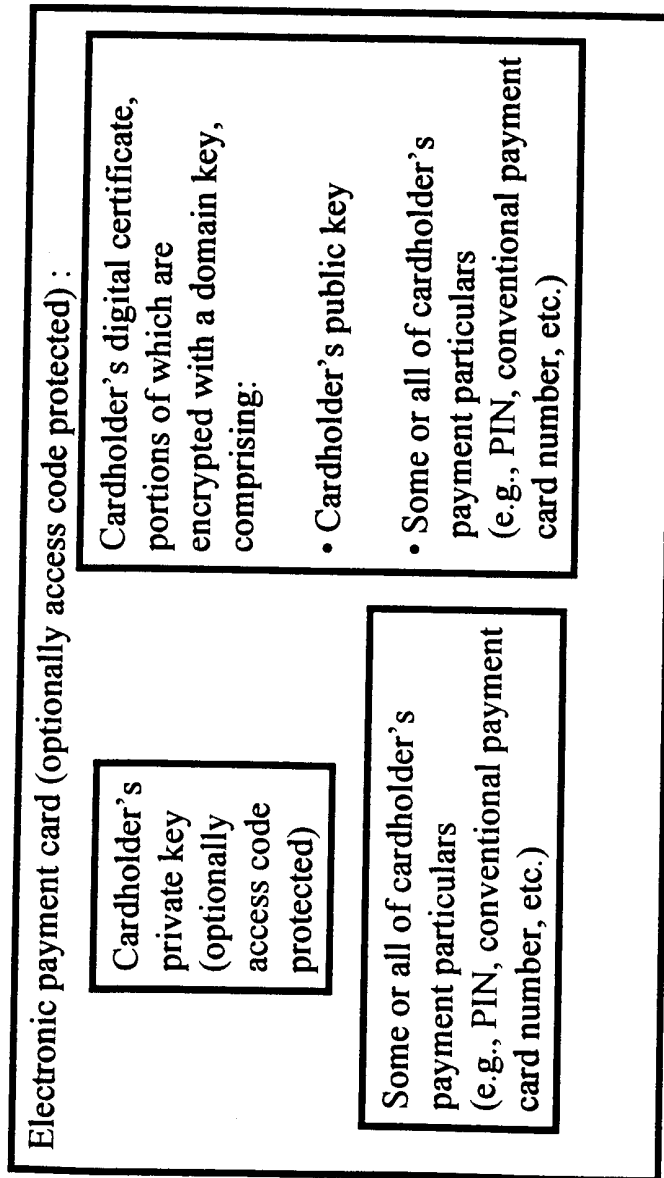


FIG. 2A

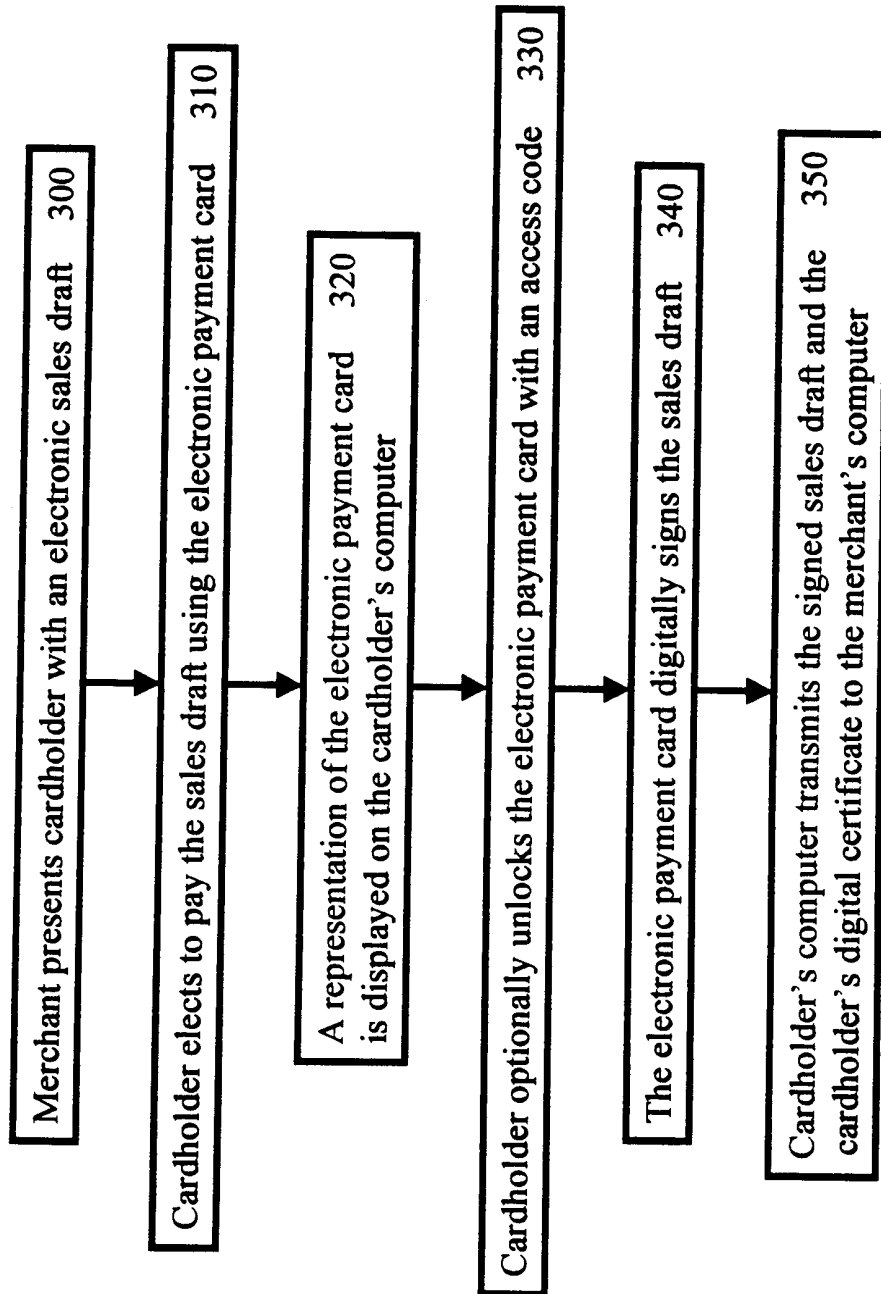


FIG. 3

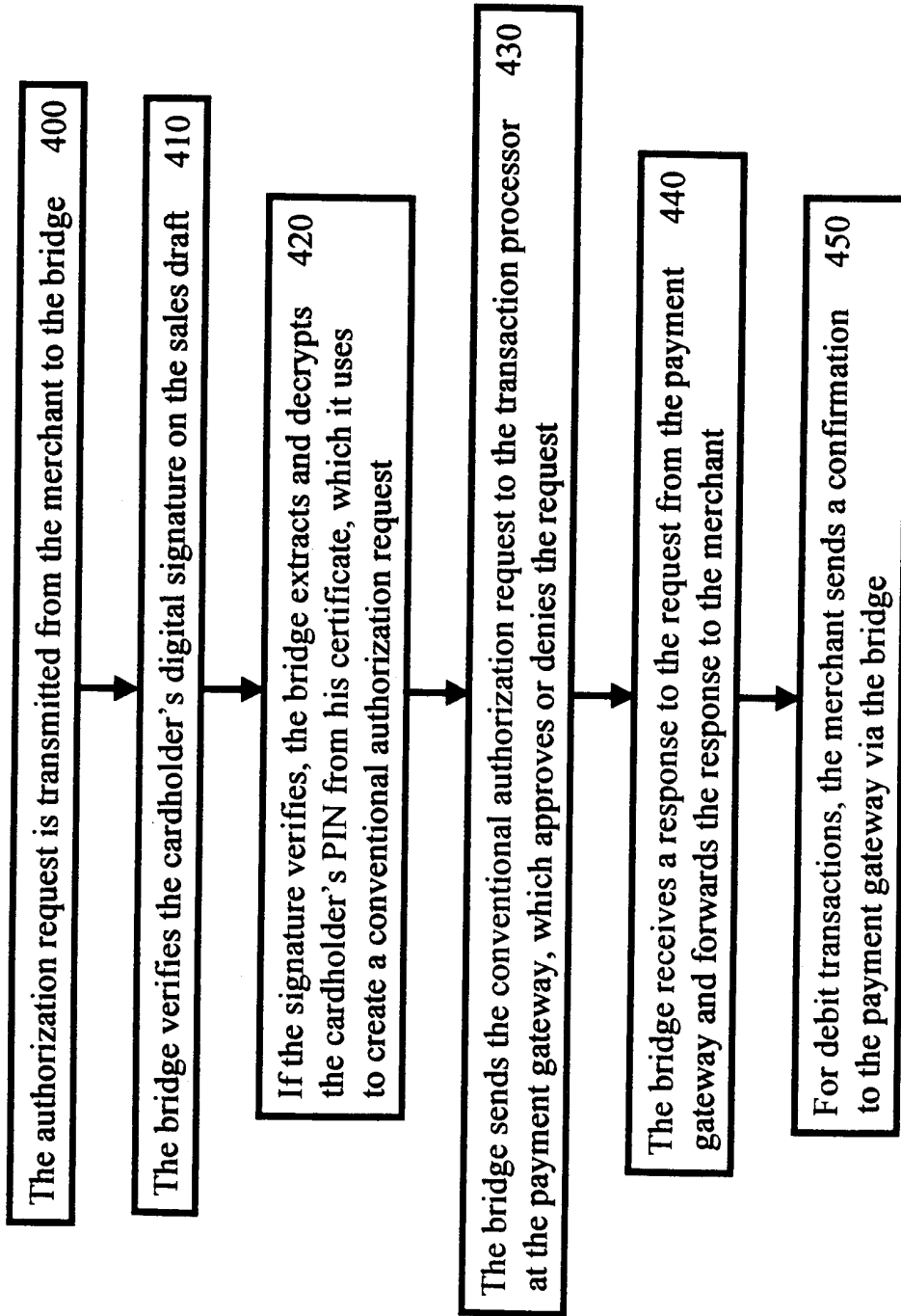


FIG. 4