



US00D856411S

(12) **United States Design Patent**
Kamiya et al.

(10) **Patent No.:** **US D856,411 S**

(45) **Date of Patent:** **** Aug. 13, 2019**

(54) **ELECTRONIC CALCULATOR WITH
PRINTER**

(71) Applicant: **CASIO KEISANKI KABUSHIKI
KAISHA**, Shibuya-ku, Tokyo (JP)

(72) Inventors: **Susumu Kamiya**, Kanagawa (JP);
Kazuhito Sakaguchi, Kanagawa (JP)

(73) Assignee: **CASIO KEISANKI KABUSHIKI
KAISHA**, Tokyo (JP)

(**) Term: **15 Years**

(21) Appl. No.: **29/618,546**

(22) Filed: **Sep. 21, 2017**

(51) **LOC (12) Cl.** **18-01**

(52) **U.S. Cl.**
USPC **D18/7; D18/2**

(58) **Field of Classification Search**
USPC D18/6-11, 1, 2, 12, 4.1, 4.2, 50, 14, 19,
D18/54, 54.1, 12.3; D14/300, 341, 343,
D14/345, 346, 390; D10/97, 103
CPC G06F 15/00; G06F 15/02; G06F 15/021;
G06F 15/0216; G06F 15/0225; G06F
15/0233; G06F 15/025; G06F 3/02; G06F
3/0227; G06G 3/00; G06G 3/02; G06G
3/04; G06K 7/0065; G06C 7/02; B41J
3/4075; B41J 3/44; B41J 3/445; B41J
7/02; B41J 15/042

See application file for complete search history.

(56) **References Cited**

U.S. PATENT DOCUMENTS

D200,451 S *	2/1965	Suhr et al.	D18/7
D203,141 S *	12/1965	Yagura	D18/11
D223,612 S *	5/1972	Kashiwagi	D18/7
D227,471 S *	6/1973	Yamamoto	D18/7
D232,833 S *	9/1974	Kitai et al.	D18/7
D233,154 S *	10/1974	Saito	D18/7
D239,835 S *	5/1976	Ishida	D18/7
D241,750 S *	10/1976	Frakes et al.	D18/7

D242,549 S *	11/1976	Nishima et al.	D18/7
D247,198 S *	2/1978	Ohie	D18/7
D248,695 S *	7/1978	Kurosu	D18/7
D255,126 S *	5/1980	Ohie	D18/7
D255,245 S *	6/1980	Yoshioka	D18/7
D256,699 S *	9/1980	Kitai	D18/7

(Continued)

OTHER PUBLICATIONS

Electronic calculators. (Design -©Questel) orbit.com.[online PDF]
18 pgs. Print Dates Range Jul. 27, 2016 through May 16, 2018.
[Retrieved on Dec. 31, 2018] <https://sobjprd.questel.fr/export/QPTUJ214/pdf2/4ed01578-a782-4fa6-9d9b-8e501610740f-192553.pdf>.*

Primary Examiner — Marie D. Fast Horse

(74) *Attorney, Agent, or Firm* — Holtz, Holtz & Volek PC

(57) **CLAIM**

The ornamental design for an electronic calculator with printer, as shown and described.

DESCRIPTION

FIG. 1 is a reduced-scale front, right side, bottom perspective view of an electronic calculator with printer showing our new design;

FIG. 2 is a front elevational view thereof;

FIG. 3 is a rear elevational view thereof;

FIG. 4 is a left side view thereof;

FIG. 5 is a right side view thereof;

FIG. 6 is a top plan view thereof;

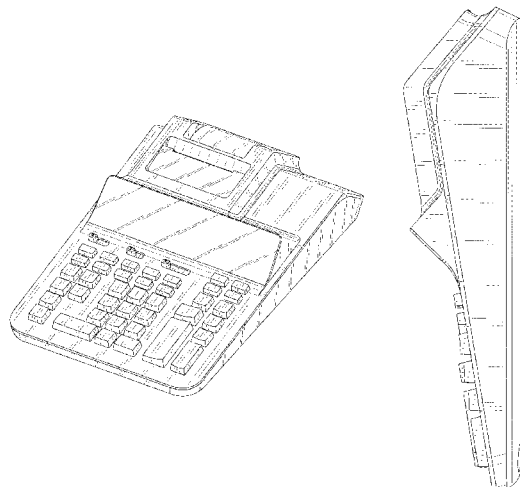
FIG. 7 is a bottom plan view thereof; and,

FIG. 8 is another perspective view thereof, shown in use with an environmental paper roll support.

The broken line in FIG. 6 depicts a portion of the electronic calculator with printer that forms no part of the claimed design.

The broken lines showing the additional paper roll support in FIG. 8 depicts environmental structure only and forms no part of the claimed design.

1 Claim, 7 Drawing Sheets



(56)

References Cited

U.S. PATENT DOCUMENTS

D256,700	S *	9/1980	Ohie	D18/7
D261,398	S *	10/1981	Hirata	D18/7
D263,968	S *	4/1982	Hirata	D18/7
D269,279	S *	6/1983	Hirooka	D18/7
D273,199	S *	3/1984	Sawada	D18/7
D275,768	S *	10/1984	Sawada	D18/7
D275,964	S *	10/1984	Bellini	D18/7
D276,625	S *	12/1984	Kikuchi	D18/7
D279,104	S *	6/1985	Satake	D18/2
D279,108	S *	6/1985	Sawada	D18/7
D279,110	S *	6/1985	Takahashi	D18/2
D279,188	S *	6/1985	Satake	D14/332
D280,418	S *	9/1985	Hayashi	D18/7
D280,832	S *	10/1985	Mineta	D18/7
D281,854	S *	12/1985	Grabovac	D10/122
D281,886	S *	12/1985	Sawada	D18/7
D284,288	S *	6/1986	Satake	D18/7
D286,056	S *	10/1986	Kikuchi	D18/7
D288,445	S *	2/1987	Sylvester	D14/339
D290,374	S *	6/1987	Yubisui	D18/7
D291,325	S *	8/1987	Yubisui	D18/7
D293,689	S *	1/1988	Yubisui	D18/7
D294,280	S *	2/1988	Yubisui	D18/7
D294,370	S *	2/1988	Yubisui	D18/7
4,772,146	A *	9/1988	Saito	B41J 11/08 400/613.1
D303,677	S *	9/1989	Yubisui	D18/7
D303,982	S *	10/1989	Matsuoka	D18/7
D306,743	S *	3/1990	Onumata	D18/7
D308,391	S *	6/1990	Sakaguchi	D18/7
D308,532	S *	6/1990	Sakaguchi	D18/7
D308,533	S *	6/1990	Sakaguchi	D18/7
D308,985	S *	7/1990	Sawada	D18/7
D308,986	S *	7/1990	Sereika	D18/11
D309,470	S *	7/1990	Sakaguchi	D18/7
D309,471	S *	7/1990	Perelli	D18/11
D309,629	S *	7/1990	Sereika	D18/11
D315,358	S *	3/1991	Yubisui	D18/2
D315,572	S *	3/1991	Sakaguchi	D18/2
D317,778	S *	6/1991	Onumata	D18/7
5,156,477	A *	10/1992	Hasegawa	B41J 11/08 400/613.1
D349,722	S *	8/1994	Miyahara	D18/7
D349,917	S *	8/1994	Tsuchida	D18/2
D349,918	S *	8/1994	Tsuchida	D18/2
D373,783	S *	9/1996	Ota	D18/7
D433,056	S *	10/2000	Tamaki	D18/7
D441,008	S *	4/2001	Matsuda	D18/7
D442,618	S *	5/2001	Tamaki	D18/7
D458,294	S *	6/2002	Makidera	D18/7
D459,384	S *	6/2002	Ohki	D18/7
D468,341	S *	1/2003	Nishida	D18/7
D546,376	S *	7/2007	Ono	D18/7
D546,377	S *	7/2007	Ono	D18/7
D568,380	S *	5/2008	Ono	D18/7
D806,784	S *	1/2018	Sugioka	D18/7

* cited by examiner

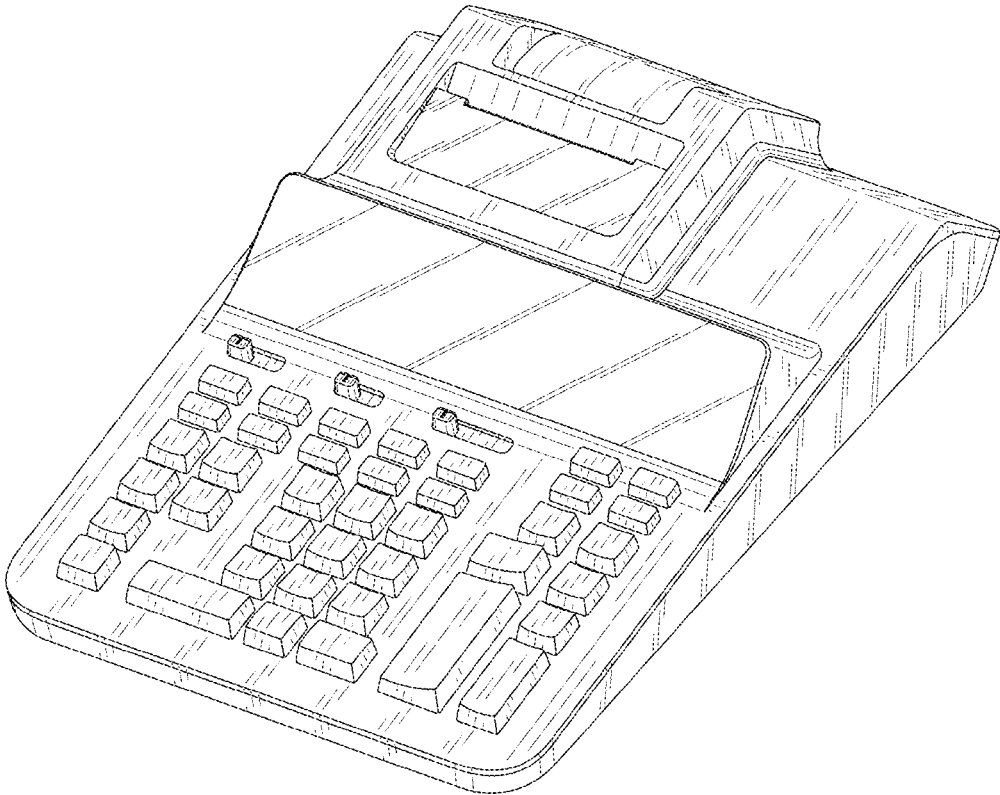


FIG. 1

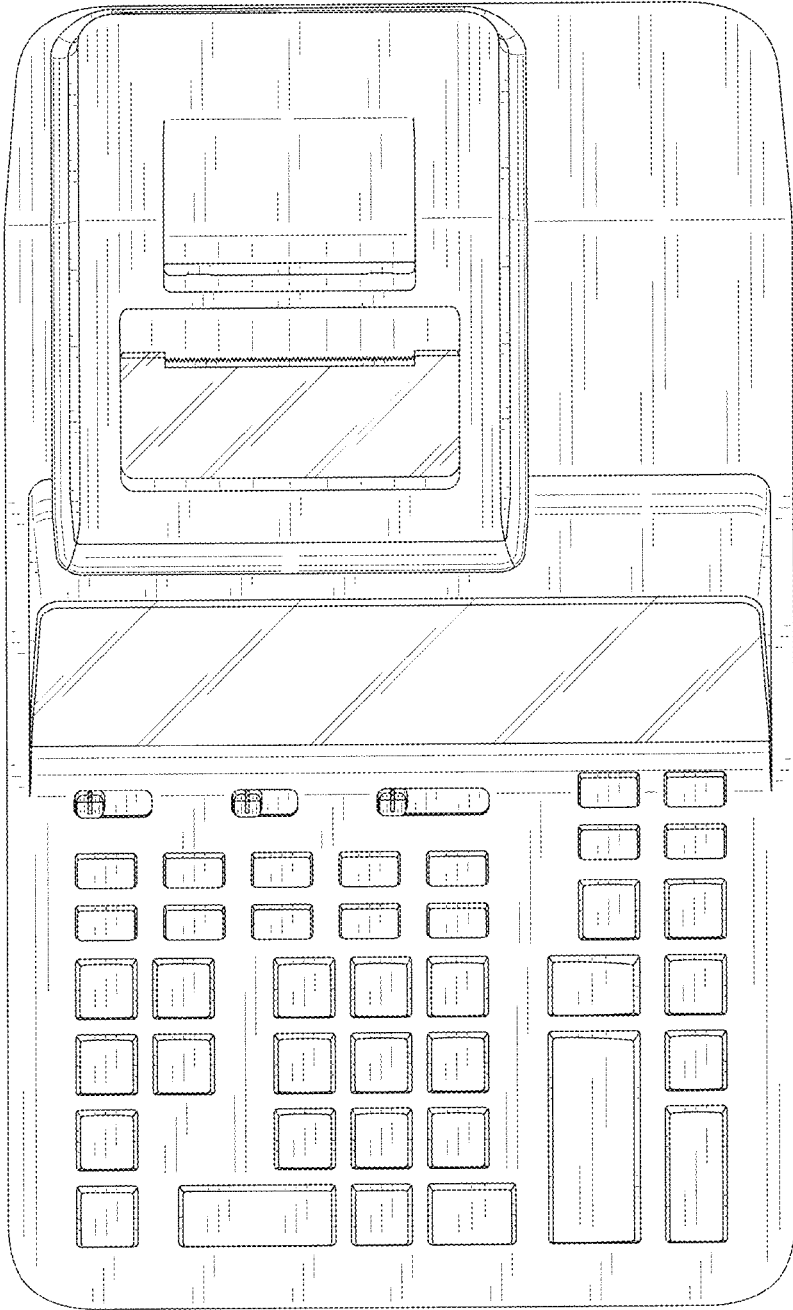


FIG. 2




FIG. 3

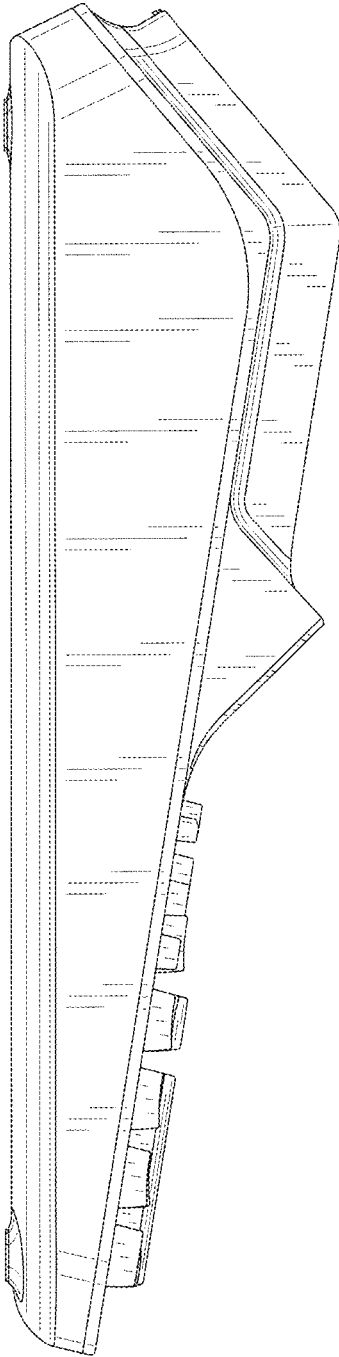


FIG. 4

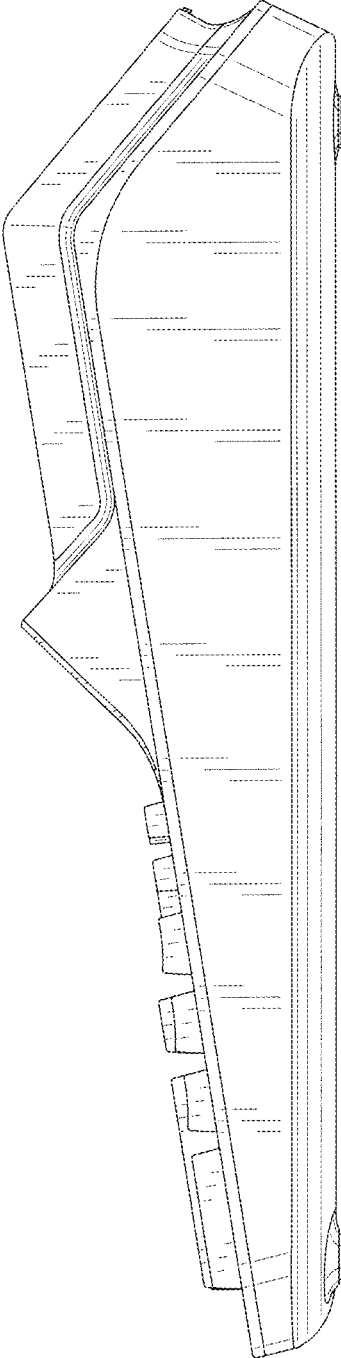


FIG. 5

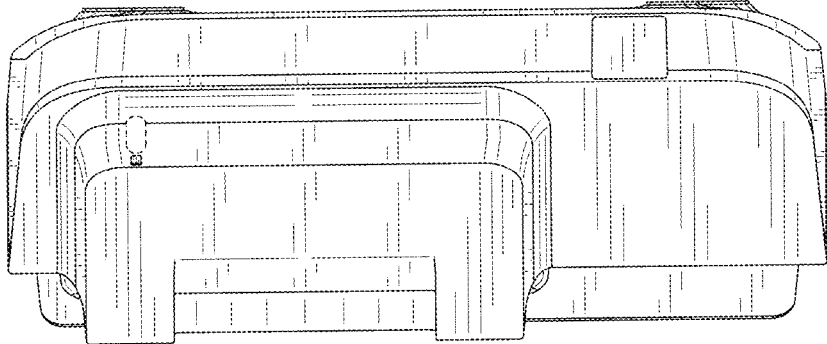


FIG. 6

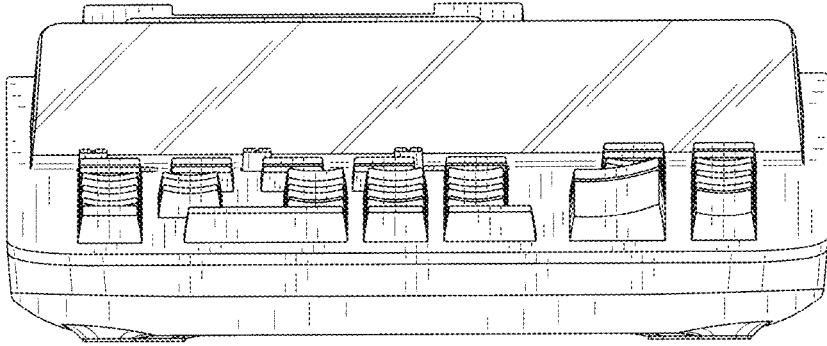


FIG. 7

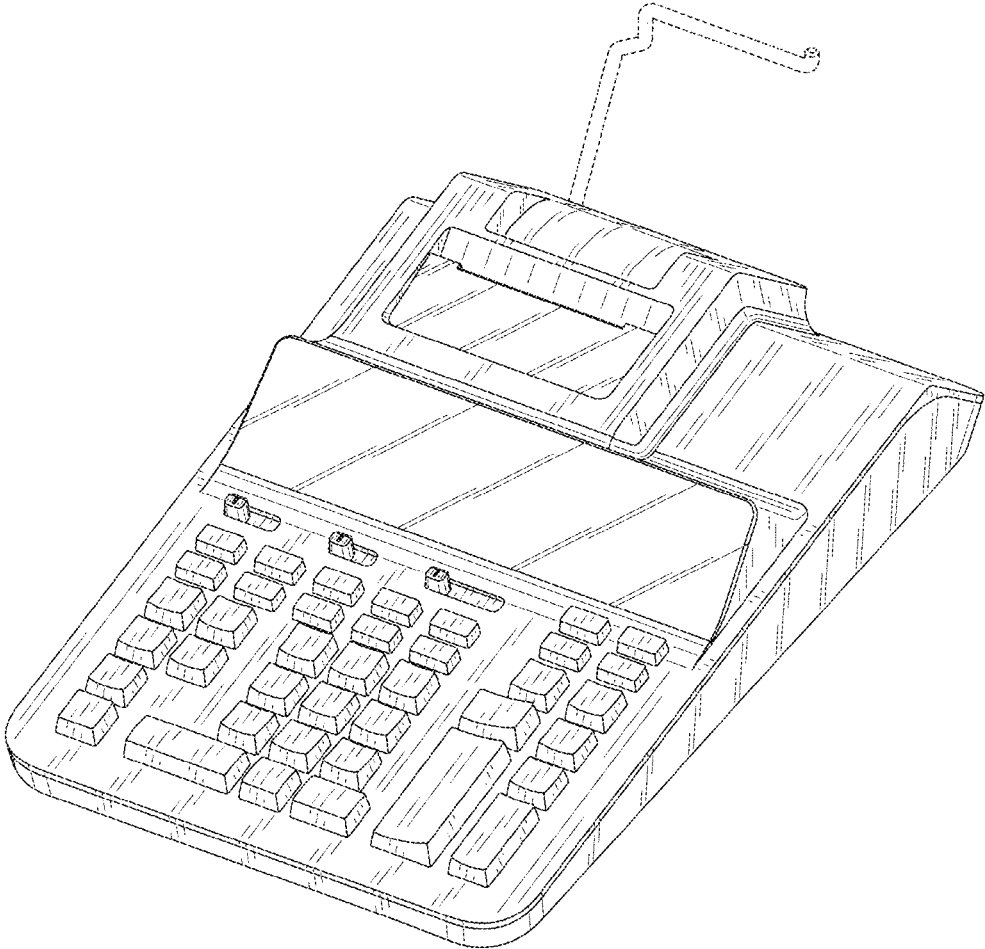


FIG. 8