



US00D343937S

United States Patent [19]

[11] Patent Number: **Des. 343,937**

Wooten et al.

[45] Date of Patent: **** Feb. 1, 1994**

[54] SPITTOON

[56] **References Cited**

U.S. PATENT DOCUMENTS

[76] Inventors: **Euell E. Wooten; Debora L. Wooten,**
both of Rte. 1 Box 2, Simms, Tex.
75574

D. 55,130 5/1920 Koken D34/2
D. 277,535 2/1985 Langer et al. D7/536
D. 287,920 1/1987 Lanier D7/624

Primary Examiner—Terry A. Wallace
Attorney, Agent, or Firm—S. Michael Bender

[**] Term: **14 Years**

[57] **CLAIM**

The ornamental design for the spittoon, as shown and described.

[21] Appl. No.: **683,742**

DESCRIPTION

[22] Filed: **Apr. 10, 1991**

FIG. 1 is a front elevational view of the spittoon showing our new design;

[52] U.S. Cl. **D34/2; D7/608**

FIG. 2 is a rear elevational view thereof;

[58] Field of Search **D7/509-513,**

FIG. 3 is a left side elevational view thereof;

D7/536, 619, 624-625; 62/457.1; 211/74, 75,

FIG. 4 is a right side elevational view thereof;

88; 215/100 R, 100.5; 248/346.1; 4/258, 285;

FIG. 5 is a top plan view thereof;

FIG. 6 is a bottom plan view thereof; and,

D34/2

FIG. 7 is a perspective view thereof.




FIG. 1




FIG. 2




FIG. 3

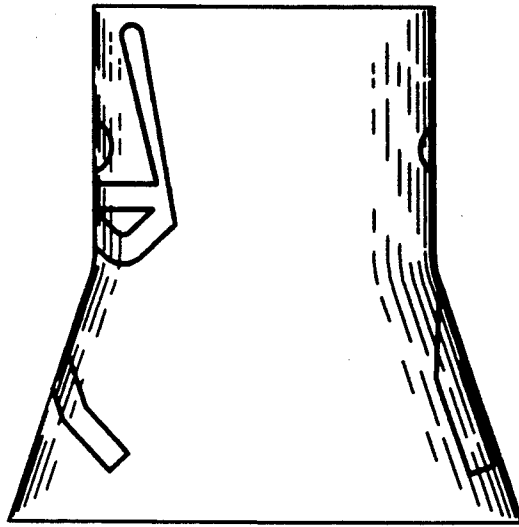


FIG. 4

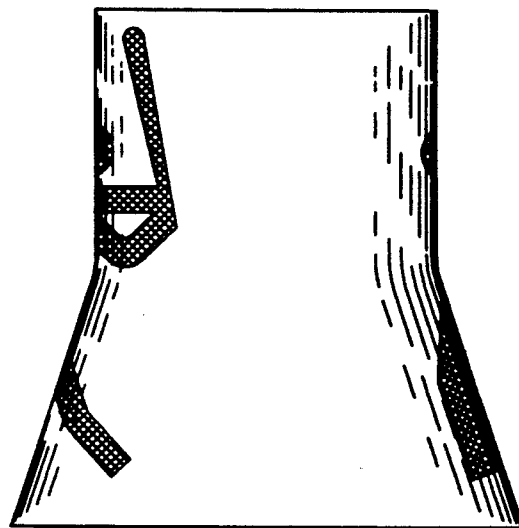


FIG. 5

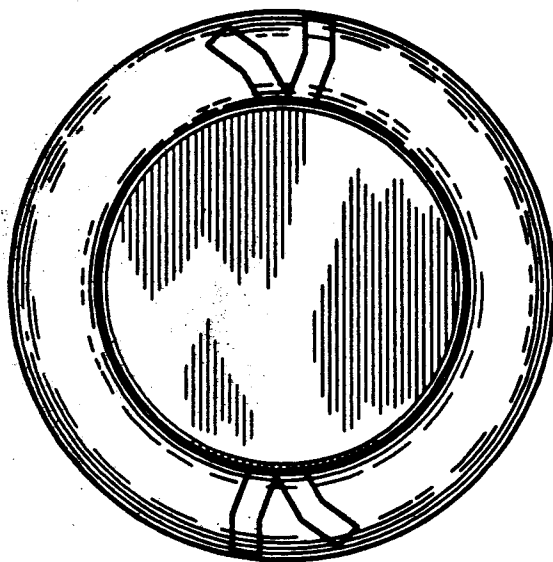


FIG. 6

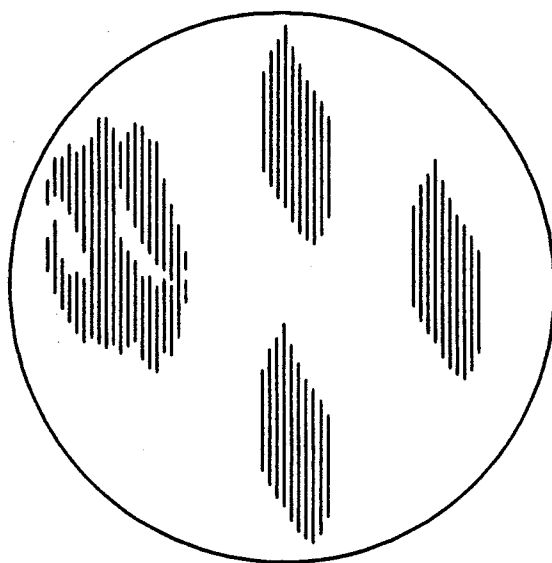


FIG. 7

