



US00D407316S

**United States Patent** [19]  
**Zaksenberg**

[11] **Patent Number: Des. 407,316**  
[45] **Date of Patent: \*\*Mar. 30, 1999**

- [54] **CONTAINER**
- [75] Inventor: **Issac Zaksenberg**, Scotch Plains, N.J.
- [73] Assignee: **Colgate-Palmolive Company**, New York, N.Y.
- [\*\*] Term: **14 Years**
- [21] Appl. No.: **91,757**
- [22] Filed: **Aug. 5, 1998**
- [51] **LOC (6) Cl.** ..... **09-01**
- [52] **U.S. Cl.** ..... **D9/523; D9/529; D9/543; D9/552**
- [58] **Field of Search** ..... **D9/523, 529, 526, D9/543, 552, 565, 537, 540, 530; 215/382, 383, 384; 222/206, 210, 212, 213, 215**

D. 387,673 12/1997 Crawford ..... D9/523

*Primary Examiner*—Lucy Lieberman  
*Attorney, Agent, or Firm*—Michael McGreal

[57] **CLAIM**


The ornamental design for a container, as shown and described.


**DESCRIPTION**

FIG. 1 is a perspective view of my design of a container;  
 FIG. 2 is a front elevation view thereof;  
 FIG. 3 is a rear elevation view thereof;  
 FIG. 4 is a right side elevation view thereof;  
 FIG. 5 is a left side elevation view thereof;  
 FIG. 6 is a top plan view thereof;  
 FIG. 7 is a bottom plan view thereof;  
 FIG. 8 is a perspective view of my design for a container with the lid open;  
 FIG. 9 is a front elevation view thereof;  
 FIG. 10 is a rear elevation view thereof;  
 FIG. 11 is a right side elevation view thereof;  
 FIG. 12 is a left side elevation view thereof;  
 FIG. 13 is a top plan view thereof; and,  
 FIG. 14 is a bottom plan view thereof.

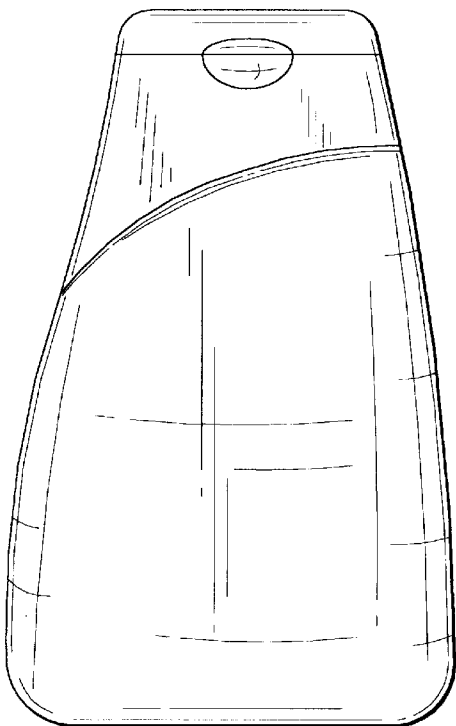
- [56] **References Cited**
- U.S. PATENT DOCUMENTS**
- D. 209,474 12/1967 Stern ..... D9/543
- D. 256,431 8/1980 Campbell et al. .... D9/523
- D. 265,887 8/1982 Weckman ..... D9/523
- D. 271,856 12/1983 Suhajda et al. .... D9/523
- D. 287,227 12/1986 Turnbull ..... D9/523
- D. 302,385 7/1989 Weiler ..... D9/529

**1 Claim, 4 Drawing Sheets**

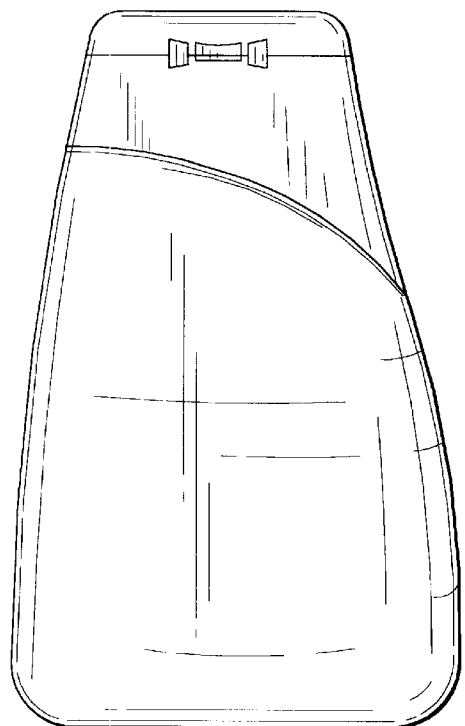




*FIG. 1*



*FIG. 2*



*FIG. 3*

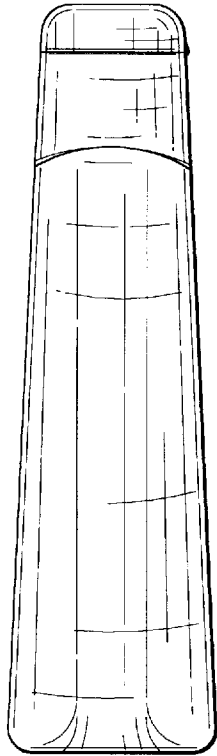


FIG. 4

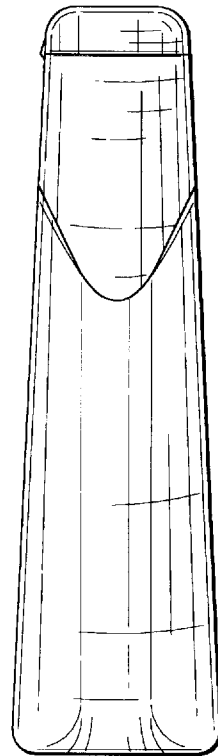


FIG. 5

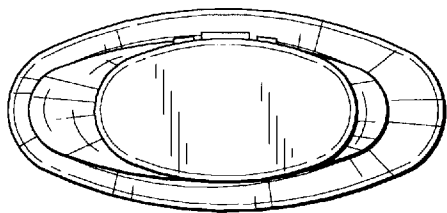


FIG. 6

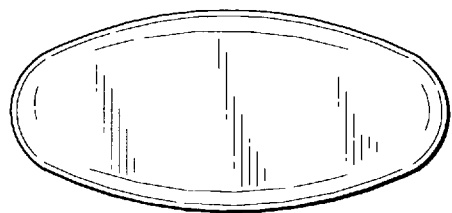


FIG. 7

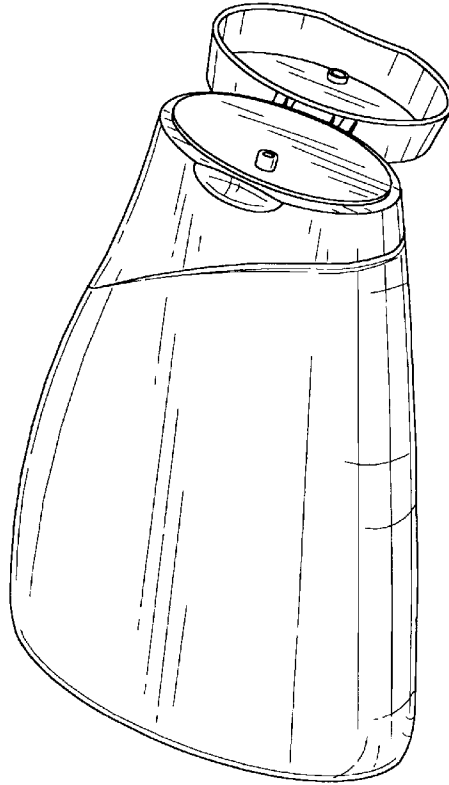


FIG. 8

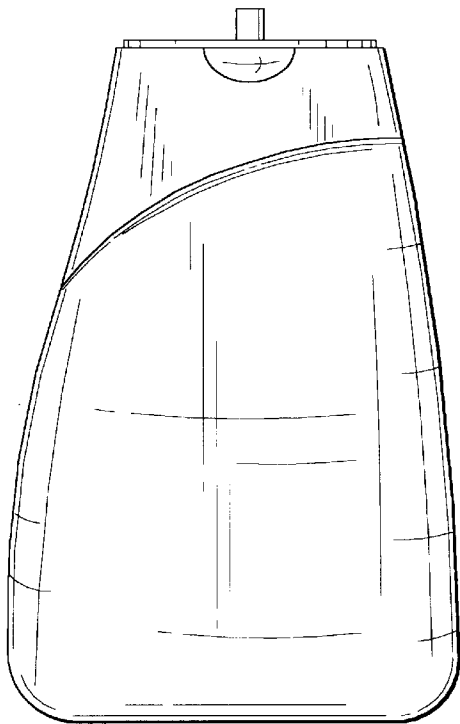


FIG. 9

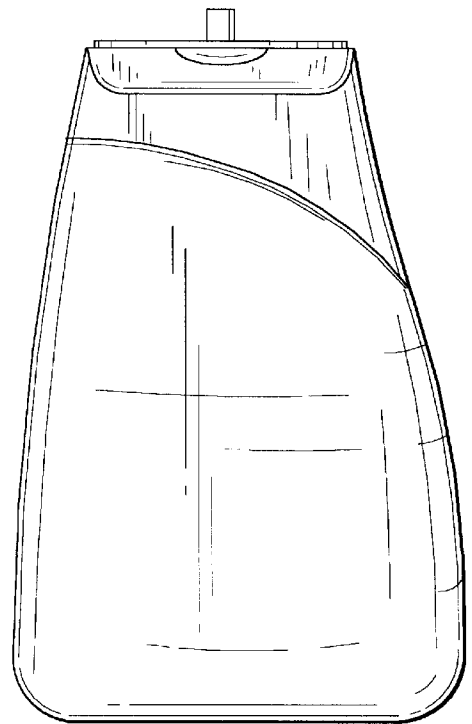


FIG. 10

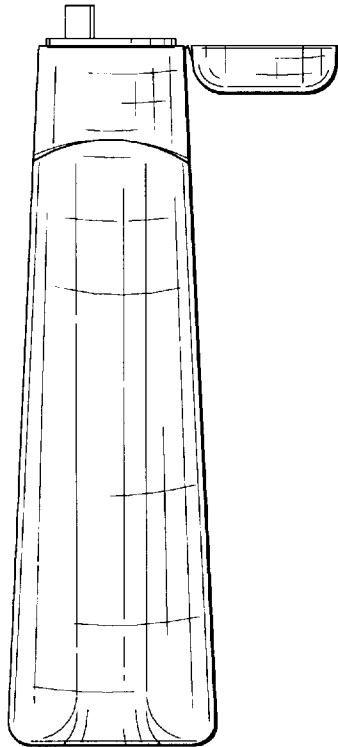


FIG. 11

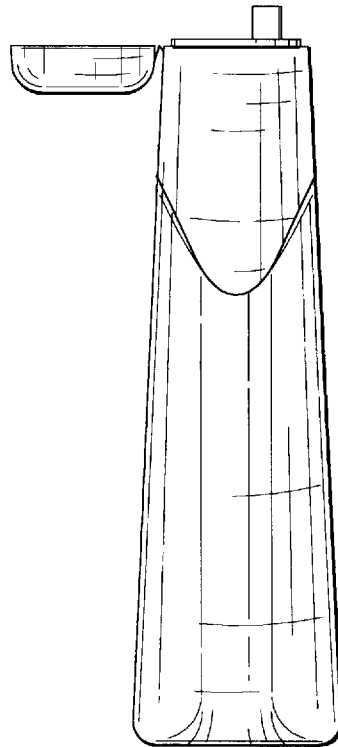


FIG. 12

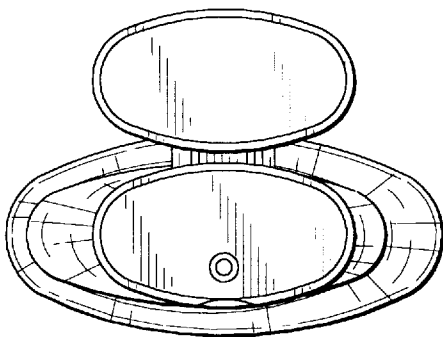


FIG. 13

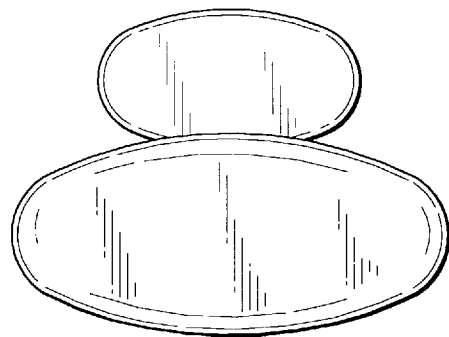


FIG. 14