United States Patent [19]

Chamberlain et al.

[11] **Des. 259,343**

[45] ** **May 26, 1981**

[54] **CATHODE RAY TUBE DISPLAY DEVICE**

[75] Inventors: **Edward Chamberlain**, Chandlers Ford; **Nicholas M. Leon**; **Michael H. Sharp**, both of Winchester, all of England

[73] Assignee: **International Business Machines Corporation**, Armonk, N.Y.

[**] Term: **14 Years**

[21] Appl. No.: **892,068**

[22] Filed: **Mar. 31, 1978**

[30] **Foreign Application Priority Data**

Oct. 18, 1977 [GB] United Kingdom 981960/77

[51] **Int. Cl.** ..... **D14—02**

[52] **U.S. Cl.** **D14/45**

[58] **Field of Search** ..... D14/40–51; D13/40, 41; 353/74–78, 119; 358/254, 255; 312/7 TV; 128/710, 712

[56] **References Cited**

U.S. PATENT DOCUMENTS

D. 201,438	6/1965	Levin	D13/41
D. 212,332	10/1968	Brown	D14/49
D. 237,976	12/1975	Wolfe	D14/43
D. 250,020	10/1978	Pycha	D14/43

Primary Examiner—Peter Feldman

Attorney, Agent, or Firm—Frederick D. Poag

[57] **CLAIM**

The ornamental design for a cathode ray tube display device, substantially as shown and described.

DESCRIPTION

FIG. **1** is a front and left side perspective view of a cathode ray tube display device showing our new design;

FIG. **2** is a rear, top, and right side perspective view of FIG. **1**;

FIG. **3** is a top and right side perspective view of FIG. **1**.

The undisclosed portions of the bottom are unornamented.

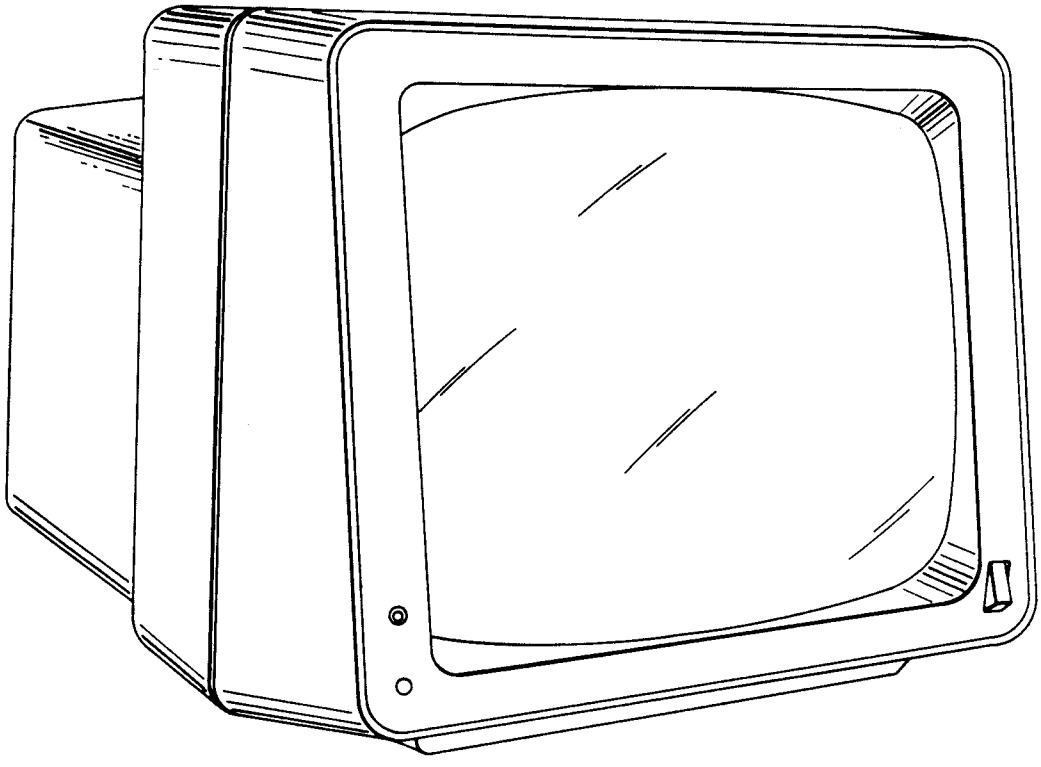

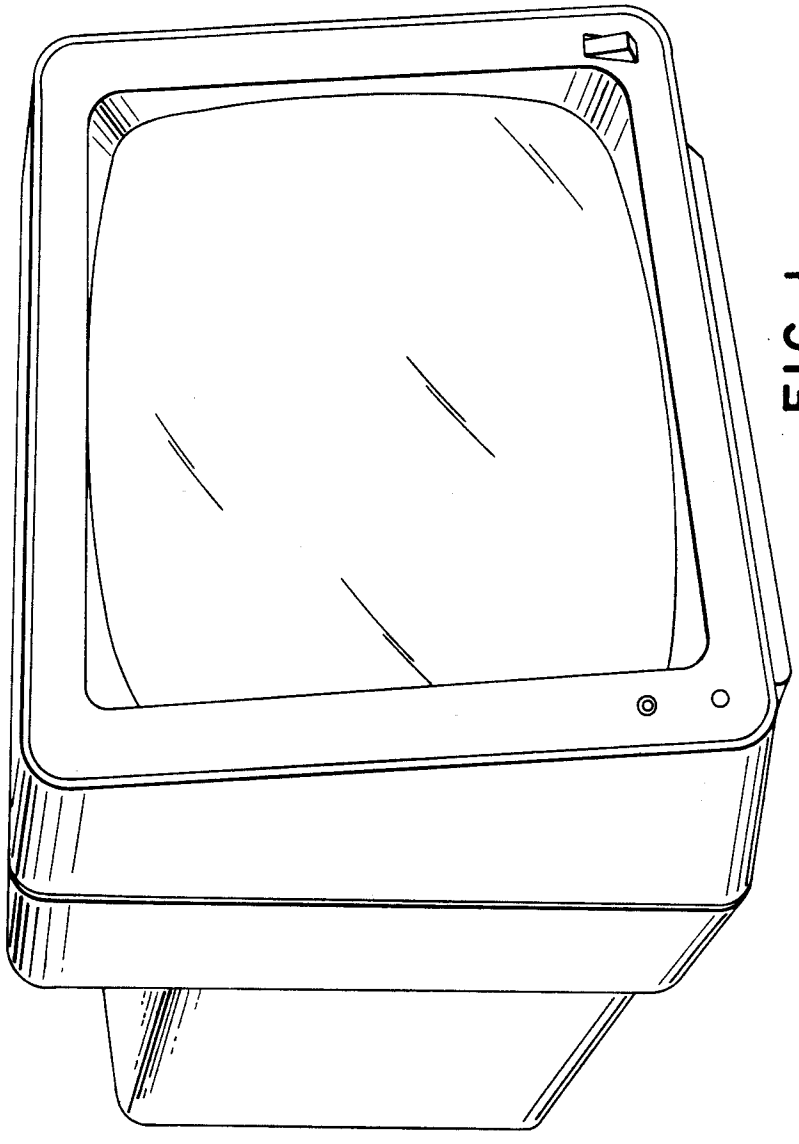

FIG. 1

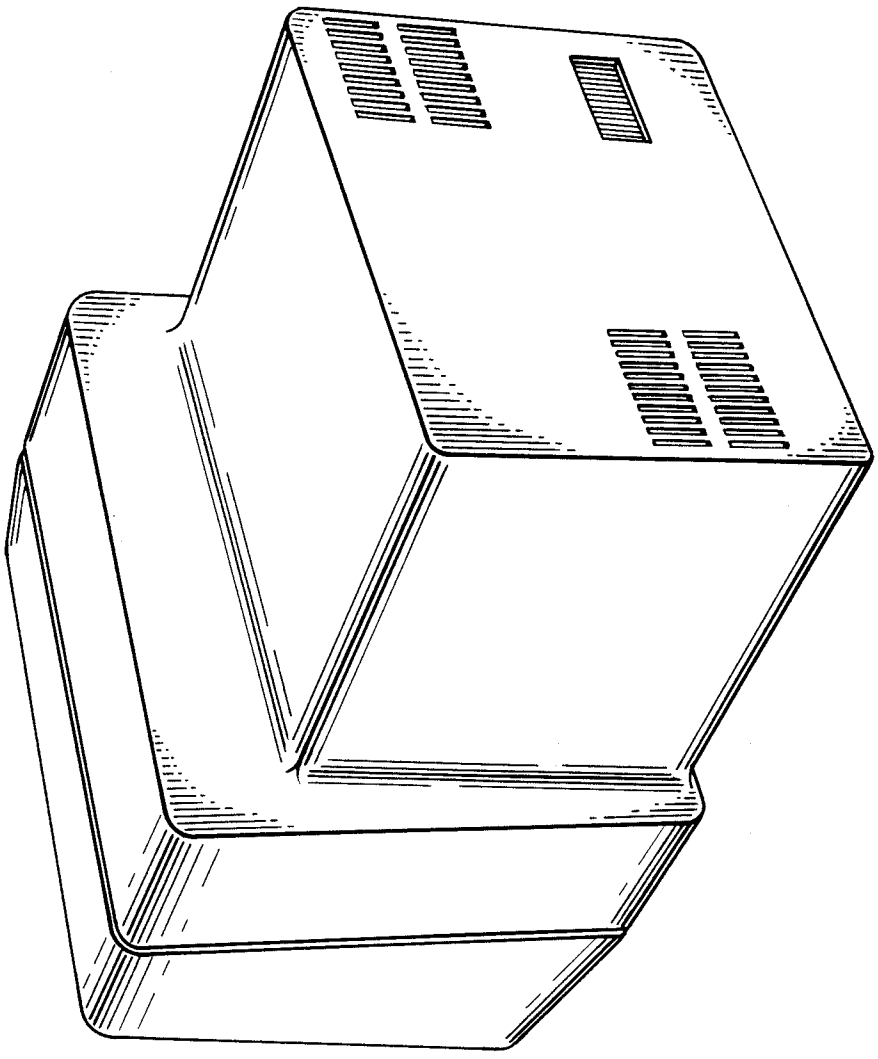

FIG. 2

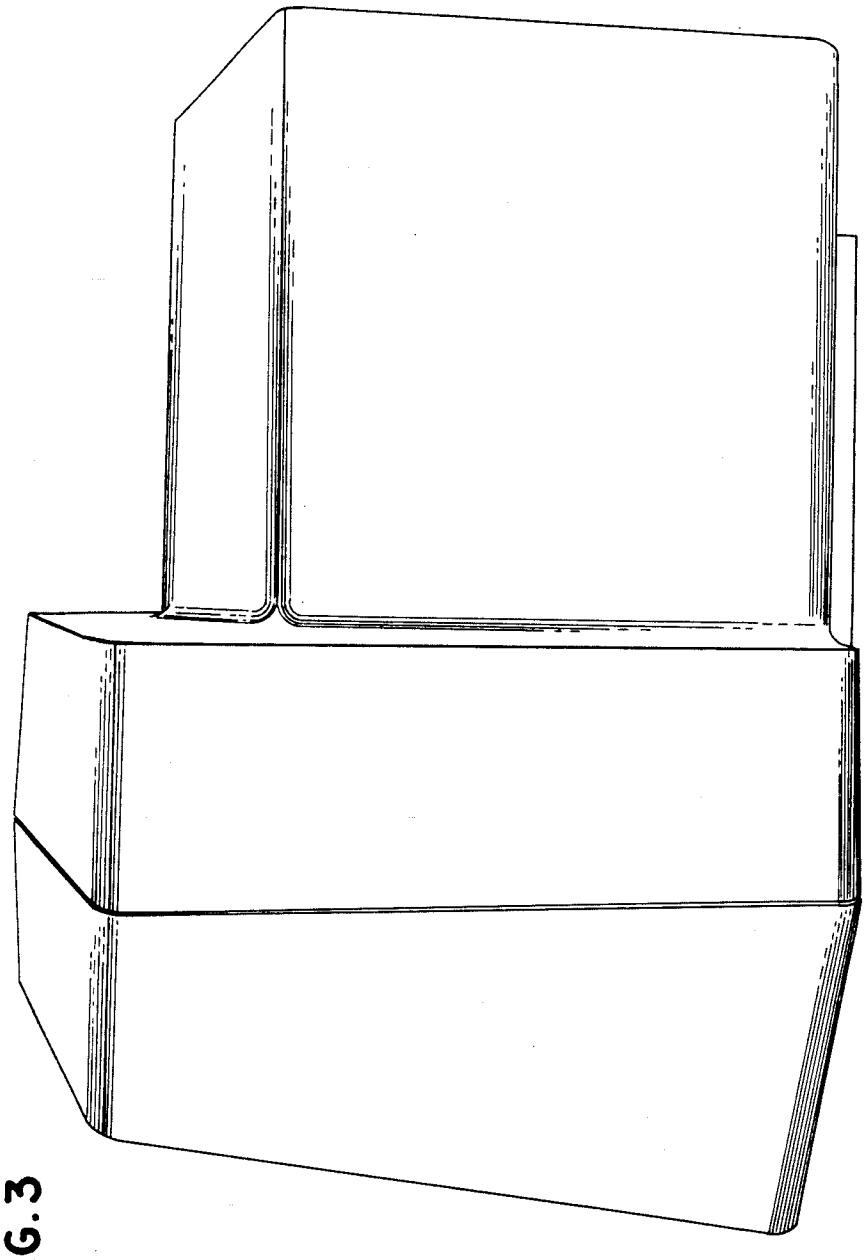

FIG. 3