



US 20150254925A1

(19) **United States**
(12) **Patent Application Publication**
Wenker et al.

(10) **Pub. No.: US 2015/0254925 A1**
(43) **Pub. Date: Sep. 10, 2015**

(54) **KENO BOARD BALL REDUCTION AND REEL KENO**

Publication Classification

(71) Applicant: **IGT, Las Vegas, NV (US)**

(51) **Int. Cl.**
G07F 17/32 (2006.01)

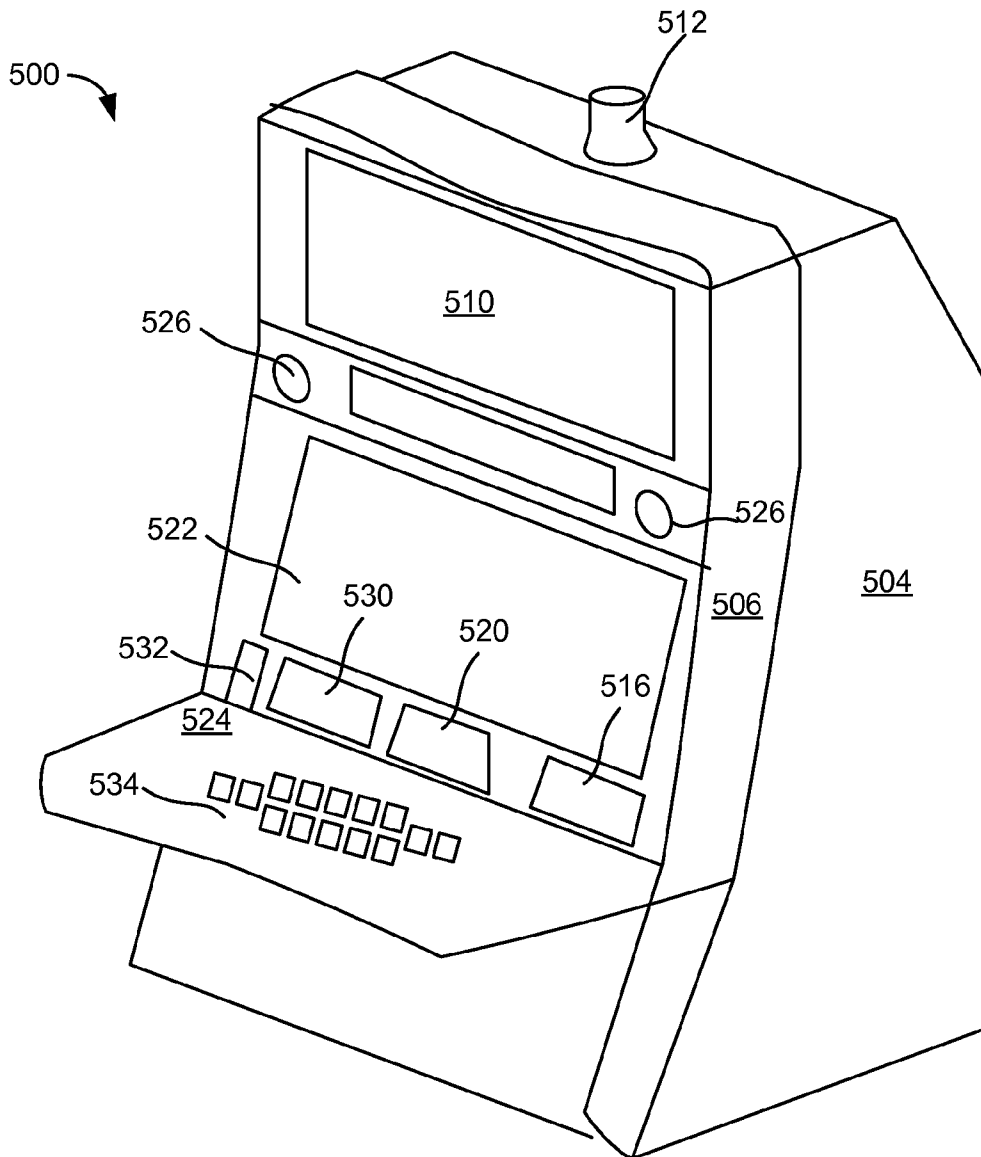
(72) Inventors: **Ross D. Wenker, Reno, NV (US);**
Thomas W. Allen, II, Reno, NV (US);
Thomas J. Humphrey, Reno, NV (US);
Bryan D. Wolf, Reno, NV (US)

(52) **U.S. Cl.**
CPC **G07F 17/329** (2013.01); **G07F 17/3244** (2013.01)

(21) Appl. No.: **14/203,424**

(57) **ABSTRACT**
Methods and systems are provided keno game play. A keno board is displayed showing a set of available spots. A player selection of a plurality of player selected spots is received. A set of removed spots to be removed from play is determined from the set of available spots. A plurality of drawn spots is selected from at least some of the set of available spots, where the plurality of drawn spots exclude the set of removed spots.

(22) Filed: **Mar. 10, 2014**



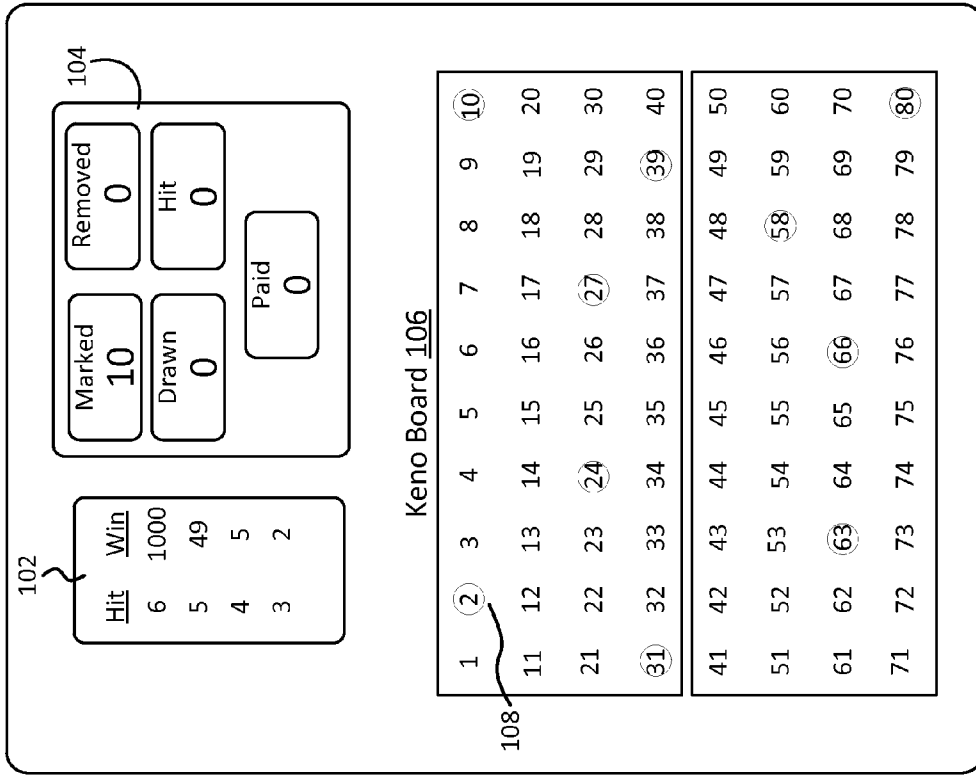


FIG. 1A

100B

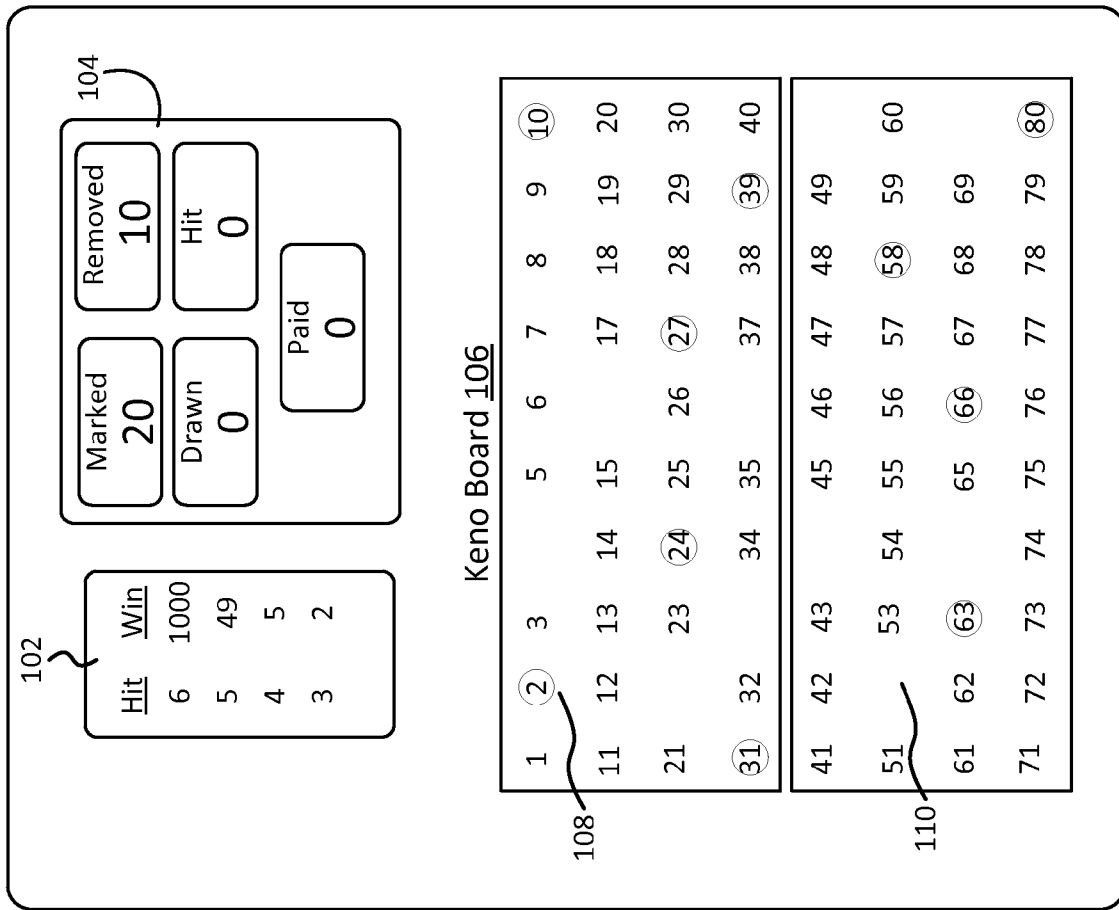


FIG. 1B

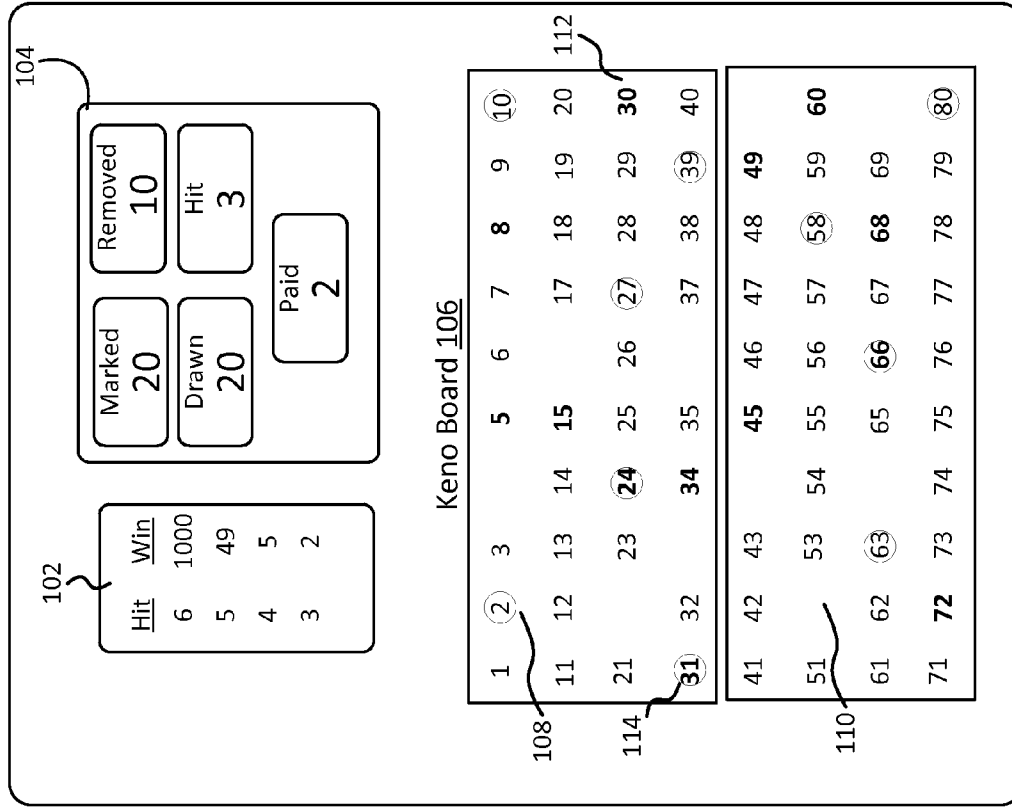


FIG. 1C

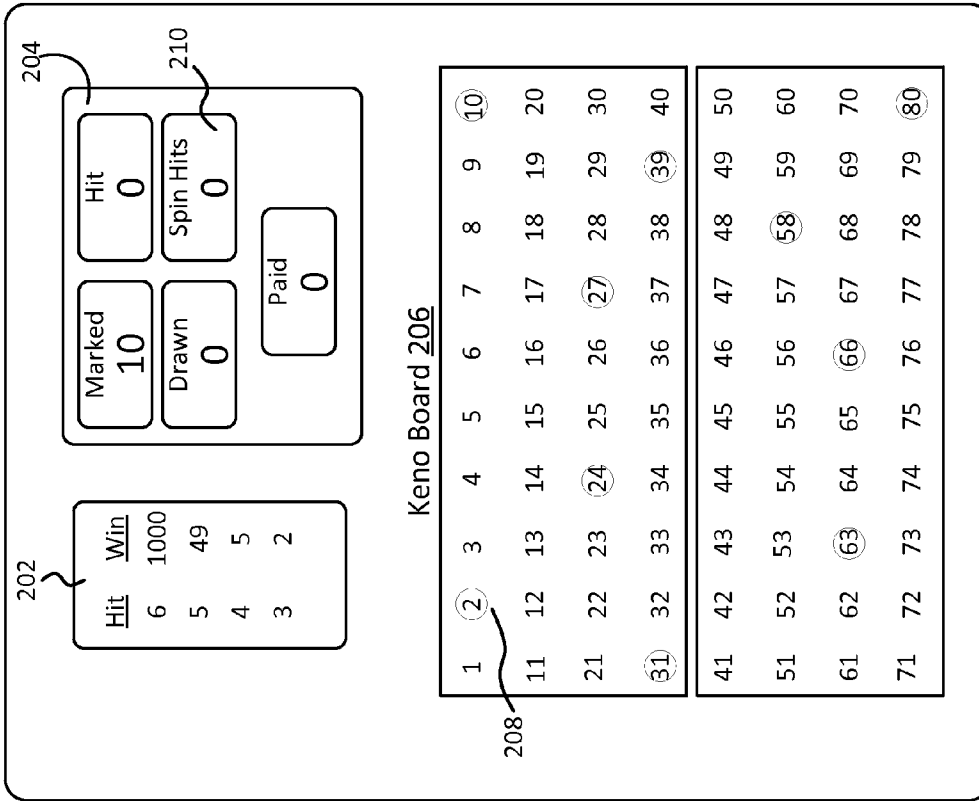


FIG. 2A

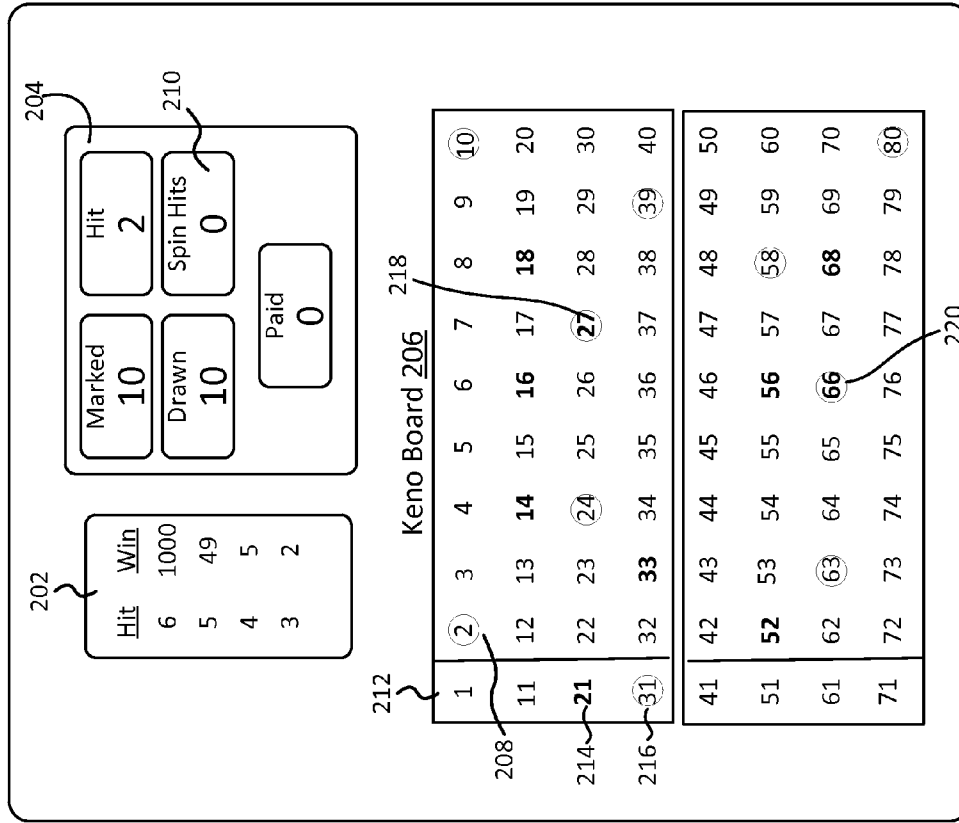
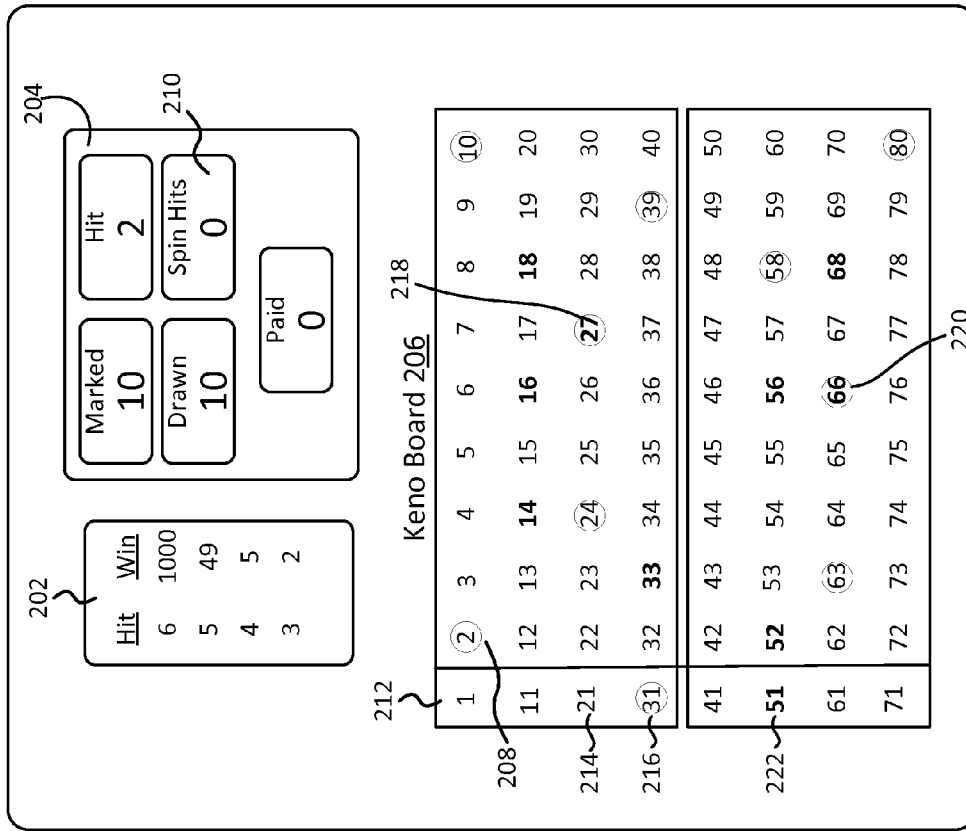


FIG. 2B



200C

FIG. 2C

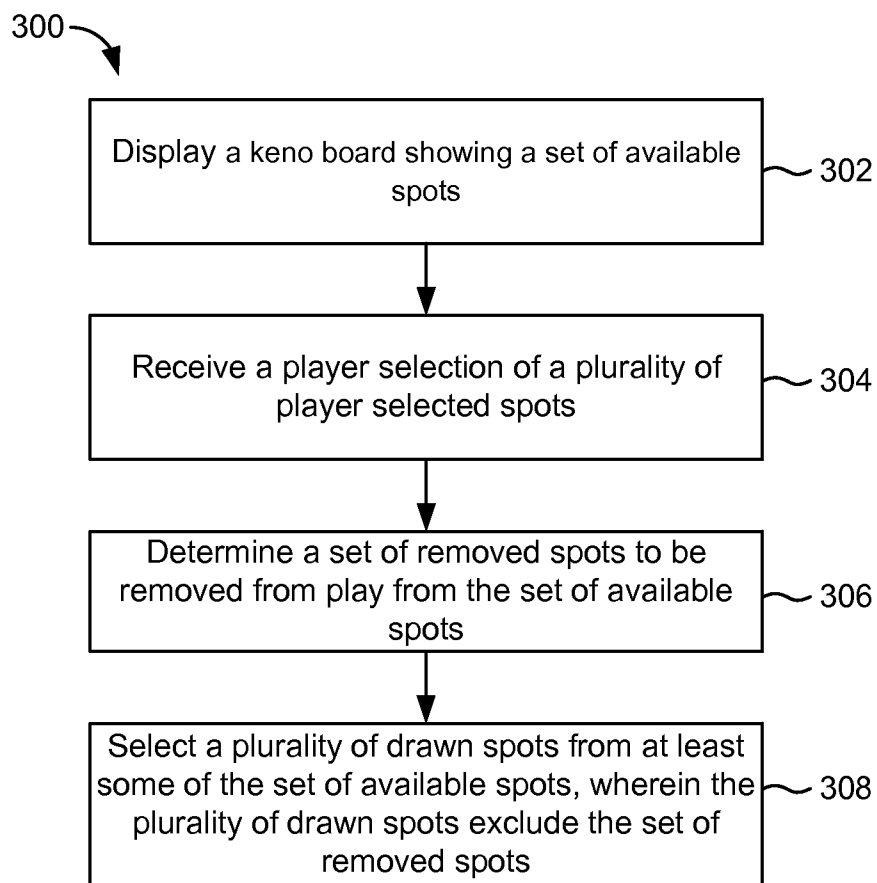


FIG. 3

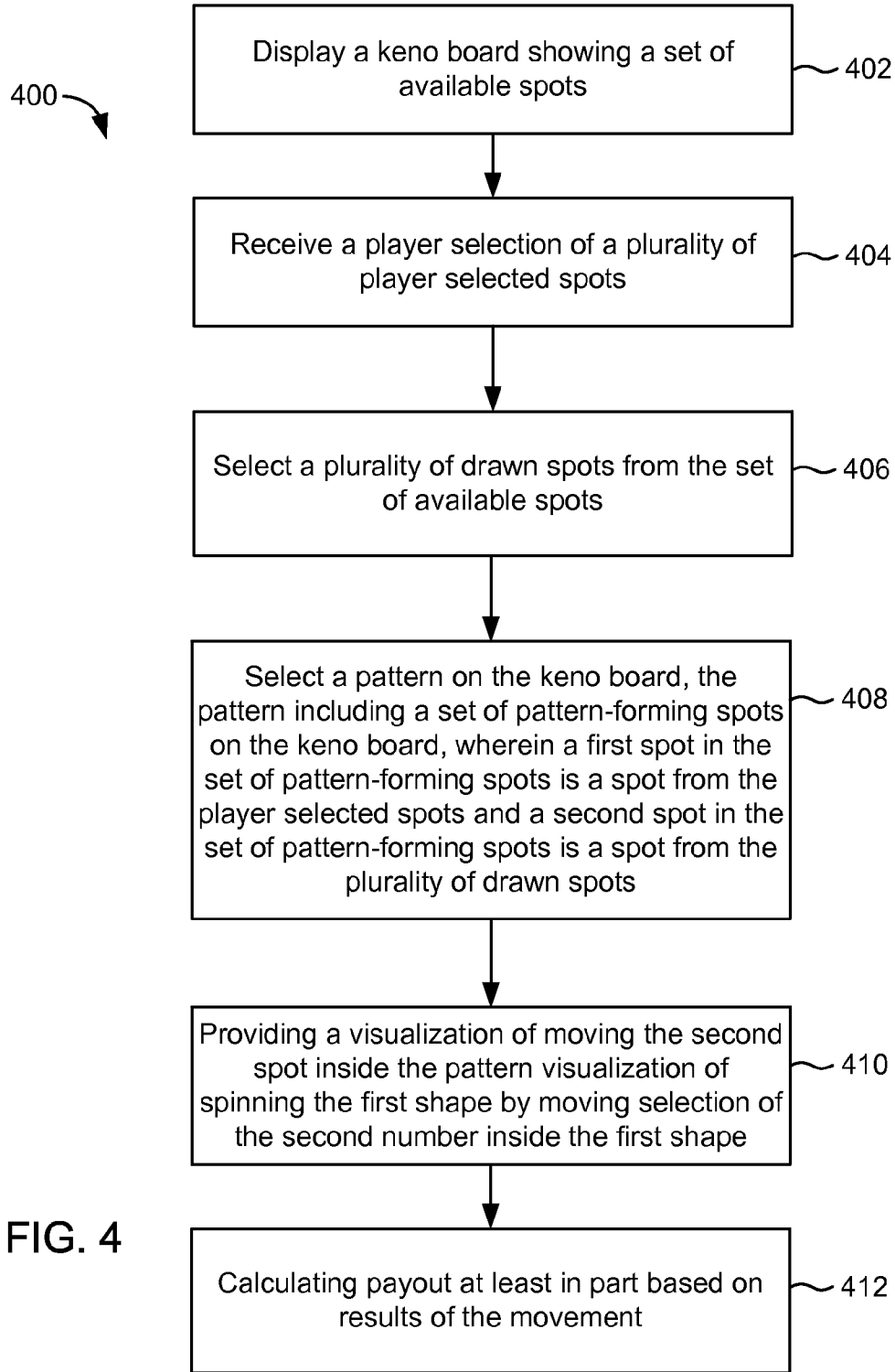


FIG. 4

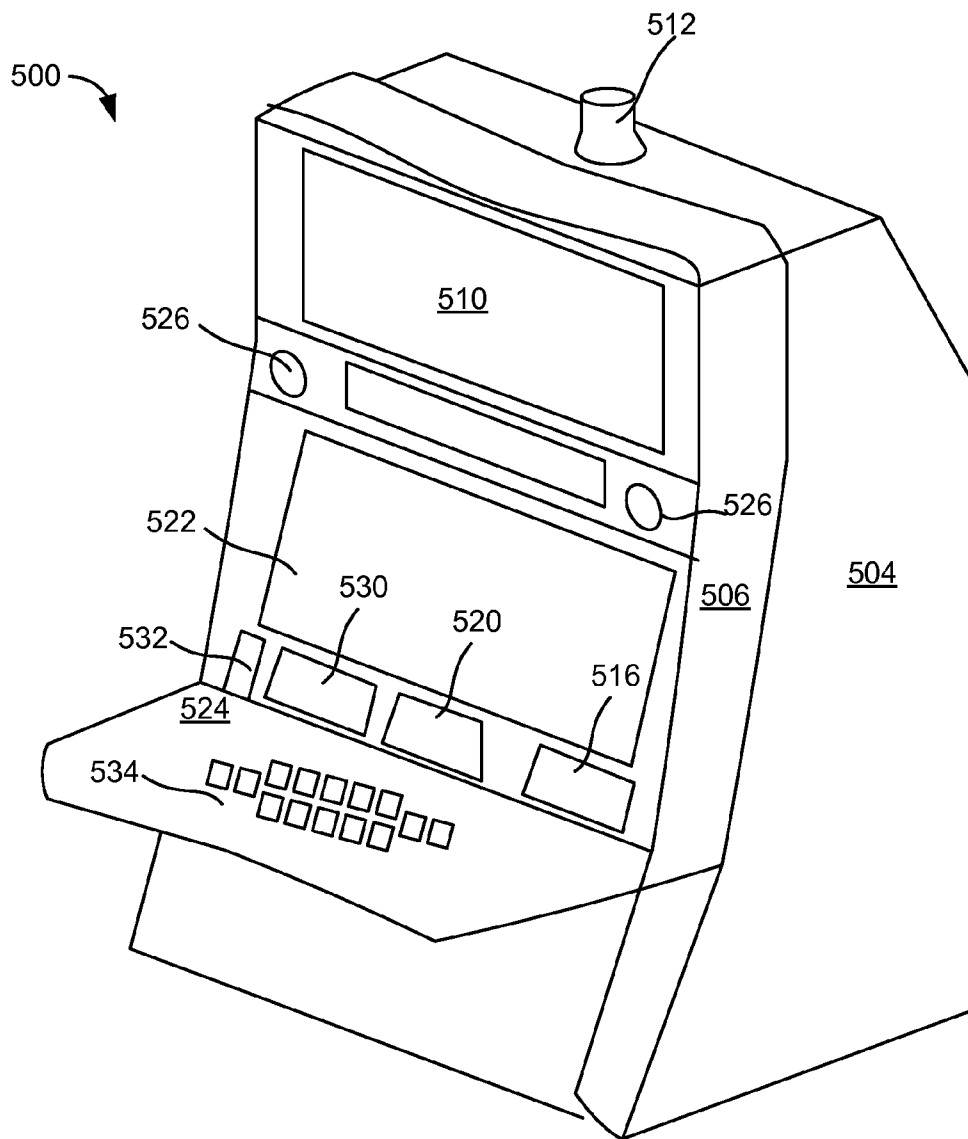


FIG. 5

KENO BOARD BALL REDUCTION AND REEL KENO

BACKGROUND

[0001] The present disclosure relates generally to wager-based games and more particularly to keno games. A keno game typically displays to a player a keno board with keno spots. A player wagers by selecting spots on the keno board. After spots are drawn, the player is paid based on matches detected between the drawn spots and the player-selected spots on the keno board.

SUMMARY

[0002] According to an example embodiment, a method for providing a keno game for play is provided. The method includes displaying a keno board showing a set of available spots. The method further includes receiving a player selection of a plurality of player selected spots. The method further includes determining, using a processor, a set of removed spots to be removed from play from the set of available spots. The method further includes selecting, using the processor, a plurality of drawn spots from at least some of the set of available spots, wherein the plurality of drawn spots exclude the set of removed spots.

[0003] According to another example embodiment, an electronic device for playing a keno game is provided. The electronic device comprises: a display configured to display the keno game to a player having a keno board with a first predetermined number of keno board spots, a user-input panel, and a game controller. The game controller has one or more data processors and one or more storage devices storing instructions that, when executed by the one or more data processors, cause the one or more data processors to perform operations. The operations comprise displaying a keno board showing a set of available spots, receiving a player selection of a plurality of player selected spots, selecting a plurality of drawn spots from the set of available spots, and selecting a pattern on the keno board. The pattern includes a set of pattern-forming spots on the keno board, wherein a first spot in the set of pattern-forming spots is a spot from the player selected spots and a second spot in the set of pattern-forming spots is a spot from the plurality of drawn spots. The operations further include providing a visualization of moving the second spot inside the pattern, and calculating payout at least in part based on results of the movement.

[0004] According to another example embodiment, a computer-readable storage medium having machine instructions stored therein is provided. The instructions are executable by a processor to cause the processor to perform operations including: displaying a keno board showing a set of available spots; receiving a player selection of a plurality of player selected spots; determining a set of removed spots to be removed from play from the set of available spots; and selecting a plurality of drawn spots from at least some of the set of available spots, wherein the plurality of drawn spots exclude the set of removed spots.

[0005] According to another example embodiment, a method is provided comprising displaying a keno board showing a set of available spots, and receiving a player selection of a plurality of player selected spots, selecting, using a processor, a plurality of drawn spots from the set of available spots, selecting, using the processor, a pattern on the keno board, the pattern including a set of pattern-forming spots on

the keno board. A first spot in the set of pattern-forming spots is a spot from the player selected spots and a second spot in the set of pattern-forming spots is a spot from the plurality of drawn spots. The method further comprises providing a visualization of moving the second spot inside the pattern and calculating payout at least in part based on results of spinning the first pattern.

BRIEF DESCRIPTION OF THE DRAWINGS

[0006] The details of one or more implementations are set forth in the accompanying drawings and the description below. Other features, aspects, and advantages of the disclosure will become apparent from the description, the drawings, and the claims, in which:

[0007] FIGS. 1A-C are illustrations of a keno game allowing for removal of spots from a keno board, in an accordance with an example implementation;

[0008] FIGS. 2A-C are illustrations of a keno game allowing for spinning a drawn spot in a selected keno board column, in an accordance with an example implementation;

[0009] FIG. 3 is a flow diagram of a process for selecting draws after removal of spots from a keno board, in an accordance with an example implementation;

[0010] FIG. 4 is a flow diagram of a process for redrawing within a determined shape on the keno board, in an accordance with an example implementation; and

[0011] FIG. 5 is a diagram of an electronic gaming machine that can be used to play the keno game, in an accordance with an example implementation.

DETAILED DESCRIPTION

[0012] Numerous specific details may be set forth below to provide a thorough understanding of concepts underlying the described embodiments. It may be apparent, however, to one skilled in the art that the described embodiments may be practiced without some or all of these specific details. In other instances, some process steps have not been described in detail in order to avoid unnecessarily obscuring the underlying concept.

[0013] According to various embodiments disclosed herein, a keno game allowing for removal of keno board spots from the keno board is provided. A keno board is displayed to a player. The keno board may display eighty numbered spots (or any other numbers of spots). A player may select a predetermined number of spots (e.g., 10 spots) on the keno board.

[0014] Next, a set of spots (e.g., numbers that correspond to the spots shown on the keno board) is determined that are not selected by the player. These determined spots are not included in the spots that are used to select draws, thereby increasing the changes of the player's selected spots being "hits". In some embodiments, the determined spots may be visually removed from the keno board. Once some of the spots are removed from the keno board, the corresponding balls are removed from the draw to eliminate the possibility that the ball drawn is not on the board. Thus, the spots that are removed from the board may not be drawn. As a result, the probability of draws hitting the player's selected spots may increase. In another embodiment, instead of not drawing spots selected for removal on the keno board spots, if a spot selected for removal is drawn, a redraw may be performed.

The removal of numbers or balls from drawing as discussed herein may be incorporated in other games such as bingo and lotto.

[0015] In some embodiments, instead of visually removing spots from the keno board, the corresponding numbers may be removed from the available numbers used for selecting draws. For example, numbered balls may be removed from the tumbler. In other embodiments, spots on the keno board corresponding to the spots identified for removal may be marked as unavailable. If a removed spot is hit, a graphical representation of a redraw may be triggered (e.g., the ball may bounce to another spot, return to the tumbler, etc.).

[0016] In some embodiments, after the player selects spots on the keno board and the draws are determined, a column or row or another portion of the keno board may be selected (e.g., randomly). The selected keno board portion may include at least one drawn spot and at least one player selected spot. One or more of the drawn spots in the keno board portion “spin” similar to a reel. In other words, the drawn spot(s) visually move from spot to spot within the shape. For example, if the first column of the keno board is selected and one of the player selected spots is 21 and one of the drawn spots is 41, then as the column visually spins similar to a reel, the drawn spot (i.e., the visual indication of a draw) moves from 41 to 51, then from 51 to 61, then from 61 to 71, from 71 to 1, etc. Upon completion of the spin, one of the spots in the first column is selected and treated as the new draw instead of the drawn spot 41. If the new draw matches a player selected spot in the first column, then this newly detected “hit” may be used to determine payout to the player. For example, the spin “hit” may increment the total number of hits or be treated differently from regular hits.

[0017] Such spinning or redrawing of a keno board portion may provide the player with additional chances to hit a player selected spot. The selected keno board portion (e.g., column) may re-spin again if changes in the player’s win may improve. In some embodiments, multiple portions (e.g., two rows) of the keno board may spin or redraw at the same time.

[0018] FIG. 1A illustrates a keno game user interface 100A, according to one implementation. The keno game user interface 100A may be displayed to a player on a monitor of a gaming machine or a computing device (e.g., mobile phone). The keno game user interface 100A includes a keno board 106 displaying eighty keno board spots. Each spot on the keno board 102 is shown as a spot. In other implementations, the keno board spots may be shown as numbered balls, numbered squares, or as any other numbered shapes or other visualizations.

[0019] As shown, the player selected ten keno board spots on the keno board 106. For example, the player marked a spot 108, which is located in a second position from the left in the first row of the keno board 106 and is numbered 2. The other spots selected by the player include spots numbered 10, 24, 27, 31, 39, 58, 63, 66, and 80.

[0020] The player selected spots are visually emphasized with circles around the corresponding numbers. Any other visualizations (e.g., changes to the color of the spots, another shape drawn around the selected spots such as squares, etc.) may be utilized to identify the player selected spots on the board. In some embodiments, the player may request that the spots be selected by the keno game. In these embodiments, the keno game may randomly select numbers from the available numbers one through eighty, and display the selections on the keno board.

[0021] The keno game user interface 100A displays a payable 102 including win amounts for various numbers of detected hits. For example, according to the payable 102, when five hits (i.e., matches between the player selections and draws) are detected, forty nine points are awarded to the player. The payable 102 may apply to a total number of detected hits including hits detected during spinning (or another type of redrawing) of one or more portions of the keno board that include at least one drawn spot and at least one missed player selected spot.

[0022] A summary section 104 displays information related to the keno game. The summary section 104 indicates the total number of spots marked by the player, the number of removed spots from the keno board, the number of draws, the number of hits, and the amount paid to the player. In particular, the summary section 104 indicates that ten spots are marked by the player, no draws have been made, no hits detected, and that zero amount is paid. The summary section 104 further indicates that no spots were removed from the keno board at this point of the game.

[0023] FIG. 1B illustrates a keno game user interface 100B of the keno game shown in FIG. 1A. As shown, ten spots are removed from the keno board 106. The ten spots may be selected randomly from numbers one to eighty available on the keno board. As shown, a spot 110 is removed from the keno board by deleting the number 52 associated with this spot from the keno board 106. Other spots numbered 4, 16, 22, 33, 36, 44, 50, 64, and 69 are also removed from the keno board 106. As a result, the space where these spots are located is shown as blank. The removal of these spots may be visually displayed to the player with one spot removed at a time. These removed spots can be indicated on the keno board in another manner. For example, the removed spots may be shown with an “X” symbol shown over the numbers corresponding to these spots. The summary section 104 is updated to show that ten spots are removed from the keno board 106.

[0024] FIG. 1C displays a keno board user interface 100C illustrating drawing of ten spots after ten spots are removed from the keno board. The drawn spots are indicated on the keno board 106 by changing the numbered spots to bold. As shown, spots numbered 5, 8, 15, 24, 30, 31, 34, 45, 49, 60, 66, 68, and 72 are drawn. Other visual indicators may be utilized to show the draws (e.g., change of color, dropped balls on the keno board, animation, etc.). The summary section 104 is updated to indicate that three hits are detected between the player selected spots and the draws. In particular, spots numbered 24, 31, and 66 are hits.

[0025] In another example, upon removal of spots from the keno board, those spots are not removed from the set of available spots for drawing. Accordingly, in this example, the removed spots from the keno board may be selected as draws. Thus, if one or more of the removed spots is drawn, then the total number of draws may be incremented (e.g., instead of drawing 20 spots, 21 are drawn). In this example, the same odds are provided to the player with a different visualization.

[0026] FIGS. 2A-C illustrate spinning (or redrawing) a section of the keno board similar to a reel. In FIG. 2A, a keno board 206 is shown having eighty spots, with ten spots marked as player selections. As shown, the player selections are indicated by a circle drawn around a corresponding spot number. For example, a spot 208 (labeled with number “2”) and a spot 216 (labeled with number “31”) were selected by the player, among other spots.

[0027] A summary section 204 indicates that ten spots were marked, with zero spots drawn, and zero hits detected. A section 210 in the summary section 204 further indicates that that zero spin hits were found. Although not shown, the summary section 204 may indicate various information related to drawing by spinning a keno board portion. For example, this information may include whether redrawing occurred, how many keno board portions were redrawn, which portions were redrawn, etc.

[0028] As further shown in FIG. 2B, a column 212 is selected. The column 212 is the first column on the keno board. The column 212 includes spots numbered 1, 11, 21, 31, 41, 51, 61, and 71. The column (or another keno board portion) may be selected randomly from keno board portions that each include at least one draw and at least one missed player selected spot. In this example, the draw would move from spot to spot in this third column (e.g., from 21 to 31, from 31 to 41, from 41 to 51, etc.), and at the end of the spin it would move to spot 1, 11, 21, 31, 41, 51, 61, or 71. As shown in FIG. 2C, the draw moved to spot 51 (indicated in bold). Thus, as a result of the spin, the player selected spot 31 was not selected, and is still not a hit.

[0029] In some embodiments, a second column, row, or another portion of the keno board that includes at least one drawn spot and at least one player selected spot may also be selected. For example, the third column may be selected because it includes a player selected spot 63 and a drawn spot 33. In this example, the draw would move from spot to spot in this third column (e.g., from 33 to 43, from 43 to 53, from 53 to 63, etc.), and at the end of the spin it would move to spot 3, 13, 23, 33, 43, 53, 63, or 73. Additional portions of the keno board may further be selected for spinning.

[0030] The player may be allowed to select a shape or other pattern from a set of available shapes. For example, five available shapes (e.g., two rows, two columns, a diagonal line) may be displayed to the player from which the player selects a shape for spinning of the draws. Other patterns may also be selected including, but not limited to, a horizontal straight line, a vertical straight line, a diagonal straight line, a circle, a triangle, a star, a square, a rectangle, a squiggly path, a zig-zag line, etc. For example, a rectangular pattern of spots consisting of 4, 5, 6, 16, 26, 36, 35, 34, 24 and 14 may be selected. Hence, if the spot numbered 14 is drawn as shown, the draw may move from 14 to 4, from 4 to 5, from 5 to 6, from 6 to 16, from 16 to 26, from 26 to 36, from 36 to 35, from 35 to 34, from 34 to 24, from 24 to 14, and so on. Additionally, as will be appreciated, the pattern may also consist of spots that are not adjacent to each other but rather that are spaced from each other, and/or that do not necessarily form a simple geometric pattern (such as a line, a rectangle, a circle, etc.) but rather appear to be randomly distributed on the keno board.

[0031] The summary section 204 displays in an area 210 that zero spin hits are detected as a result of the spin. The same keno board portion (i.e., column 212) may re-spin again. In this case, the draw (of spot 51) would move to spot numbered 61, then to 71, to 1, and so on until the spin is completed. If, at the end of the second spin, the player selected spot 31 is hit, the area 210 may be updated to indicate that a spin hit was detected. In some embodiments, the summary section 204 may indicate total number of spins that occurred during the keno game.

[0032] In other embodiments, the selection of a second or additional keno board portion for spinning may occur after the first portion (e.g., column 212) completes spinning A

maximum number of times the same/different keno board portion may spin during a keno game may be pre-determined. For example, it may be predetermined that the same keno board portion (e.g., the same column such as column 212) cannot spin more than twice during a keno game. In another example, the number of times the same column may spin may depend on any combination of: the player's wager, the player's play history, the calculated payout, etc.

[0033] If the player selected spot 216 is hit as a result of the draw 214 spinning in the first column 212, the same column may re-spin again and allow the player for an optional bonus hit. The hit from the first spin would not be taken away from the player. In another embodiment, a column, row, or another shape may be selected where there have been no hits yet, and where the player has marked at least one spot.

[0034] In some embodiments, the re-spin does not change any hits that are already detected. For example, assume the column selected for spinning is the last column, in which the player marked two spots numbered 10 and 80 and in which the spots numbered 10 and 50 are drawn. In this example, the spot number 10 is a hit and the spot numbered 80 is not a hit. When the re-spin occurs, the re-spin may cover a sub-portion of the last column. For example, the re-spin may only cover numbers 20 through 80, such that the existing hit of the spot numbered 10 is not disturbed. Further, when the re-spin occurs, the draw numbered 50 now has a 1 out of 7 chance of hitting the player selected number 80 (instead of a 1 out of 8 chance).

[0035] Removing spots from the keno board shown in FIGS. 1A-C may be combined with spinning of keno board shapes as shown in FIGS. 2A-C. For example, after a certain number of spots are removed from the keno board and numbers are drawn and the player marks spots on the keno board, one or more shapes may be selected for spinning and at least one draw may be redrawn.

[0036] FIG. 3 is a flow diagram of a process 300 for providing a keno game in accordance with an illustrative embodiment. The process 300 can be implemented on a computing device (e.g., a gaming machine, a user device, etc.). In one embodiment, the process 300 is encoded on a computer-readable medium that contains instructions that, when executed by the computing device, cause the computing device to perform operations of the process 300.

[0037] The process 300 includes displaying (block 302) a keno board showing a set of available keno board spots corresponding to a set of available numbers. Each keno board spot may be labeled with a unique number between one and the number of available numbers (e.g., between one and eighty). Thus, the keno board may display eighty keno board spots with each spot labeled with a number from the set of available numbers, which may include eighty unique numbers or any other number of unique numbers (e.g., one hundred unique numbers from one to one hundred). FIG. 1A illustrates the keno board 106.

[0038] At block 304, a player selection of a plurality of player selected spots is received. The player may select spots on the keno board (e.g., by touching the corresponding spots on the keno board shown on a touchscreen). The keno board may be visually updated with the player selected spots. For example, the player selections may be illustrated as ball drops on the keno board.

[0039] A set of removed spots for removal from play is determined (block 306). The set of removed spots may include a predetermined number of spots. For example, the

predetermined number may equal ten as illustrated in FIG. 1B. The spots for removal from play may be determined from the available spots excluding the player selected spots. For example, if the player selected ten spots on the keno board from available eighty spots, those ten selected spots would not be included in the spots that may be removed from the keno board. In this example, the spots for removal would be selected from the remaining seventy spots. The spots for removal from the keno board may be determined randomly from the available spots excluding the player selected spots.

[0040] In some embodiments, the keno board may be updated with the determined spots for removal from the keno board. For example, as shown in FIG. 1B, the corresponding keno board spots are updated to show no number. In other examples, the removed keno board spots may be shown to the player using any visual indicators, animation, etc. In other embodiments, the first set of removed spots for removal from play are not visually removed from the keno board.

[0041] A second set of spots for drawing may be determined including the set of available spots and excluding the set of removed spots. In other words, the second set of spots includes all the available spots except for the set of removed spots determined for removal from play. Thus, the spots determined for removal are removed from the set of spots from which the drawn spots are selected.

[0042] At block 308, a plurality of drawn spots are selected from at least some of the set of available spots, where the plurality of drawn spots excludes the set of removed spots. The drawn spots may be randomly or pseudo-randomly selected from at least of the available spots. The keno board may be updated to display the drawn or selected spots. As shown in FIG. 1C, drawn spots may be indicated on the keno board by changing the font of the corresponding spots to bold. Other depictions may also be used.

[0043] In some embodiments, instead of removing the first set of determined spots from spots available for drawing, the set of removed spots may be marked on the keno board as selected for redrawing. In these embodiments, the set of removed spots may be marked on the keno board (e.g., using visual indicators to emphasize these spots) as redraws, and then the spots marked as redraws may be redrawn from the remaining available spots.

[0044] For example, after the player selects spots (e.g., ten) on the keno board, and spots are drawn (e.g., ten), two of the drawn spots may be marked on the keno board as redraws. In this example, these two are re-drawn and the re-drawn spots are displayed on the keno board. In another embodiment, if a spot lands on a spot that was determined to be removed (e.g., in the case of a spinning portion of a keno board, as in the example of FIGS. 2A-2C), a redraw may be performed.

[0045] In one implementation, the redraw spots are not shown as redraw spots until they are “hit”. As a result, the player may know that some spots on the board are redraws, but may not know which spots until he hits one. For example, when a spot is hit, it may pop up with a redraw symbol, and then a redraw may occur. In this example, the player perceives getting a redraw in real time.

[0046] Payout may be calculated based on a number of hits detected. The probability of a hit occurring may be increased due to the removal of spots from the keno board prior to selecting draws. The payout may be visually indicated to the player.

[0047] FIG. 4 is a flowchart of a process for moving draws in a selected region of the keno board in accordance with an

illustrative embodiment. The process 400 can be implemented on a computing device (e.g., a gaming machine, a user device, etc.). In one embodiment, the process 400 is encoded on a computer-readable medium that contains instructions that, when executed by the computing device, cause the computing device to perform operations of the process 400.

[0048] A keno board showing a set of available spots is displayed (402) on a display of a computing device (e.g., a gaming machine, a handheld device such as a mobile phone, etc.). A player selection of a plurality of player selected spots is received (404). The player may select a certain number of keno board spots (e.g., 10 spots). For example, the player may select keno board spots by touching the keno board spots on a touch screen of the computing device. In another example, the player may use arrow controls, keyboard, mouse, or another control to make keno board spot selections.

[0049] At block 406, a plurality of drawn spots from the set of available spots is selected. The plurality of drawn spots may be selected using a random number generator without replacement. The drawn spots may be indicated on the keno board (e.g., by visually emphasizing the corresponding keno board spots).

[0050] A pattern is selected (block 408) on the keno board. The pattern including a set of pattern-forming spots on the keno board, where a first spot in the set of pattern-forming spots is a spot from the player selected spots and a second spot in the set of pattern-forming spots is a spot from the plurality of drawn spots. The pattern may include any number of adjacent or non-adjacent spots. For example, a pattern may be a column or a row on the keno board. In the example of FIG. 2B, the pattern may be a first column on the keno board. In another example, the pattern may be a portion of a column or a row. Other patterns may also be used, as previously described. The pattern may include at least one draw and at least one player selected spot that was not a hit. In some embodiments, only patterns that have no hits may be selected. When a pattern including one or more hits is selected, the one or more hits may be visually “locked” to indicate that those hits are not affected by the “spinning”. Thus, detected hits are not taken away from the player.

[0051] The probability of getting an extra hit from “spinning” a keno board portion may vary depending on the size of the redraw area. Any combination of the number of draws that did not hit the player selected spots, the number of player selected spots not hit, and the size of the re-spin variable may be used to determine the player’s odds of getting another hit out of a re-spin. A weighted table may be used in determining odds of getting a hit after a re-spin. The probably of a re-spin may vary based on how many spots the player has hit. For example, the probably of going from two hits to three hits may be much greater than probability of going from nine hits to ten hits.

[0052] In other embodiments, more than one pattern on the keno board may be selected for “spinning”. For example, a single row and a single column may be selected. In another example, a single row and a diagonal line may be selected. In another example, two rows may be selected. When multiple shapes are selected, they may spin at the same time, or sequentially.

[0053] In some embodiments, the set of pattern forming spots may include a first spot, which is a spot from the player selected spots. For example, keno board spot number 31 (labeled as spot 216 in FIG. 2B) is part of the first column selected as the pattern in FIG. 2B. More than one drawn spot

may be included in the set of pattern forming spots. For example, two or more drawn spots may be included in the pattern. In this example, each of the draws moves one spot at a time during the redrawing or spin. In another embodiment, only a single drawn spot may appear in the pattern.

[0054] In some embodiments, at least one spot from the plurality of player selected spots is included in the set of pattern forming spots. As shown in FIG. 2B, the column 212 (i.e., the pattern) includes a spot 216, which is a player selected number 31. Thus, in the example shown in FIG. 2B, the pattern is a first column in the keno board, which includes player selected number “31” and drawn number “21”. The pattern may include more than one player selected number.

[0055] The drawn spot(s) in the pattern may spin similar to a reel. Referring back to FIG. 2B, as a result of spinning, the drawn spot “21” may move to 1, 11, 21, 31, 41, 51, 61, or 71. As a result, the player receives an additional $\frac{1}{10}$ chance to hit a player selected spot in the same column, in this case spot “31”.

[0056] The pattern may be emphasized to the player on the keno board. For example, a rectangle may be drawn around the pattern. In another example, the color of the spots in the pattern may be modified to emphasize the pattern to the player.

[0057] A visualization of spinning of the drawn spot inside the pattern may be provided. For example, the drawn spot may be shown to move from spot to spot in the pattern (e.g., the drawn spot may be shown as moving from 21 to 31, from 31 to 41, from 41 to 51, etc.). When the spinning stops, the last spot to which the second draw moved is the selected spot. If this selected spot is a player selected spot, then the player may be rewarded (e.g., the total number of hits may be incremented by one and then used for calculation of player payout).

[0058] At block 412, a payout may be calculated at least in part based on results of the movement. In some embodiments, the payout may be calculated before the draws spin in the pattern. In these embodiments, as a result of the spin, the payout may be increased if the chosen spot matches the player selected spot in the pattern (i.e., the first spot). For example, the total number of hits may be incremented by one and the payout may be calculated using the total number of hits. In another example, the hits that are detected as a result of the spin may be worth a different number of points than regular hits. If the player’s selected spot is not chosen as a result of the spin, then the payout does not change.

[0059] In other embodiments, the spin occurs prior to calculation of the payout to the player. In these embodiments, first, the drawn spot spins in the pattern (i.e., moves from spot to spot in the pattern until “spinning” stops), and then the payout is calculated. If the chosen spot is a player selected spot in the pattern, then the payout is calculated at least based on the detected hit as a result of a spin. In some embodiments, the hits detected as a result of the spin are treated the same as the regular detected hits. In these embodiments, a total number of hits is determined and a payout table may be utilized to determine the payout to the player. In other embodiments, the hit(s) detected as a result of the spin may be treated differently than regular detected hits. For example, detection of a “spin hit” may trigger a bonus. In another example, a “spin hit” may cause payout in points that on a scale is different than for the regularly hits. In another example, a “spin hit” may trigger awarding a multiplier (which may be applied to the number of points earned for regular hits).

[0060] It should be appreciated that the above-described embodiments of the present disclosure may be implemented in accordance with or in conjunction with one or more of a variety of different types of gaming systems, such as, but not limited to, those described below.

[0061] The present disclosure contemplates a variety of different gaming systems each having one or more of a plurality of different features, attributes, or characteristics. It should be appreciated that a “gaming system” as used herein refers to various configurations of: (a) one or more central servers, central controllers, or remote hosts; (b) one or more electronic gaming machines (EGMs); and/or (c) one or more personal gaming devices, such as desktop computers, laptop computers, tablet computers or computing devices, personal digital assistants (PDAs), mobile telephones such as smart phones, and other mobile computing devices.

[0062] Thus, in various embodiments, the gaming system of the present disclosure includes: (a) one or more EGMs in combination with one or more central servers, central controllers, or remote hosts; (b) one or more personal gaming devices in combination with one or more central servers, central controllers, or remote hosts; (c) one or more personal gaming devices in combination with one or more EGMs; (d) one or more personal gaming devices, one or more EGMs, and one or more central servers, central controllers, or remote hosts in combination with one another; (e) a single EGM; (f) a plurality of EGMs in combination with one another; (g) a single personal gaming device; (h) a plurality of personal gaming devices in combination with one another; (i) a single central server, central controller, or remote host; and/or (j) a plurality of central servers, central controllers, or remote hosts in combination with one another.

[0063] For brevity and clarity, each EGM and each personal gaming device of the present disclosure is collectively referred to herein as an “EGM.” Additionally, for brevity and clarity, unless specifically stated otherwise, “EGM” as used herein represents one EGM or a plurality of EGMs, and “central server, central controller, or remote host” as used herein represents one central server, central controller, or remote host or a plurality of central servers, central controllers, or remote hosts.

[0064] In various embodiments, the gaming system includes an EGM in combination with a central server, central controller, or remote host. In such embodiments, the EGM is configured to communicate with the central server, central controller, or remote host through a data network or remote communication link. In certain such embodiments, the EGM is configured to communicate with another EGM through the same data network or remote communication link or through a different data network or remote communication link. For example, a gaming system may include a plurality of EGMs that are each configured to communicate with a central server, central controller, or a remote host through a data network.

[0065] In certain embodiments in which the gaming system includes an EGM in combination with a central server, central controller, or remote host, the central server, central controller, or remote host is any suitable computing device (such as a server) that includes at least one processor and at least one memory device or storage device. The EGM may include at least one EGM processor configured to transmit and receive data or signals representing events, messages, commands, or any other suitable information between the EGM and the central server, central controller, or remote host. The at least one processor of that EGM is configured to execute the

events, messages, or commands represented by such data or signals in conjunction with the operation of the EGM. Moreover, the at least one processor of the central server, central controller, or remote host is configured to transmit and receive data or signals representing events, messages, commands, or any other suitable information between the central server, central controller, or remote host and the EGM. The at least one processor of the central server, central controller, or remote host is configured to execute the events, messages, or commands represented by such data or signals in conjunction with the operation of the central server, central controller, or remote host. It should be appreciated that one, more, or each of the functions of the central server, central controller, or remote host may be performed by the at least one processor of the EGM. It should be further appreciated that one, more, or each of the functions of the at least one processor of the EGM may be performed by the at least one processor of the central server, central controller, or remote host.

[0066] In certain such embodiments, computerized instructions for controlling any games (such as any primary or base games and/or any secondary or bonus games) displayed by the EGM are executed by the central server, central controller, or remote host. In such “thin client” embodiments, the central server, central controller, or remote host remotely controls any games (or other suitable interfaces) displayed by the EGM, and the EGM is utilized to display such games (or suitable interfaces) and to receive one or more inputs or commands. In other such embodiments, computerized instructions for controlling any games displayed by the EGM are communicated from the central server, central controller, or remote host to the EGM and are stored in at least one memory device of the EGM. In such “thick client” embodiments, the at least one processor of the EGM executes the computerized instructions to control any games (or other suitable interfaces) displayed by the EGM.

[0067] In various embodiments in which the gaming system includes a plurality of EGMs, one or more of the EGMs are thin client EGMs and one or more of the EGMs are thick client EGMs. In other embodiments in which the gaming system includes one or more EGMs, certain functions of one or more of the EGMs are implemented in a thin client environment, and certain other functions of one or more of the EGMs are implemented in a thick client environment. In one such embodiment in which the gaming system includes an EGM and a central server, central controller, or remote host, computerized instructions for controlling any primary or base games displayed by the EGM are communicated from the central server, central controller, or remote host to the EGM in a thick client configuration, and computerized instructions for controlling any secondary or bonus games or other functions displayed by the EGM are executed by the central server, central controller, or remote host in a thin client configuration.

[0068] In certain embodiments in which the gaming system includes: (a) an EGM configured to communicate with a central server, central controller, or remote host through a data network; and/or (b) a plurality of EGMs configured to communicate with one another through a data network, the data network is a local area network (LAN) in which the EGMs are located substantially proximate to one another and/or the central server, central controller, or remote host. In one example, the EGMs and the central server, central controller, or remote host are located in a gaming establishment or a portion of a gaming establishment.

[0069] In other embodiments in which the gaming system includes: (a) an EGM configured to communicate with a central server, central controller, or remote host through a data network; and/or (b) a plurality of EGMs configured to communicate with one another through a data network, the data network is a wide area network (WAN) in which one or more of the EGMs are not necessarily located substantially proximate to another one of the EGMs and/or the central server, central controller, or remote host. For example, one or more of the EGMs are located: (a) in an area of a gaming establishment different from an area of the gaming establishment in which the central server, central controller, or remote host is located; or (b) in a gaming establishment different from the gaming establishment in which the central server, central controller, or remote host is located. In another example, the central server, central controller, or remote host is not located within a gaming establishment in which the EGMs are located. It should be appreciated that in certain embodiments in which the data network is a WAN, the gaming system includes a central server, central controller, or remote host and an EGM each located in a different gaming establishment in a same geographic area, such as a same city or a same state. It should be appreciated that gaming systems in which the data network is a WAN are substantially identical to gaming systems in which the data network is a LAN, though the quantity of EGMs in such gaming systems may vary relative to one another.

[0070] In further embodiments in which the gaming system includes: (a) an EGM configured to communicate with a central server, central controller, or remote host through a data network; and/or (b) a plurality of EGMs configured to communicate with one another through a data network, the data network is an internet or an intranet. In certain such embodiments, an internet browser of the EGM is usable to access an internet game page from any location where an internet connection is available. In one such embodiment, after the internet game page is accessed, the central server, central controller, or remote host identifies a player prior to enabling that player to place any wagers on any plays of any wagering games. In one example, the central server, central controller, or remote host identifies the player by requiring a player account of the player to be logged into via an input of a unique username and password combination assigned to the player. It should be appreciated, however, that the central server, central controller, or remote host may identify the player in any other suitable manner, such as by validating a player tracking identification number associated with the player; by reading a player tracking card or other smart card inserted into a card reader (as described below); by validating a unique player identification number associated with the player by the central server, central controller, or remote host; or by identifying the EGM, such as by identifying the MAC address or the IP address of the internet facilitator. In various embodiments, once the central server, central controller, or remote host identifies the player, the central server, central controller, or remote host enables placement of one or more wagers on one or more plays of one or more primary or base games and/or one or more secondary or bonus games, and displays those plays via the internet browser of the EGM.

[0071] It should be appreciated that the central server, central controller, or remote host and the EGM are configured to connect to the data network or remote communications link in any suitable manner. In various embodiments, such a connection is accomplished via a conventional phone line or other

data transmission line, a digital subscriber line (DSL), a T-1 line, a coaxial cable, a fiber optic cable, a wireless or wired routing device, a mobile communications network connection (such as a cellular network or mobile internet network), or any other suitable medium. It should be appreciated that the expansion in the quantity of computing devices and the quantity and speed of internet connections in recent years increases opportunities for players to use a variety of EGMs to play games from an ever-increasing quantity of remote sites. It should also be appreciated that the enhanced bandwidth of digital wireless communications may render such technology suitable for some or all communications, particularly if such communications are encrypted. Higher data transmission speeds may be useful for enhancing the sophistication and response of the display and interaction with players.

[0072] In various embodiments, an EGM includes at least one processor configured to operate with at least one memory device, at least one input device, and at least one output device. The at least one processor may be any suitable processing device or set of processing devices, such as a microprocessor, a microcontroller-based platform, a suitable integrated circuit, or one or more application-specific integrated circuits (ASICs).

[0073] As generally noted above, the at least one processor of the EGM is configured to communicate with, configured to access, and configured to exchange signals with at least one memory device or data storage device. In various embodiments, the at least one memory device of the EGM includes random access memory (RAM), which can include non-volatile RAM (NVRAM), magnetic RAM (MRAM), ferroelectric RAM (FeRAM), and other forms as commonly understood in the gaming industry. In other embodiments, the at least one memory device includes read only memory (ROM). In certain embodiments, the at least one memory device of the EGM includes flash memory and/or EEPROM (electrically erasable programmable read only memory). It should be appreciated that any other suitable magnetic, optical, and/or semiconductor memory may operate in conjunction with the EGM disclosed herein. In certain embodiments, the at least one processor of the EGM and the at least one memory device of the EGM both reside within a cabinet of the EGM (e.g., main cabinet **504** shown in FIG. **5**). In other embodiments, at least one of the at least one processor of the EGM and the at least one memory device of the EGM reside outside the cabinet of the EGM.

[0074] In certain embodiments, as generally described above, the at least one memory device of the EGM stores program code and instructions executable by the at least one processor of the EGM to control the EGM. The at least one memory device of the EGM also stores other operating data, such as image data, event data, input data, random number generators (RNGs) or pseudo-RNGs, payable data or information, and/or applicable game rules that relate to the play of one or more games on the EGM (such as primary or base games and/or secondary or bonus games as described below). In various embodiments, part or all of the program code and/or the operating data described above is stored in at least one detachable or removable memory device including, but not limited to, a cartridge, a disk, a CD-ROM, a DVD, a USB memory device, or any other suitable non-transitory computer readable medium. In certain such embodiments, an operator (such as a gaming establishment operator) and/or a player uses such a removable memory device in an EGM to

implement at least part of the present disclosure. In other embodiments, part or all of the program code and/or the operating data is downloaded to the at least one memory device of the EGM through any suitable data network described above (such as an internet or intranet).

[0075] In various embodiments, the EGM includes one or more input devices. The input devices may include any suitable device that enables an input signal to be produced and received by the at least one processor of the EGM. One input device of the EGM is a payment device configured to communicate with the at least one processor of the EGM to fund the EGM. In certain embodiments, the payment device includes one or more of: (a) a bill acceptor into which paper money is inserted to fund the EGM; (b) a ticket acceptor into which a ticket or a voucher is inserted to fund the EGM; (c) a coin slot into which coins or tokens are inserted to fund the EGM; (d) a reader or a validator for credit cards, debit cards, or credit slips into which a credit card, debit card, or credit slip is inserted to fund the EGM; (e) a player identification card reader into which a player identification card is inserted to fund the EGM; or (f) any suitable combination thereof.

[0076] In one embodiment, the EGM includes a payment device configured to enable the EGM to be funded via an electronic funds transfer, such as a transfer of funds from a bank account. In another embodiment, the EGM includes a payment device configured to communicate with a mobile device of a player, such as a cell phone, a radio frequency identification tag, or any other suitable wired or wireless device, to retrieve relevant information associated with that player to fund the EGM. It should be appreciated that when the EGM is funded, the at least one processor determines the amount of funds entered and displays the corresponding amount on a credit display or any other suitable display as described below.

[0077] In various embodiments, one or more input devices of the EGM are one or more game play activation devices that are each used to initiate a play of a game on the EGM or a sequence of events associated with the EGM following appropriate funding of the EGM. It should be appreciated that, in some embodiments, the EGM begins game play automatically upon appropriate funding rather than upon utilization of the game play activation device.

[0078] In certain embodiments, one or more input devices of the EGM are one or more wagering or betting devices. One such wagering or betting device is a maximum wagering or betting device that, when utilized, causes a maximum wager to be placed. Another such wagering or betting device is a repeat the bet device that, when utilized, causes the previously-placed wager to be placed. A further such wagering or betting device is a bet one device. A bet is placed upon utilization of the bet one device. The bet is increased by one credit each time the bet one device is utilized. Upon the utilization of the bet one device, a quantity of credits shown in a credit display decreases by one, and a number of credits shown in a bet display increases by one.

[0079] In other embodiments, one input device of the EGM is a cash out device. The cash out device is utilized to receive a cash payment or any other suitable form of payment corresponding to a quantity of remaining credits of a credit display.

[0080] In certain embodiments, one input device of the EGM is a touch-screen coupled to a touch-screen controller or other touch-sensitive display overlay to enable interaction with any images displayed on a display device (as described below). One such input device is a conventional touch-screen

button panel. The touch-screen and the touch-screen controller are connected to a video controller. In these embodiments, signals are inputted to the EGM by touching the touch screen at the appropriate locations.

[0081] In various embodiments, one input device of the EGM is a sensor, such as a camera, in communication with the at least one processor of the EGM (and controlled by the at least one processor of the EGM in some embodiments) and configured to acquire an image or a video of a player using the EGM and/or an image or a video of an area surrounding the EGM.

[0082] In embodiments including a player tracking system, one input device of the EGM is a card reader in communication with the at least one processor of the EGM. The card reader is configured to read a player identification card inserted into the card reader.

[0083] In various embodiments, the EGM includes one or more output devices (e.g., display **510** shown in FIG. **5**). One or more output devices of the EGM are one or more display devices configured to display any game(s) displayed by the EGM and any suitable information associated with such game(s). In certain embodiments, the display devices are connected to or mounted on a cabinet of the EGM (as described below). In various embodiments, the display devices serve as digital glass configured to advertise certain games or other aspects of the gaming establishment in which the EGM is located. In various embodiments, the EGM includes one or more of the following display devices: (a) a central display device; (b) a player tracking display configured to display various information regarding a player's player tracking status; (c) a secondary or upper display device in addition to the central display device and the player tracking display; (d) a credit display configured to display a current quantity of credits, amount of cash, account balance, or the equivalent; and (e) a bet display configured to display an amount wagered for one or more plays of one or more games.

[0084] In various embodiments, the display devices include, without limitation: a monitor, a television display, a plasma display, a liquid crystal display (LCD), a display based on light emitting diodes (LEDs), a display based on a plurality of organic light-emitting diodes (OLEDs), a display based on polymer light-emitting diodes (PLEDs), a display based on a plurality of surface-conduction electron-emitters (SEEs), a display including a projected and/or reflected image, or any other suitable electronic device or display mechanism. In certain embodiments, the display device includes a touch-screen with an associated touch-screen controller. It should be appreciated that the display devices may be of any suitable sizes, shapes, and configurations.

[0085] The display devices of the EGM are configured to display one or more game and/or non-game images, symbols, and indicia. In certain embodiments, the display devices of the EGM are configured to display any suitable visual representation or exhibition of the movement of objects; dynamic lighting; video images; images of people, characters, places, things, and faces of cards; and the like. In certain embodiments, the display devices of the EGM are configured to display one or more video reels, one or more video wheels, and/or one or more video dice. In other embodiments, certain of the displayed images, symbols, and indicia are in mechanical form. That is, in these embodiments, the display device includes any electromechanical device, such as one or more rotatable wheels, one or more reels, and/or one or more dice,

configured to display at least one or a plurality of game or other suitable images, symbols, or indicia.

[0086] In various embodiments, one output device of the EGM is a payout device. In these embodiments, when the cash out device is utilized, the payout device causes a payout to be provided to the player. In one embodiment, the payout device is one or more of: (a) a ticket generator configured to generate and provide a ticket or credit slip representing a payout, wherein the ticket or credit slip may be redeemed via a cashier, a kiosk, or other suitable redemption system; (b) a note generator configured to provide paper currency; (c) a coin generator configured to provide coins or tokens in a coin payout tray; and (d) any suitable combination thereof. In one embodiment, the EGM includes a payout device configured to fund an electronically recordable identification card or smart card or a bank account via an electronic funds transfer.

[0087] In certain embodiments, one output device of the EGM is a sound generating device controlled by one or more sound cards. In one such embodiment, the sound generating device includes one or more speakers or other sound generating hardware and/or software for generating sounds, such as by playing music for any games or by playing music for other modes of the EGM, such as an attract mode. In another such embodiment, the EGM provides dynamic sounds coupled with attractive multimedia images displayed on one or more of the display devices to provide an audiovisual representation or to otherwise display full-motion video with sound to attract players to the EGM. In certain embodiments, the EGM displays a sequence of audio and/or visual attraction messages during idle periods to attract potential players to the EGM. The videos may be customized to provide any appropriate information.

[0088] In various embodiments, the EGM includes a plurality of communication ports configured to enable the at least one processor of the EGM to communicate with and to operate with external peripherals, such as: accelerometers, arcade sticks, bar code readers, bill validators, biometric input devices, bonus devices, button panels, card readers, coin dispensers, coin hoppers, display screens or other displays or video sources, expansion buses, information panels, keypads, lights, mass storage devices, microphones, motion sensors, motors, printers, reels, SCSI ports, solenoids, speakers, thumbsticks, ticket readers, touch screens, trackballs, touchpads, wheels, and wireless communication devices. At least U.S. Patent Application Publication No. 2004/0254014 describes a variety of EGMs including one or more communication ports that enable the EGMs to communicate and operate with one or more external peripherals.

[0089] As generally described above, in certain embodiments, the EGM has a support structure, housing, or cabinet that provides support for a plurality of the input devices and the output devices of the EGM. Further, the EGM is configured such that a player may operate it while standing or sitting. In various embodiments, the EGM is positioned on a base or stand, or is configured as a pub-style tabletop game (not shown) that a player may operate typically while sitting.

[0090] It should be appreciated that, in certain embodiments, the EGM is a device that has obtained approval from a regulatory gaming commission, and in other embodiments, the EGM is a device that has not obtained approval from a regulatory gaming commission.

[0091] As explained above, for brevity and clarity, both the EGMs and the personal gaming devices of the present disclosure are collectively referred to herein as "EGMs." Accord-

ingly, it should be appreciated that certain of the example EGMs described above include certain elements that may not be included in all EGMs. For example, the payment device of a personal gaming device such as a mobile telephone may not include a coin acceptor, while in certain instances the payment device of an EGM located in a gaming establishment may include a coin acceptor.

[0092] In various embodiments, an EGM may be implemented in one of a variety of different configurations. In various embodiments, the EGM may be implemented as one of: (a) a dedicated EGM wherein computerized game programs executable by the EGM for controlling any primary or base games (referred to herein as “primary games”) and/or any secondary or bonus games or other functions (referred to herein as “secondary games”) displayed by the EGM are provided with the EGM prior to delivery to a gaming establishment or prior to being provided to a player; and (b) a changeable EGM wherein computerized game programs executable by the EGM for controlling any primary games and/or secondary games displayed by the EGM are downloadable to the EGM through a data network or remote communication link after the EGM is physically located in a gaming establishment or after the EGM is provided to a player.

[0093] As generally explained above, in various embodiments in which the gaming system includes a central server, central controller, or remote host and a changeable EGM, the at least one memory device of the central server, central controller, or remote host stores different game programs and instructions executable by the at least one processor of the changeable EGM to control one or more primary games and/or secondary games displayed by the changeable EGM. More specifically, each such executable game program represents a different game or a different type of game that the at least one changeable EGM is configured to operate. In one example, certain of the game programs are executable by the changeable EGM to operate games having the same or substantially the same game play but different paytables. In different embodiments, each executable game program is associated with a primary game, a secondary game, or both. In certain embodiments, an executable game program is executable by the at least one processor of the at least one changeable EGM as a secondary game to be played simultaneously with a play of a primary game (which may be downloaded to or otherwise stored on the at least one changeable EGM), or vice versa.

[0094] In operation of such embodiments, the central server, central controller, or remote host is configured to communicate one or more of the stored executable game programs to the at least one processor of the changeable EGM. In different embodiments, a stored executable game program is communicated or delivered to the at least one processor of the changeable EGM by: (a) embedding the executable game program in a device or a component (such as a microchip to be inserted into the changeable EGM); (b) writing the executable game program onto a disc or other media; or (c) uploading or streaming the executable game program over a data network (such as a dedicated data network). After the executable game program is communicated from the central server, central controller, or remote host to the changeable EGM, the at least one processor of the changeable EGM executes the executable game program to enable the primary game and/or the secondary game associated with that executable game program to be played using the display device(s) and/or the input device(s) of the changeable EGM.

That is, when an executable game program is communicated to the at least one processor of the changeable EGM, the at least one processor of the changeable EGM changes the game or the type of game that may be played using the changeable EGM.

[0095] In certain embodiments, the gaming system randomly determines any game outcome(s) (such as a win outcome) and/or award(s) (such as a quantity of credits to award for the win outcome) for a play of a primary game and/or a play of a secondary game based on probability data. In certain such embodiments, this random determination is provided through utilization of an RNG, such as a true RNG or a pseudo RNG, or any other suitable randomization process. In one such embodiment, each game outcome or award is associated with a probability, and the gaming system generates the game outcome(s) and/or the award(s) to be provided based on the associated probabilities. In these embodiments, since the gaming system generates game outcomes and/or awards randomly or based on one or more probability calculations, there is no certainty that the gaming system will ever provide any specific game outcome and/or award.

[0096] In certain embodiments, the gaming system maintains one or more predetermined pools or sets of predetermined game outcomes and/or awards. In certain such embodiments, upon generation or receipt of a game outcome and/or award request, the gaming system independently selects one of the predetermined game outcomes and/or awards from the one or more pools or sets. The gaming system flags or marks the selected game outcome and/or award as used. Once a game outcome or an award is flagged as used, it is prevented from further selection from its respective pool or set; that is, the gaming system does not select that game outcome or award upon another game outcome and/or award request. The gaming system provides the selected game outcome and/or award. At least U.S. Pat. Nos. 7,470,183; 7,563,163; and 7,833,092 and U.S. Patent Application Publication Nos. 2005/0148382, 2006/0094509, and 2009/0181743 describe various examples of this type of award determination.

[0097] In certain embodiments in which the gaming system includes a central server, central controller, or remote host and an EGM, the EGM is configured to communicate with the central server, central controller, or remote host for monitoring purposes only. In such embodiments, the EGM determines the game outcome(s) and/or award(s) to be provided in any of the manners described above, and the central server, central controller, or remote host monitors the activities and events occurring on the EGM. In one such embodiment, the gaming system includes a real-time or online accounting and gaming information system configured to communicate with the central server, central controller, or remote host. In this embodiment, the accounting and gaming information system includes: (a) a player database for storing player profiles, (b) a player tracking module for tracking players (as described below), and (c) a credit system for providing automated transactions. At least U.S. Pat. No. 6,913,534 and U.S. Patent Application Publication No. 2006/0281541 describe various examples of such accounting systems.

[0098] As noted above, in various embodiments, the gaming system includes one or more executable game programs executable by at least one processor of the gaming system to provide one or more primary games, such as the keno game of the present disclosure (in certain embodiments), and one or more secondary games, such as the keno game of the present

disclosure (in other embodiments). In various embodiments, the primary game(s) and the secondary game(s) may comprise any suitable games and/or wagering games, such as, but not limited to: electro-mechanical or video slot or spinning reel type games; video card games such as video cribbage, video draw poker, multi-hand video draw poker, other video poker games, video blackjack games, and video baccarat games; video keno games; video bingo games; and video selection games.

[0099] In certain embodiments in which the secondary game (such as when the keno game of the present disclosure is the primary game) or the primary game (such as when the keno game of the present disclosure is the secondary game) is a slot or spinning reel type game, the gaming system includes one or more reels in either an electromechanical form with mechanical rotating reels or in a video form with simulated reels and movement thereof. Each reel displays a plurality of indicia or symbols, such as bells, hearts, fruits, numbers, letters, bars, or other images that typically correspond to a theme associated with the gaming system. In certain such embodiments, the gaming system includes one or more paylines associated with the reels. In certain embodiments, one or more of the reels are independent reels or unisymbol reels. In such embodiments, each independent reel generates and displays one symbol.

[0100] In certain such embodiments, one or more of the paylines is horizontal, vertical, circular, diagonal, angled, or any suitable combination thereof. In other embodiments, each of one or more of the paylines is associated with a plurality of adjacent symbol display areas on a requisite number of adjacent reels. In one such embodiment, one or more paylines are formed between at least two symbol display areas that are adjacent to each other by either sharing a common side or sharing a common corner (i.e., such paylines are connected paylines). The gaming system enables a wager to be placed on one or more of such paylines to activate such paylines. In other embodiments in which one or more paylines are formed between at least two adjacent symbol display areas, the gaming system enables a wager to be placed on a plurality of symbol display areas, which activates those symbol display areas.

[0101] In various embodiments, the gaming system provides one or more awards after a spin of the reels when specified types and/or configurations of the indicia or symbols on the reels occur on an active payline or otherwise occur in a winning pattern, occur on the requisite number of adjacent reels, and/or occur in a scatter pay arrangement.

[0102] In certain embodiments, the gaming system employs ways to win award determination. In these embodiments, any outcome to be provided is determined based on a number of associated symbols that are generated in active symbol display areas on the requisite number of adjacent reels (i.e., not on paylines passing through any displayed winning symbol combinations). If a winning symbol combination is generated on the reels, one award for that occurrence of the generated winning symbol combination is provided. At least U.S. Pat. No. 8,012,011 and U.S. Patent Application Publication Nos. 2008/0108408 and 2008/0132320 describe various examples of ways to win award determinations.

[0103] In various embodiments, the gaming system includes a progressive award. Typically, a progressive award includes an initial amount and an additional amount funded through a portion of each wager placed to initiate a play of a primary game. When one or more triggering events occurs,

the gaming system provides at least a portion of the progressive award. After the gaming system provides the progressive award, an amount of the progressive award is reset to the initial amount and a portion of each subsequent wager is allocated to the next progressive award. At least U.S. Pat. Nos. 5,766,079; 7,585,223; 7,651,392; 7,666,093; 7,780,523; and 7,905,778 and U.S. Patent Application Publication Nos. 2008/0020846, 2009/0123364, 2009/0123363, and 2010/0227677 describe various examples of different progressive gaming systems.

[0104] As generally noted above, in addition to providing winning credits or other awards for one or more plays of the primary game(s), in various embodiments the gaming system provides credits or other awards for one or more plays of one or more secondary games. The secondary game typically enables a prize or payout to be obtained in addition to any prize or payout obtained through play of the primary game(s). The secondary game(s) typically produces a higher level of player excitement than the primary game(s) because the secondary game(s) provides a greater expectation of winning than the primary game(s) and is accompanied with more attractive or unusual features than the primary game(s). It should be appreciated that the secondary game(s) may be any type of suitable game, either similar to or completely different from the primary game.

[0105] In various embodiments, the gaming system automatically provides or initiates the secondary game upon the occurrence of a triggering event or the satisfaction of a qualifying condition. In other embodiments, the gaming system initiates the secondary game upon the occurrence of the triggering event or the satisfaction of the qualifying condition and upon receipt of an initiation input. In certain embodiments, the triggering event or qualifying condition is a selected outcome in the primary game(s) or a particular arrangement of one or more indicia on a display device for a play of the primary game(s), such as a "BONUS" symbol appearing on three adjacent reels along a payline following a spin of the reels for a play of the primary game. In other embodiments, the triggering event or qualifying condition occurs based on a certain amount of game play (such as number of games, number of credits, amount of time) being exceeded, or based on a specified number of points being earned during game play. It should be appreciated that any suitable triggering event or qualifying condition or any suitable combination of a plurality of different triggering events or qualifying conditions may be employed.

[0106] In other embodiments, at least one processor of the gaming system randomly determines when to provide one or more plays of one or more secondary games. In one such embodiment, no apparent reason is provided for the providing of the secondary game. In this embodiment, qualifying for a secondary game is not triggered by the occurrence of an event in any primary game or based specifically on any of the plays of any primary game. That is, qualification is provided without any explanation or, alternatively, with a simple explanation. In another such embodiment, the gaming system determines qualification for a secondary game at least partially based on a game triggered or symbol triggered event, such as at least partially based on play of a primary game.

[0107] In various embodiments, after qualification for a secondary game has been determined, the secondary game participation may be enhanced through continued play on the primary game. Thus, in certain embodiments, for each secondary game qualifying event, such as a secondary game

symbol, that is obtained, a given number of secondary game wagering points or credits is accumulated in a “secondary game meter” configured to accrue the secondary game wagering credits or entries toward eventual participation in the secondary game. In one such embodiment, the occurrence of multiple such secondary game qualifying events in the primary game results in an arithmetic or exponential increase in the number of secondary game wagering credits awarded. In another such embodiment, any extra secondary game wagering credits may be redeemed during the secondary game to extend play of the secondary game.

[0108] In certain embodiments, no separate entry fee or buy-in for the secondary game is required. That is, entry into the secondary game cannot be purchased; rather, in these embodiments entry must be won or earned through play of the primary game, thereby encouraging play of the primary game. In other embodiments, qualification for the secondary game is accomplished through a simple “buy-in.” For example, if qualification through other specified activities is unsuccessful, payment of a fee or placement of an additional wager “buys-in” to the secondary game. In certain embodiments, a separate side wager must be placed on the secondary game or a wager of a designated amount must be placed on the primary game to enable qualification for the secondary game. In these embodiments, the secondary game triggering event must occur and the side wager (or designated primary game wager amount) must have been placed for the secondary game to trigger.

[0109] In various embodiments in which the gaming system includes a plurality of EGMs, the EGMs are configured to communicate with one another to provide a group gaming environment. In certain such embodiments, the EGMs enable players of those EGMs to work in conjunction with one another, such as by enabling the players to play together as a team or group, to win one or more awards. In other such embodiments, the EGMs enable players of those EGMs to compete against one another for one or more awards. In one such embodiment, the EGMs enable the players of those EGMs to participate in one or more gaming tournaments for one or more awards. At least U.S. Patent Application Publication Nos. 2007/0123341, 2008/0070680, 2008/0176650, and 2009/0124363 describe various examples of different group gaming systems.

[0110] In various embodiments, the gaming system includes one or more player tracking systems. Such player tracking systems enable operators of the gaming system (such as casinos or other gaming establishments) to recognize the value of customer loyalty by identifying frequent customers and rewarding them for their patronage. Such a player tracking system is configured to track a player’s gaming activity. In one such embodiment, the player tracking system does so through the use of player tracking cards. In this embodiment, a player is issued a player identification card that has an encoded player identification number that uniquely identifies the player. When the player’s player tracking card is inserted into a card reader of the gaming system to begin a gaming session, the card reader reads the player identification number off the player tracking card to identify the player. The gaming system timely tracks any suitable information or data relating to the identified player’s gaming session. The gaming system also timely tracks when the player tracking card is removed to conclude play for that gaming session. In another embodiment, rather than requiring insertion of a player tracking card into the card reader, the gaming system utilizes one or more

portable devices, such as a cell phone, a radio frequency identification tag, or any other suitable wireless device, to track when a gaming session begins and ends. In another embodiment, the gaming system utilizes any suitable biometric technology or ticket technology to track when a gaming session begins and ends.

[0111] In such embodiments, during one or more gaming sessions, the gaming system tracks any suitable information or data, such as any amounts wagered, average wager amounts, and/or the time at which these wagers are placed. In different embodiments, for one or more players, the player tracking system includes the player’s account number, the player’s card number, the player’s first name, the player’s surname, the player’s preferred name, the player’s player tracking ranking, any promotion status associated with the player’s player tracking card, the player’s address, the player’s birthday, the player’s anniversary, the player’s recent gaming sessions, or any other suitable data. In various embodiments, such tracked information and/or any suitable feature associated with the player tracking system is displayed on a player tracking display. In various embodiments, such tracked information and/or any suitable feature associated with the player tracking system is displayed via one or more service windows that are displayed on the central display device and/or the upper display device. At least U.S. Pat. Nos. 6,722,985; 6,908,387; 7,311,605; 7,611,411; 7,617,151; and 8,057,298 describe various examples of player tracking systems.

[0112] Referring to FIG. 5, an example EGM for running or executing the keno game of the present disclosure is shown as electronic gaming device 500, in accordance with described embodiments. The gaming device 500 may include a main cabinet 504. The main cabinet 504 may provide a secure enclosure that prevents tampering with device components, such as a game controller (not shown) located within the interior of the main cabinet 504. The main cabinet 504 may include an access mechanism, such as a door 506, which allows the interior of the gaming device 500 to be accessed. Actuation of a door 506 may be controlled by a locking mechanism 514. In some embodiments, the locking mechanism 514, the door 406, and the interior of the main cabinet 504 may be monitored with security sensors of various types to detect whether the interior has been accessed. For instance, a light sensor may be provided within the main cabinet 504 to detect a change in light-levels when the door 506 is opened and/or an accelerometer may be attached to the door 506 to detect when the door 506 is opened.

[0113] The gaming device 500 may include any number of user interface devices that convey sensory information to a user and/or receive input from the user. For example, the gaming device 500 may include electronic displays 510, 522, speakers 526, and/or a candle device 512 to convey information to the user of the gaming device 502. The gaming device 502 may also include a console 524 having one or more inputs 534 (e.g., bonus buttons, track pads, etc.) configured to receive input from a user. For instance, the player may place a wager, select the starter card, and/or select the discards from the plurality of player cards by manipulating the one or more inputs 534. In one embodiment, the display 510 and/or the display 522 may also be a touch screen display configured to receive input from a user. A controller (not shown) within the gaming device 502 may run a game, such as a wager-based game based the process 300, 400 or another process described above, in response to receiving input from a user via the

inputs 534, the display 522, or the display 510. For example, the inputs 534 may be operated to place a wager in the keno game and to run the keno game.

[0114] The gaming device 500 may also include devices for conducting a wager-based game (e.g., a video keno game). For example, the gaming device 500 may include a ticket acceptor 516 and a printer 520. In various embodiments, the gaming device 500 may be configured to run on credits that may be redeemed for money and/or other forms of prizes. The ticket acceptor 516 may read an inserted ticket having one or more credits usable to play a game on the gaming device 500. For example, a player of the gaming device 500 may wager one or more credits within a video keno game. If the player loses, the wagered amount may be deducted from the player's remaining balance on the gaming device 500. However, if the player receives a payout, the player's balance may be increased by the amount of the payout. Any remaining credit balance on the gaming device 500 may be converted into a ticket via the printer 520. For example, a player of the gaming device 500 may cash out of the machine by selecting to print a ticket via the printer 520. The ticket may then be used to play other gaming machines or redeemed for cash and/or prizes. According to various embodiments, the gaming device 502 may record data regarding its receipt and/or disbursement of credits. For example, the gaming device 500 may generate accounting data whenever a result of a wager-based game is determined. In some embodiments, the gaming device 500 may provide accounting data to a remote data collection device, allowing the remote monitoring of the gaming device 500.

[0115] In one embodiment, the gaming device 500 may include a loyalty card acceptor 530. In general, a loyalty card may be tied to a user's loyalty account. A loyalty account may store various information about the user, such as the user's identity, the user's gaming preferences, the user's gaming habits (e.g., which games the user plays, how long the user plays, etc.), or similar information about the user. A loyalty account may also be used to reward a user for playing the gaming device 500. For example, a user having a loyalty account may be given a bonus turn on the gaming device 500 or credited loyalty points for playing the gaming device 500. Such loyalty points may be exchanged for loyalty rewards (e.g., a free meal, a free hotel stay, free room upgrade, discounts, etc.).

[0116] Implementations of the subject matter and the operations described in this specification can be implemented in digital electronic circuitry, or in computer software, firmware, or hardware, including the structures disclosed in this specification and their structural equivalents, or in combinations of one or more of them. Implementations of the subject matter described in this specification can be implemented as one or more computer programs, i.e., one or more modules of computer program instructions, encoded on one or more computer storage medium for execution by, or to control the operation of, data processing agent. Alternatively or in addition, the program instructions can be encoded on an artificially-generated propagated signal (e.g., a machine-generated electrical, optical, or electromagnetic signal) that is generated to encode information for transmission to a suitable receiver agent for execution by a data processing agent. A computer storage medium can be, or be included in, a computer-readable storage device, a computer-readable storage substrate, a random or serial access memory array or device, or a combination of one or more of them. Moreover, while a

computer storage medium is not a propagated signal, a computer storage medium can be a source or destination of computer program instructions encoded in an artificially-generated propagated signal. The computer storage medium can also be, or be included in, one or more separate components or media (e.g., multiple CDs, disks, or other storage devices). Accordingly, the computer storage medium may be tangible and non-transitory.

[0117] The operations described in this specification can be implemented as operations performed by a data processing agent on data stored on one or more computer-readable storage devices or received from other sources.

[0118] The terms "client" or "server" include all kinds of agent, devices, and machines for processing data, including by way of example a programmable processor, a computer, a system on a chip, or multiple ones, or combinations, of the foregoing. The agent can include special purpose logic circuitry, e.g., an FPGA (field programmable gate array) or an ASIC (application-specific integrated circuit). The agent can also include, in addition to hardware, code that creates an execution environment for the computer program in question, e.g., code that constitutes processor firmware, a protocol stack, a database management system, an operating system, a cross-platform runtime environment, a virtual machine, or a combination of one or more of them. The agent and execution environment can realize various different computing model infrastructures, such as web services, distributed computing and grid computing infrastructures.

[0119] A computer program (also known as a program, software, software application, script, or code) can be written in any form of programming language, including compiled or interpreted languages, declarative or procedural languages, and it can be deployed in any form, including as a stand-alone program or as a module, component, subroutine, object, or other unit suitable for use in a computing environment. A computer program may, but need not, correspond to a file in a file system. A program can be stored in a portion of a file that holds other programs or data (e.g., one or more scripts stored in a markup language document), in a single file dedicated to the program in question, or in multiple coordinated files (e.g., files that store one or more modules, sub-programs, or portions of code). A computer program can be deployed to be executed on one computer or on multiple computers that are located at one site or distributed across multiple sites and interconnected by a communication network.

[0120] The processes and logic flows described in this specification can be performed by one or more programmable processors executing one or more computer programs to perform actions by operating on input data and generating output. The processes and logic flows can also be performed by, and agent can also be implemented as, special purpose logic circuitry, e.g., an FPGA (field programmable gate array) or an ASIC (application specific integrated circuit).

[0121] Processors suitable for the execution of a computer program include, by way of example, both general and special purpose microprocessors, and any one or more processors of any kind of digital computer. Generally, a processor will receive instructions and data from a read-only memory or a random access memory or both. Devices suitable for storing computer program instructions and data include all forms of non-volatile memory, media and memory devices, including by way of example semiconductor memory devices, e.g., EPROM, EEPROM, and flash memory devices; magnetic disks, e.g., internal hard disks or removable disks; magneto-

optical disks; and CD-ROM and DVD-ROM disks. The processor and the memory can be supplemented by, or incorporated in, special purpose logic circuitry.

[0122] To provide for interaction with a user, implementations of the subject matter described in this specification can be implemented on a computer having a display device, e.g., a CRT (cathode ray tube), LCD (liquid crystal display), OLED (organic light emitting diode), TFT (thin-film transistor), plasma, other flexible configuration, or any other monitor for displaying information to the user and a keyboard, a pointing device, e.g., a mouse, trackball, etc., or a touch screen, touch pad, etc., by which the user can provide input to the computer. Other kinds of devices can be used to provide for interaction with a user as well; for example, feedback provided to the user can be any form of sensory feedback, e.g., visual feedback, auditory feedback, or tactile feedback; and input from the user can be received in any form, including acoustic, speech, or tactile input. In addition, a computer can interact with a user by sending documents to and receiving documents from a device that is used by the user; for example, by sending webpages to a web browser on a user's client device in response to requests received from the web browser.

[0123] Implementations of the subject matter described in this specification can be implemented in a computing system that includes a back-end component, e.g., as a data server, or that includes a middleware component, e.g., an application server, or that includes a front-end component, e.g., a client computer having a graphical user interface or a web browser through which a user can interact with an implementation of the subject matter described in this specification, or any combination of one or more such back-end, middleware, or front-end components. The components of the system can be interconnected by any form or medium of digital data communication, e.g., a communication network. Examples of communication networks include a local area network ("LAN") and a wide area network ("WAN"), an inter-network (e.g., the Internet), and peer-to-peer networks (e.g., ad hoc peer-to-peer networks).

[0124] While this specification contains many specific implementation details, these should not be construed as limitations on the scope of any inventions or of what may be claimed, but rather as descriptions of features specific to particular implementations of particular inventions. Certain features that are described in this specification in the context of separate implementations can also be implemented in combination in a single implementation. Conversely, various features that are described in the context of a single implementation can also be implemented in multiple implementations separately or in any suitable subcombination. Moreover, although features may be described above as acting in certain combinations and even initially claimed as such, one or more features from a claimed combination can in some cases be excised from the combination, and the claimed combination may be directed to a subcombination or variation of a subcombination.

[0125] Similarly, while operations are depicted in the drawings in a particular order, this should not be understood as requiring that such operations be performed in the particular order shown or in sequential order, or that all illustrated operations be performed, to achieve desirable results. In certain circumstances, multitasking and parallel processing may be advantageous. Moreover, the separation of various system components in the implementations described above should not be understood as requiring such separation in all imple-

mentations, and it should be understood that the described program components and systems can generally be integrated together in a single software product or packaged into multiple software products.

[0126] Thus, particular implementations of the subject matter have been described. Other implementations are within the scope of the following claims. In some cases, the actions recited in the claims can be performed in a different order and still achieve desirable results. In addition, the processes depicted in the accompanying figures do not necessarily require the particular order shown, or sequential order, to achieve desirable results. In certain implementations, multitasking or parallel processing may be utilized.

What is claimed is:

1. A method for providing a keno game for play comprising:

- displaying a keno board showing a set of available spots; receiving a player selection of a plurality of player selected spots;
- determining, using a processor, a set of removed spots to be removed from play from the set of available spots; and selecting, using the processor, a plurality of drawn spots from at least some of the set of available spots, wherein the plurality of drawn spots exclude the set of removed spots.

2. The method of claim 1, further comprising updating the keno board by updating keno board spots corresponding to the set of removed spots.

3. The method of claim 2, wherein updating the keno board includes removing the set of removed spots from the keno board.

4. The method of claim 2, wherein updating the keno board includes redrawing from the set of available spots after one of the removed spots is initially drawn.

5. The method of claim 1, wherein the set of removed spots is determined from the set of available spots excluding the plurality of player selected spots.

6. The method of claim 1, further comprising: selecting a pattern on the keno board, the pattern including a set of pattern-forming spots on the keno board, wherein the set of pattern-forming spots includes at least one of the player selected spots and at least one of the drawn spots including a first drawn spot.

7. The method of claim 6, further comprising providing a visualization of moving of the at least one of the drawn spots in the set of pattern-forming spots one at a time.

8. An electronic device for playing a keno game, comprising:

- a display configured to display the keno game to a player having a keno board with a first predetermined number of keno board spots;
- a user-input panel; and

- a game controller having one or more data processors and one or more storage devices storing instructions that, when executed by the one or more data processors, cause the one or more data processors to perform operations comprising:

- displaying a keno board showing a set of available spots;
- receiving a player selection of a plurality of player selected spots;
- selecting a plurality of drawn spots from the set of available spots;
- selecting a pattern on the keno board, the pattern including a set of pattern-forming spots on the keno board,

wherein a first spot in the set of pattern-forming spots is a spot from the player selected spots and a second spot in the set of pattern-forming spots is a spot from the plurality of drawn spots;

providing a visualization of moving the second spot inside the pattern; and
calculating payout at least in part based on results of the movement.

9. The electronic device of claim 8, wherein the first spot and the second spot are the same.

10. The electronic device of claim 8, wherein the pattern is a column in the keno board.

11. The electronic device of claim 8, wherein the pattern is a row in the keno board.

12. The electronic device of claim 8, wherein each spot in the set of pattern-forming spots is located adjacent on the keno board to at least one other spot from the set of pattern-forming spots.

13. A computer-readable storage medium having machine instructions stored therein, the instructions being executable by a processor to cause the processor to perform operations comprising:

displaying a keno board showing a set of available spots;
receiving a player selection of a plurality of player selected spots;
determining a set of removed spots to be removed from play from the set of available spots; and
selecting a plurality of drawn spots from at least some of the set of available spots, wherein the plurality of drawn spots exclude the set of removed spots.

14. The computer-readable storage medium of claim 13, the operations further comprising updating the keno board by updating keno board spots corresponding to the set of removed spots.

15. The computer-readable storage medium of claim 14, wherein updating the keno board includes removing the set of removed spots from the keno board.

16. The computer-readable storage medium of claim 14, wherein updating the keno board includes redrawing from the set of available spots after one of the removed spots is initially drawn.

17. The computer-readable storage medium of claim 13, wherein the set of removed spots is determined from the set of available spots excluding the plurality of player selected spots.

18. The computer-readable storage medium of claim 13, the operations further comprising:

selecting a pattern on the keno board, the pattern including a set of pattern-forming spots on the keno board, wherein the set of pattern-forming spots includes at least one of the player selected spots and at least one of the drawn spots including a first drawn spot.

19. The computer-readable storage medium of claim 18, the operations further comprising providing a visualization of moving of the at least one of the drawn spots in the set of pattern-forming spots one at a time.

20. A method comprising:

displaying a keno board showing a set of available spots;
receiving a player selection of a plurality of player selected spots;
selecting, using a processor, a plurality of drawn spots from the set of available spots;
selecting, using the processor, a pattern on the keno board, the pattern including a set of pattern-forming spots on the keno board, wherein a first spot in the set of pattern-forming spots is a spot from the player selected spots and a second spot in the set of pattern-forming spots is a spot from the plurality of drawn spots;
providing a visualization of moving the second spot inside the pattern; and
calculating payout at least in part based on results of spinning the first pattern.

21. The method of claim 20, wherein the first spot and the second spot are the same.

22. The method of claim 20, wherein the pattern is a column in the keno board.

23. The method of claim 20, wherein the pattern is a row in the keno board.

24. The method of claim 20, wherein each spot in the set of pattern-forming spots is located adjacent on the keno board to at least one other spot from the set of pattern-forming spots.

* * * * *