

L. D. Newell.

Ships' Cabin Table, &c.

No. 101,495.

Patented Apr. 5, 1870.

Fig. 2.

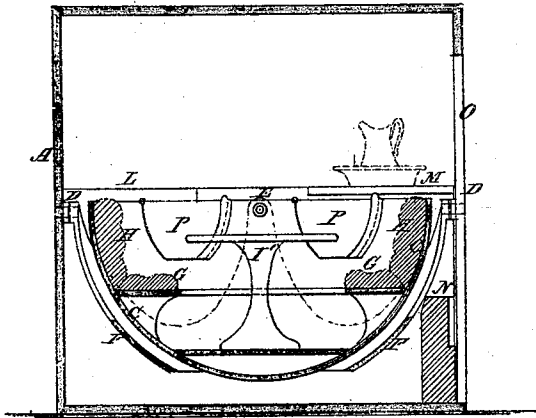


Fig. 1.

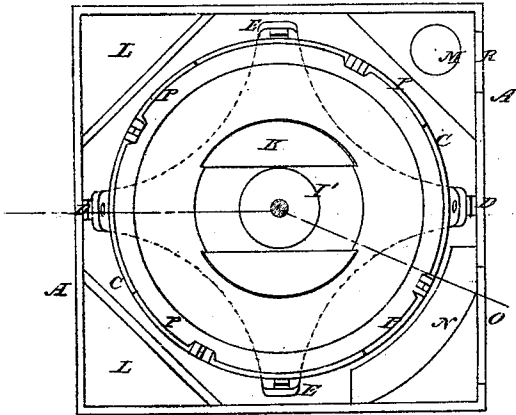
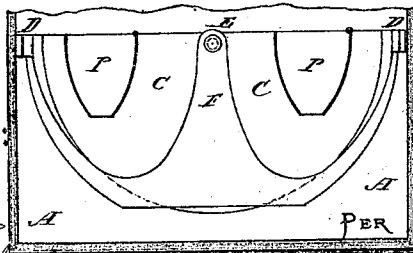


Fig. 3.



Witnesses:

*Charles Distenich*  
*Alex. F. Roberts*

Inventor:

*L. D. Newell*  
*Mumford*  
Attorneys.

# United States Patent Office.

LORENZO D. NEWELL, OF NEW YORK, N. Y.

Letters Patent No. 101,495, dated April 5, 1870.

## IMPROVEMENT IN MARINE FURNITURE.

The Schedule referred to in these Letters Patent and making part of the same.

### To all whom it may concern:

Be it known that I, LORENZO D. NEWELL, of the city, county, and State of New York, have invented a new and improved Oscillating Couch Sofa for Vessels; and I do hereby declare that the following is a full, clear, and exact description thereof, which will enable others skilled in the art to make and use the same, reference being had to the accompanying drawing forming part of this specification.

This invention relates to improvements in apparatus to be used on vessels at sea, to neutralize the oscillating motion of the vessel; and

It consists in providing in the state-rooms, saloons, cabins, and other parts of the vessel, couches, sofas, or the like, suspended on hangings capable of unusual motions, so that they will always maintain a horizontal position irrespective of that of the ship, the said couches being preferably made round or circular, and those placed in the state-rooms being as large as may be contained within the walls of the rooms, and having circular seats within the shells which form the backs of the seats. The angular spaces in the corners of the square state-rooms not occupied by the couches are designed to be used for clothes-closets, wash-stands, and the like.

Figure 1 is a plan view of one of my improved couches, placed within a state-room.

Figure 2 is a sectional elevation of the same, and

Figure 3 is a side elevation, one wall of the room being removed.

Similar letters of reference indicate corresponding parts.

A represents the wall of the state-room, and  
B the floor of the same.

C represents the shell of the couch, which I prefer to make circular, in horizontal section, and semicircular or nearly so in vertical section, and as large as will swing within the walls of the state-room, being suspended on the four pivots D D E E, in the well-known way, to admit of universal oscillation on a support, F, having four arms rising to the top of the shell C, two being journaled at D, and the other two receiving journals on the shell at E.

In this example I have represented the journals at D as supported in the walls of the state-room, but I prefer to provide strong iron posts extending between decks for the support of these journals, as a more permanent means of supporting them.

The interior of these shells C is designed to have

circular seats or couches G and backs H, of upholstered material, and a central space, I, extending to the floor of the shell C, is provided, to allow the occupant to sit on the seats properly.

The dotted line K, in fig. 1, indicates the position of small boards to be placed on the seats when they are to be used for couches, the better to adapt them to the purpose, mattresses or cushions being placed thereon. In this way, ample room may be provided within the ordinary space of a state-room for two occupants, or the whole of the space I may be covered.

The angular spaces L are designed to be adapted for the use as clothes-closets, the space M for a wash-stand, and N may be the place of entrance through a door, O, steps being provided to pass over the top of the shell C, or small doors P may be placed therein to swing upon hinges at Q.

R represents a door in the wall A, opposite the wash-stand, for supplying water thereto without requiring the servant to pass into the room.

Center-tables I' may be placed in the space I for the convenience of occupants, and they may be detachably connected to the floor for removal, if required.

These couches or seats may be placed in other parts of the vessel, if required, in the cabins, saloons, and other places, for the use of passengers while occupying those places, but they are intended mainly for the state-rooms, where it is believed they will add very materially to the comfort of passengers, besides relieving the upper space of the state-rooms, now commonly occupied by upper berths, which prevent the use of the lower ones as seats.

Having thus described my invention,

I claim as new and desire to secure by Letters Patent—

1. A circular, curved, or other-formed hollow shell, C, provided with the cushioned seat G, back H, and central space I, and one or more doors P, and suspended for universal motion, all substantially as specified.

2. The combination, with a couch or sofa arranged and suspended as described, of a center-table, detachably connected, substantially as specified.

The above specification of my invention signed by me this 30th day of November, 1869.

LORENZO D. NEWELL.

Witnesses:

GEO. W. MABEE,  
ALEX. F. ROBERTS.