



US00D726988S

(12) **United States Design Patent**
Baric et al.

(10) **Patent No.:** **US D726,988 S**

(45) **Date of Patent:** **** Apr. 14, 2015**

(54) **TRACK BODY FOR LINEAR MODULES**

(71) Applicant: **Parker-Hannifin Corporation,**
Cleveland, OH (US)

(72) Inventors: **Thomas J. Baric,** Trafford, PA (US);
Michael D. Bridges, Monroeville, PA
(US); **Adis Halimic,** Cheswick, PA (US)

(73) Assignee: **Parker-Hannifin Corporation,**
Cleveland, OH (US)

(**) Term: **14 Years**

(21) Appl. No.: **29/455,159**

(22) Filed: **May 17, 2013**

(51) **LOC (10) Cl.** **12-05**

(52) **U.S. Cl.**
USPC **D34/29**

(58) **Field of Classification Search**
USPC D34/29; 198/860.1, 860.3, 860.4
See application file for complete search history.

(56) **References Cited**

U.S. PATENT DOCUMENTS

5,361,894	A *	11/1994	Solez	198/860.1
6,848,572	B1 *	2/2005	Sisson et al.	198/860.1
D584,473	S *	1/2009	Campbell et al.	D34/29
D660,544	S *	5/2012	Onayama	D34/29
2009/0260958	A1 *	10/2009	Koeda et al.	198/860.1
2011/0114457	A1 *	5/2011	Ertel et al.	198/860.1

* cited by examiner

Primary Examiner — Doris Clark

(74) *Attorney, Agent, or Firm* — Thomas G. Fistek

(57) **CLAIM**

The ornamental design for a track body for linear modules, as shown and described.

DESCRIPTION

FIG. 1 is a perspective view of an track body for linear modules, showing my new design, with a middle portion broken away to disclose indefinite length; and, FIG. 2 is an end view of the track body for linear modules of FIG. 1, the opposite end view being a mirror image.

1 Claim, 1 Drawing Sheet

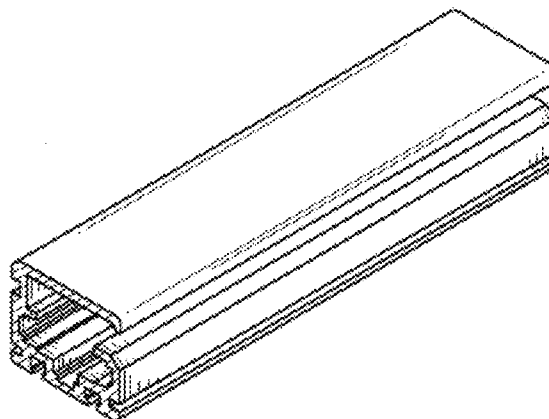
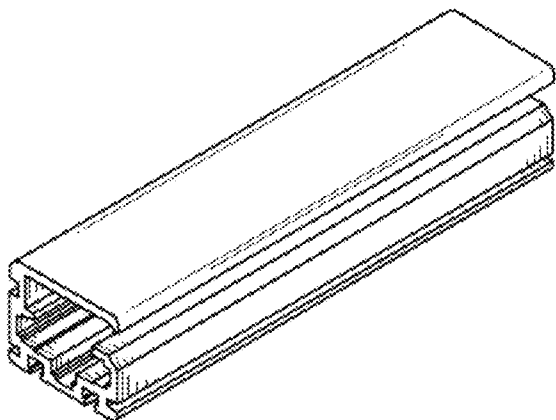


FIG. 1

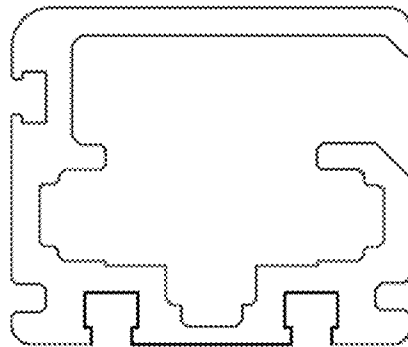
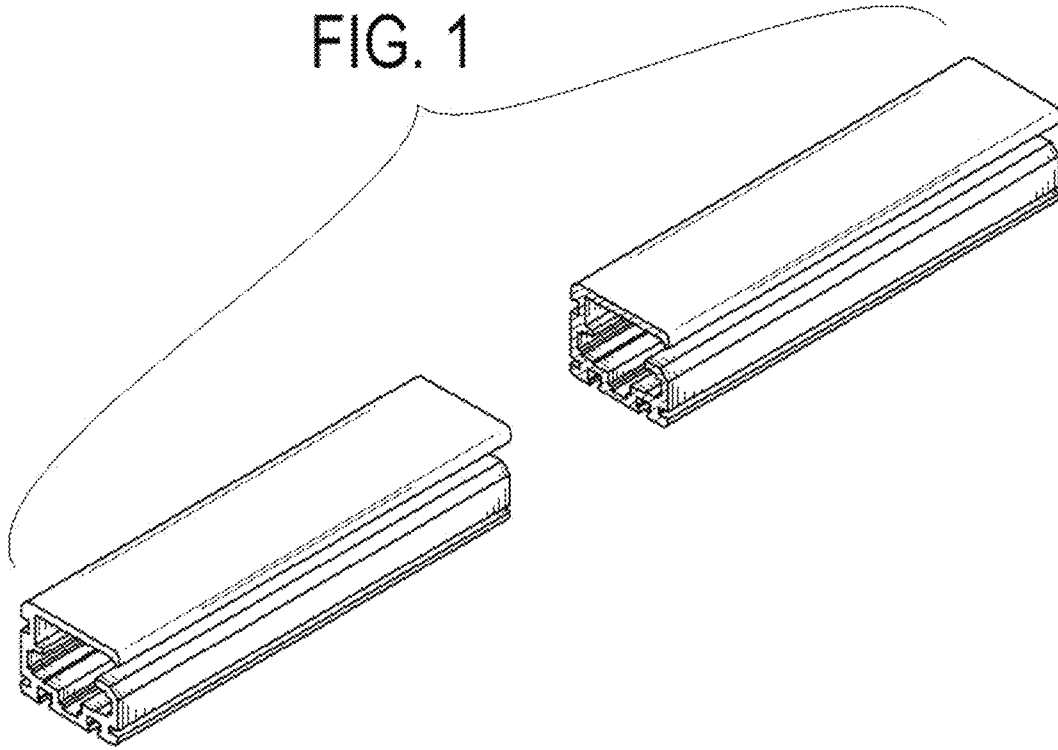


FIG. 2