



US00D674841S

(12) **United States Design Patent**  
**Bruck et al.**

(10) **Patent No.:** **US D674,841 S**

(45) **Date of Patent:** **\*\* Jan. 22, 2013**

(54) **BULK VENDING APPARATUS**

(75) Inventors: **Robert Bruck**, Roslyn, NY (US);  
**Christopher Gerding**, Wadsworth, OH (US)

(73) Assignee: **Lama Group, LLC.**, New York, NY (US)

(\*\*) Term: **14 Years**

(21) Appl. No.: **29/374,148**

(22) Filed: **Jul. 8, 2011**

(51) **LOC (9) Cl.** ..... **20-01**

(52) **U.S. Cl.** ..... **D20/4**

(58) **Field of Classification Search** ..... D20/1-9,  
D20/99; D6/397; D99/28; 194/205; 221/66,  
221/69, 79, 92, 155, 208, 226, 237, 247  
See application file for complete search history.

(56) **References Cited**

**U.S. PATENT DOCUMENTS**

D83,353 S \* 2/1931 Sand, Jr. .... D20/4  
D89,112 S \* 1/1933 Katz ..... D20/4

D175,225 S \* 7/1955 Lane ..... D20/4  
D294,204 S \* 2/1988 Tombs et al. .... D6/397  
D313,822 S \* 1/1991 Brown et al. .... D20/4  
D339,163 S \* 9/1993 Moore ..... D20/4  
D384,700 S \* 10/1997 Schwarzli ..... D20/7  
D466,941 S \* 12/2002 Shubert et al. .... D20/4  
D530,377 S \* 10/2006 Hart et al. .... D20/4

\* cited by examiner

*Primary Examiner* — Mary Ann Calabrese

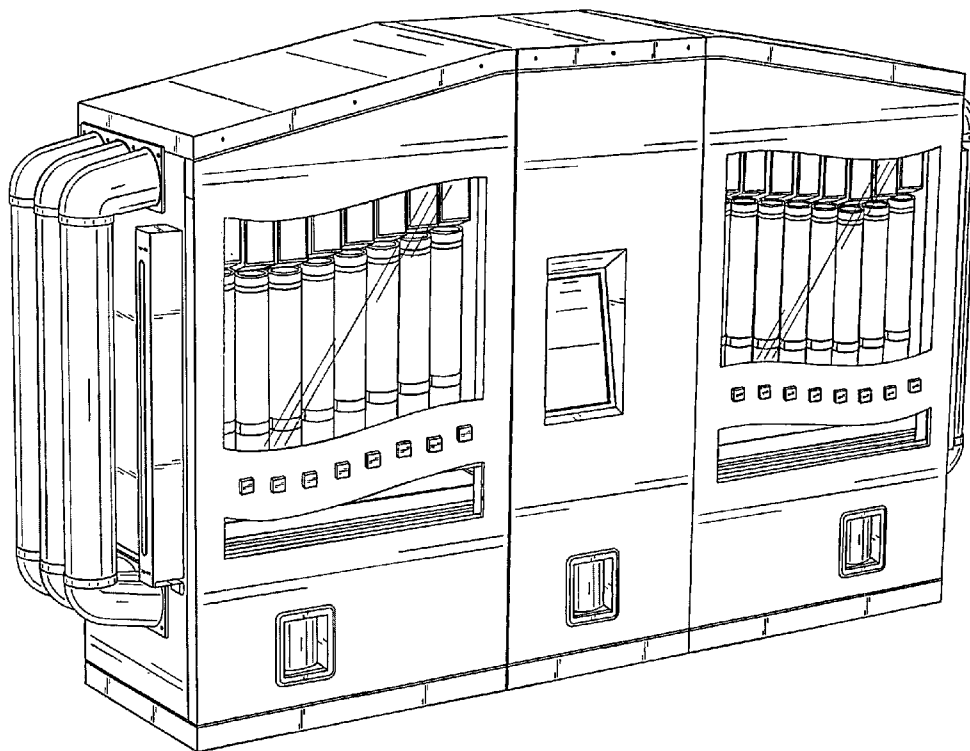
(57) **CLAIM**

The ornamental design for a bulk vending apparatus, as shown and described.

**DESCRIPTION**

FIG. 1 is a front elevation view of a bulk vending apparatus according to my novel design;  
FIG. 2 is a rear elevation view of FIG. 1;  
FIG. 3 is a left, side elevation view of FIG. 1;  
FIG. 4 is a right, side elevation view of FIG. 1; and,  
FIG. 5 is a left, front perspective view of FIG. 1.

**1 Claim, 5 Drawing Sheets**



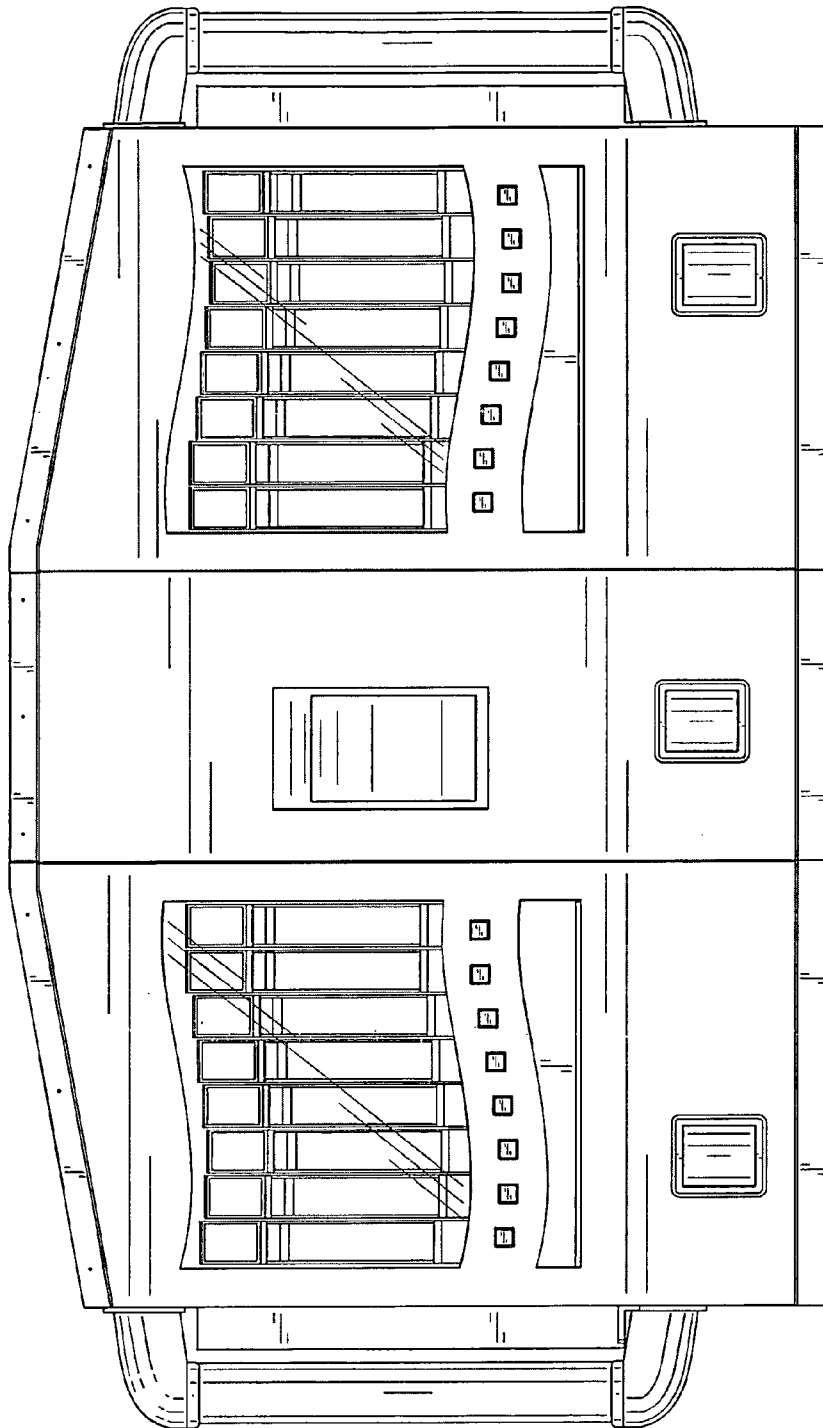


FIG. 1

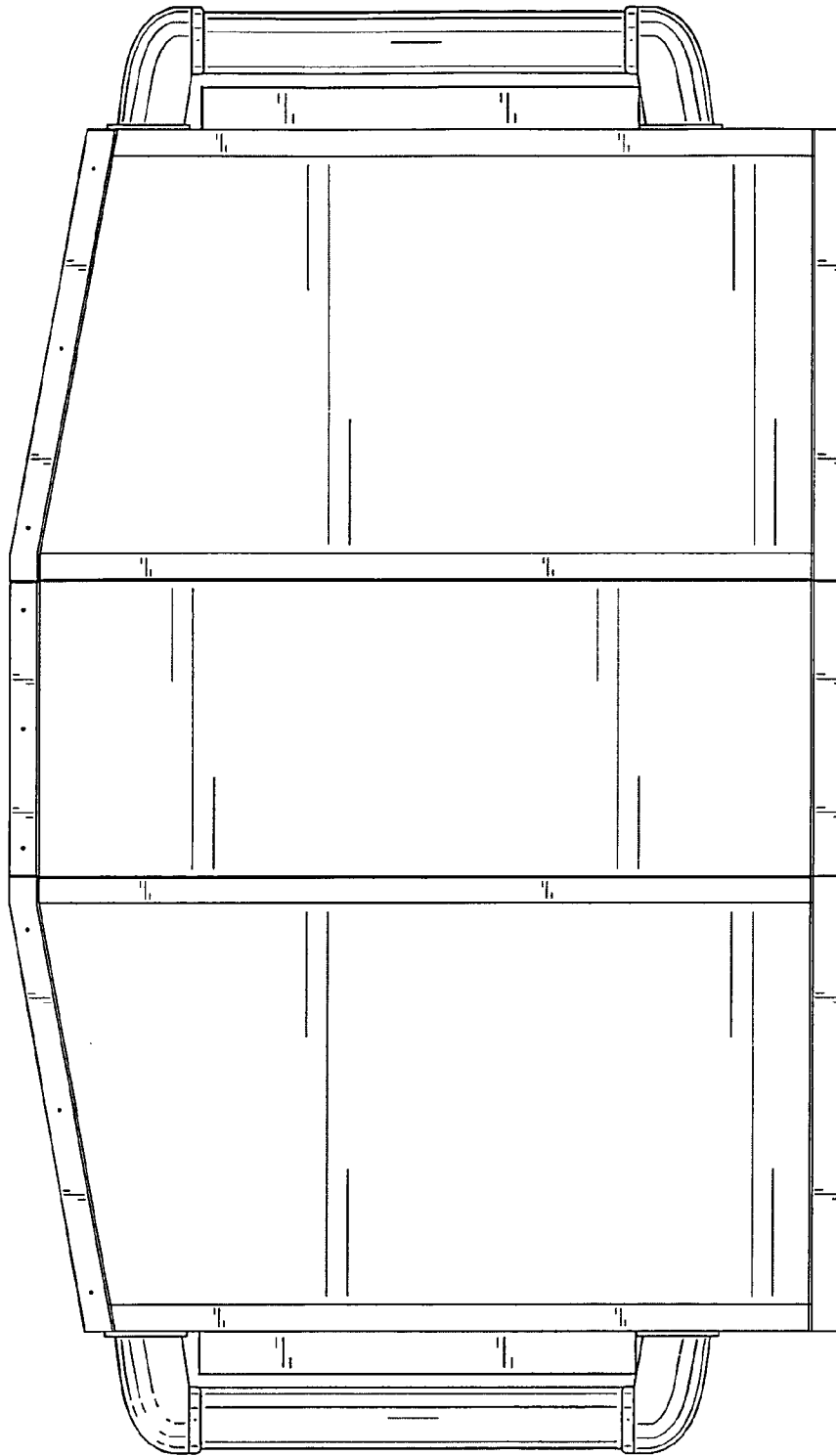


FIG. 2




FIG. 3




FIG. 4

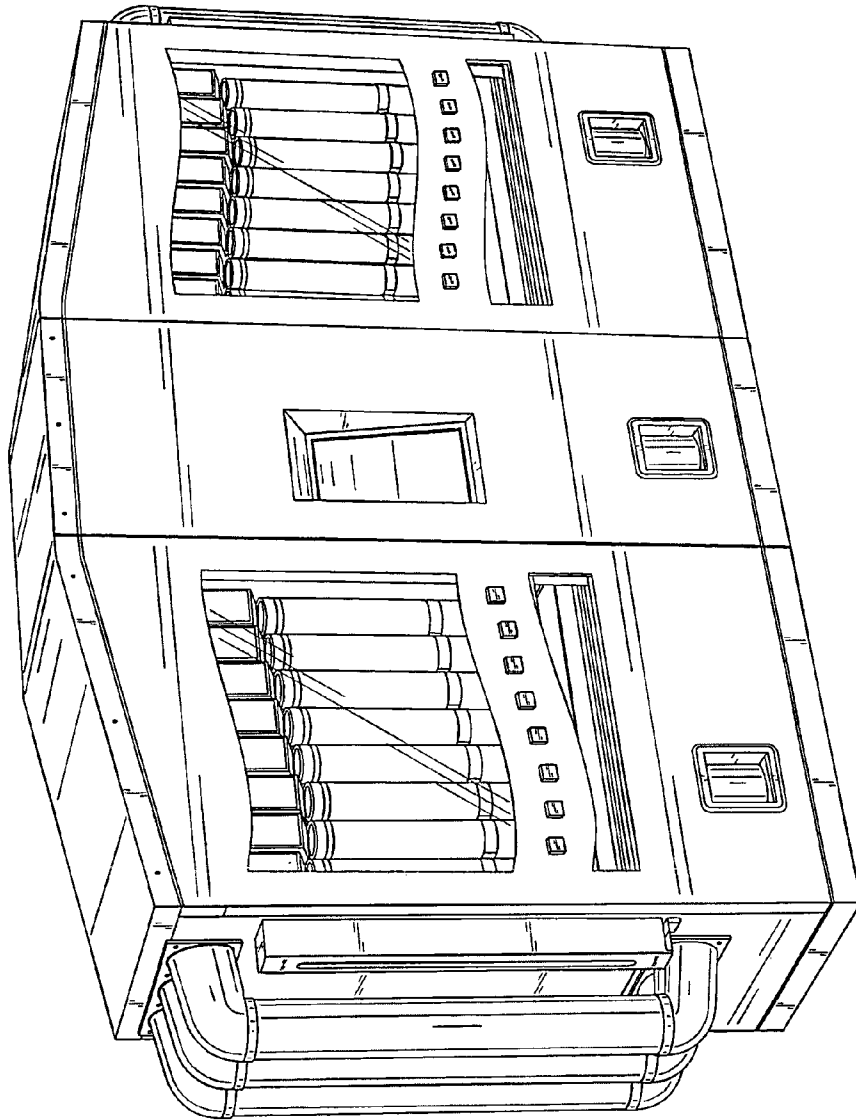


FIG. 5