



US00D740263S

(12) **United States Design Patent**
Choi et al.

(10) **Patent No.:** **US D740,263 S**

(45) **Date of Patent:** **** Oct. 6, 2015**

(54) **CELLULAR PHONE**
(71) Applicant: **LG ELECTRONICS INC.**, Seoul (KR)
(72) Inventors: **Sanghyun Choi**, Seoul (KR); **Seungil Lee**, Seoul (KR)
(73) Assignee: **LG Electronics Inc.**, Seoul (KR)
(**) Term: **14 Years**
(21) Appl. No.: **29/460,736**
(22) Filed: **Jul. 15, 2013**

D587,697 S * 3/2009 Bjorninen et al. D14/248
D589,015 S * 3/2009 Leith et al. D14/138 AD
D589,503 S * 3/2009 McPhail D14/248
D601,985 S * 10/2009 Ren et al. D14/138 AB
D603,388 S * 11/2009 Tompkin et al. D14/248
D604,284 S * 11/2009 Rihu D14/248
D608,355 S * 1/2010 Fahlgren et al. D14/248
D614,156 S * 4/2010 Lee et al. D14/138 AB
D618,228 S * 6/2010 Oh et al. D14/248
D630,200 S * 1/2011 Ruohonen et al. D14/248
D639,769 S * 6/2011 Wang D14/138 AA
D643,010 S * 8/2011 Park et al. D14/138 AB
D645,019 S * 9/2011 Kim et al. D14/138 AB
D650,775 S * 12/2011 Aarras D14/248
D652,002 S * 1/2012 Yang D14/138 AD
D652,010 S * 1/2012 Chung D14/138 AA
D707,213 S * 6/2014 Han D14/248

(30) **Foreign Application Priority Data**

Feb. 15, 2013 (KR) 30-2013-0007943

(51) **LOC (10) Cl.** **14-03**

(52) **U.S. Cl.**
USPC **D14/248**

(58) **Field of Classification Search**

USPC D14/138 AD, 138 C, 138 G, 203.7, 217,
D14/30, 238.1, 240, 247, 248, 250, 253,
D14/341, 345, 346, 439, 440; D13/103,
D13/107, 108, 119; D3/201, 218, 269, 273,
D3/303; 206/320; 220/662; 361/679.27;
455/456.1, 575.1, 575.4, 575.8
CPC G06F 1/1628; A45C 2013/025; A45C 13/02;
A45C 11/00; B65D 85/64

See application file for complete search history.

(56) **References Cited**

U.S. PATENT DOCUMENTS

D567,793 S * 4/2008 Eguchi D14/138 AB
D573,967 S * 7/2008 Tsai et al. D14/138 AA
D574,350 S * 8/2008 Yu et al. D14/138 AB

* cited by examiner

Primary Examiner — Barbara Fox

(74) *Attorney, Agent, or Firm* — Morgan, Lewis & Bockius LLP

(57) **CLAIM**

The ornamental design for a cellular phone, as shown and described.

DESCRIPTION

FIG. 1 is a front, right side, perspective view of a cellular phone showing our new design;
FIG. 2 is a front view thereof;
FIG. 3 is a rear view thereof;
FIG. 4 is a left side view thereof;
FIG. 5 is a right side view thereof;
FIG. 6 is a top view thereof; and,
FIG. 7 is a bottom view thereof.
The broken lines shown in the drawings represent portions of the cellular phone which form no part of the claimed design.

1 Claim, 6 Drawing Sheets

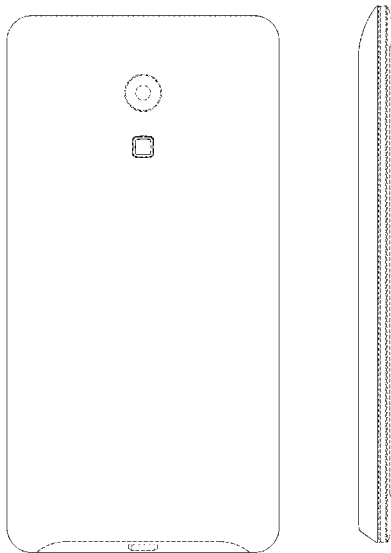


FIG. 1




FIG. 2




FIG. 3

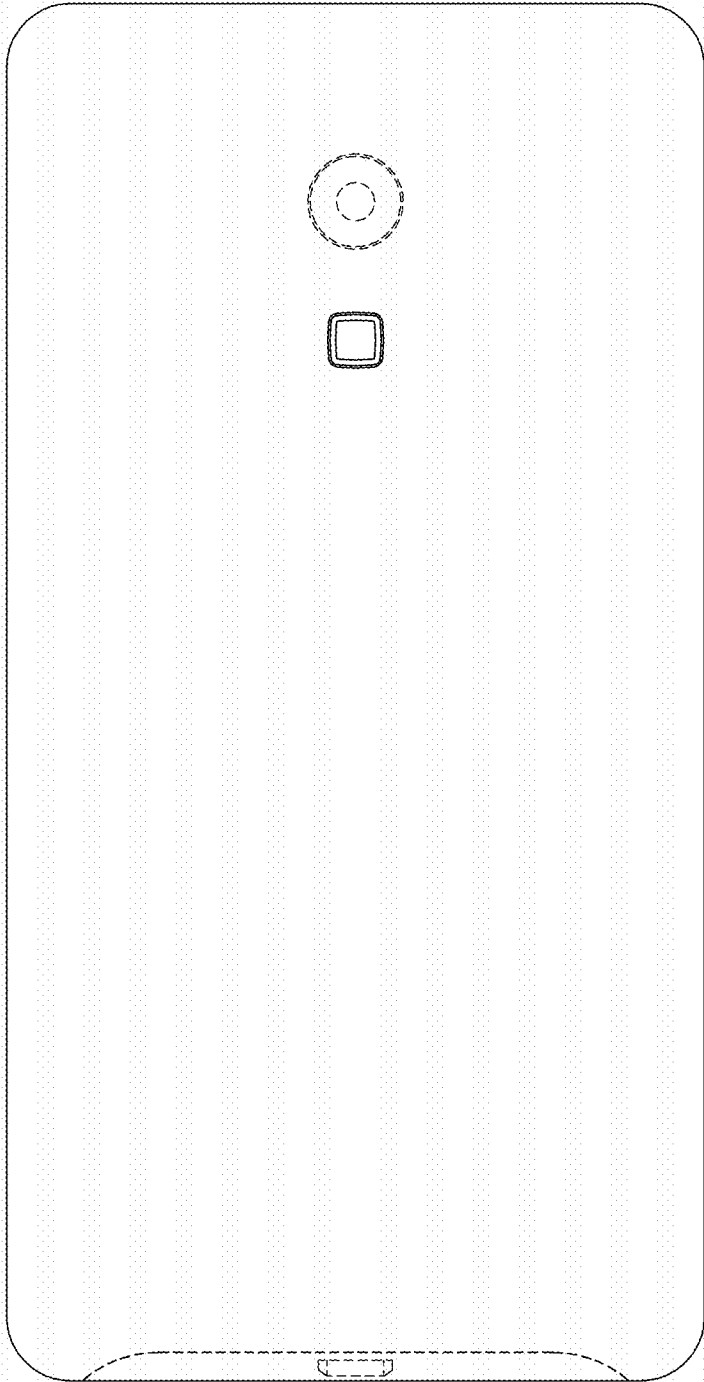


FIG. 4




FIG. 5




FIG. 6




FIG. 7

