



US00D483257S

(12) **United States Design Patent** (10) **Patent No.:** **US D483,257 S**
Lim (45) **Date of Patent:** **** Dec. 9, 2003**

(54) **RECEPTACLE**
(75) **Inventor:** **Chee Tet Lim**, Singaporean (SG)
(73) **Assignee:** **Tastyfood Industries (S) Pte Ltd**,
Jurong (SG)
(**) **Term:** **14 Years**
(21) **Appl. No.:** **29/171,027**
(22) **Filed:** **Nov. 14, 2002**
(30) **Foreign Application Priority Data**
May 17, 2002 (SG) D2002/523/C
(51) **LOC (7) Cl.** **09-05**
(52) **U.S. Cl.** **D9/306**
(58) **Field of Search** D9/302, 305, 306;
D24/115, 117, 118, 121, 108; 222/541.5,
541.06, 107; 215/382, 395, 306, 252; 383/107,
119; 206/532

5,238,157 A * 8/1993 Gentile 222/541.5
D392,184 S * 3/1998 Weiler D9/302
D417,848 S * 12/1999 Marshall D9/503
D436,526 S * 1/2001 Ko D9/302
D446,445 S * 8/2001 Croft et al. D9/306

* cited by examiner

Primary Examiner—Paula A. Mortimer
(74) *Attorney, Agent, or Firm*—Intellectual Property Law
Group LLP; Otto O. Lee; Juneko Jackson

(57) **CLAIM**

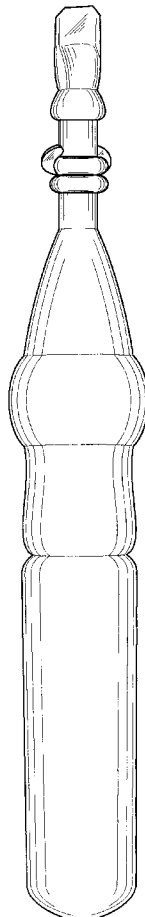
The ornamental design for a receptacle, as shown and
described.

DESCRIPTION

FIG. 1 is a side elevational view of a receptacle embodying
my design;
FIG. 2 is a side elevational view of the top portion of the
receptacle shown in FIG. 1;
FIG. 3 is a side elevational view of the top portion of the
receptacle as viewed from the opposite side in relation to
FIG. 2; and,
FIG. 4 is a top plan view of the receptacle shown in FIG. 1.

(56) **References Cited**
U.S. PATENT DOCUMENTS
D262,942 S * 2/1982 DiPisa, Sr. D9/302

1 Claim, 2 Drawing Sheets



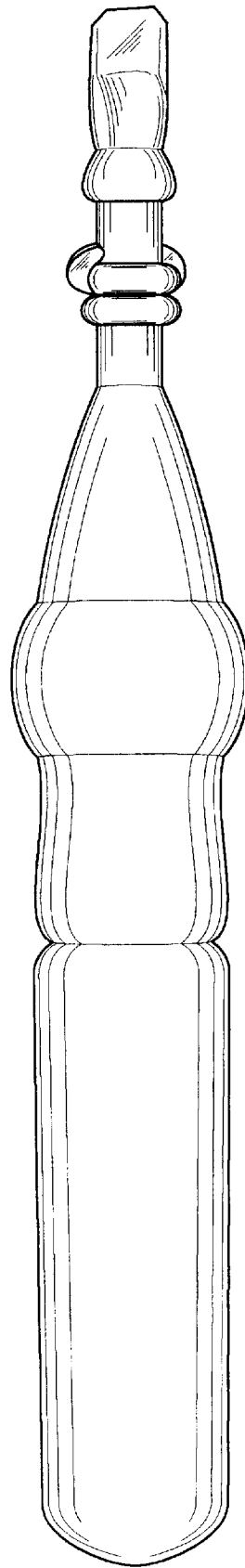


FIG. 1

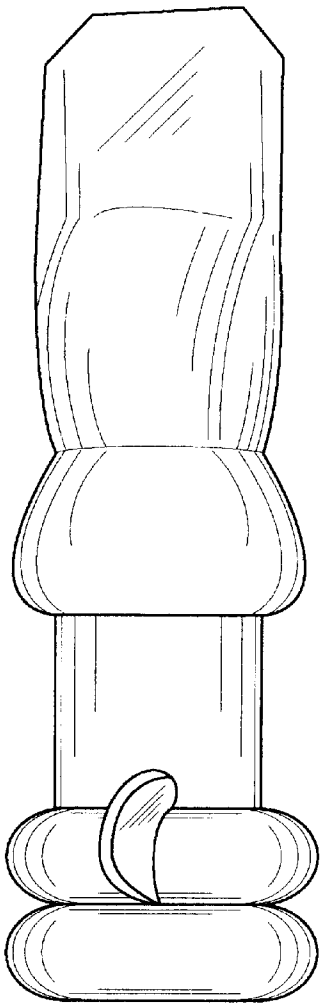


FIG. 2

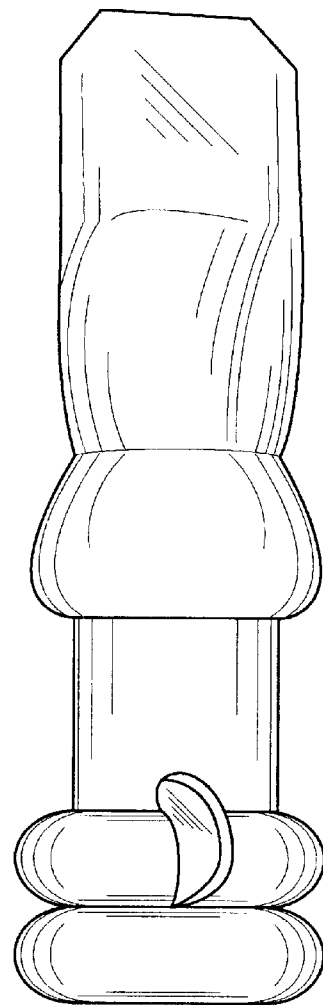


FIG. 3




FIG. 4