May 20, 1930. O. I. PRICE 1,759,711

SWIMMING APPLIANCE

Filed Oct. 31, 1928 3 Sheets-Sheet 1

FIG. 1.

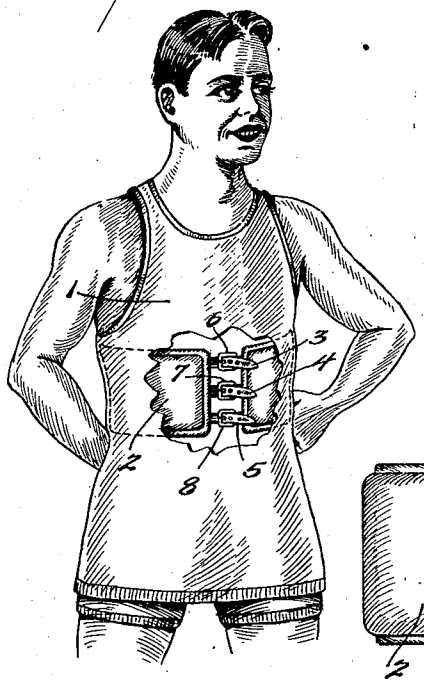

FIG. 4.

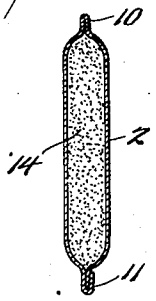

FIG. 5.

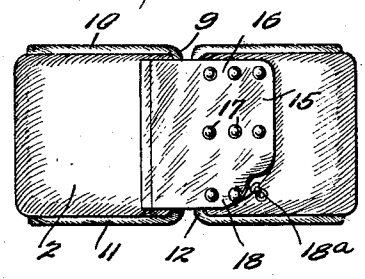

FIG. 2.

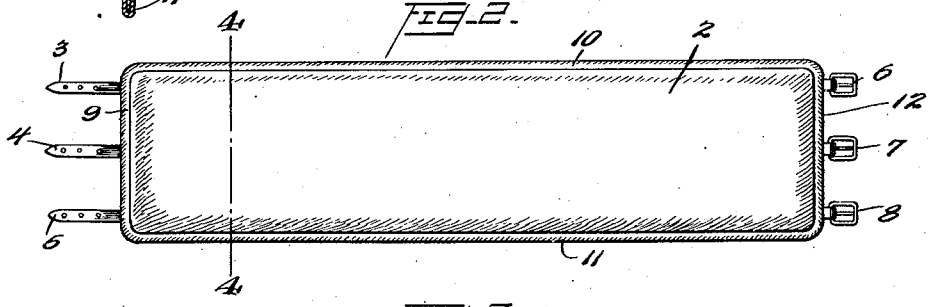

FIG. 3.

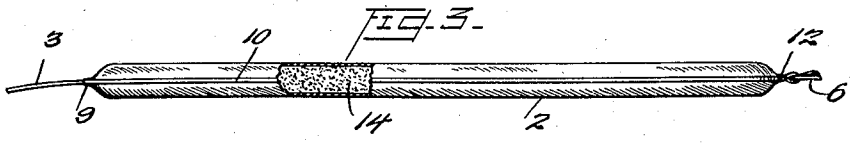

Inventor

Osborne I. Price

By John B. Brady

Attorney

May 20, 1930. O. I. PRICE 1,759,711

SWIMMING APPLIANCE

Filed Oct. 31, 1928 3 Sheets-Sheet 2

FIG. 6.

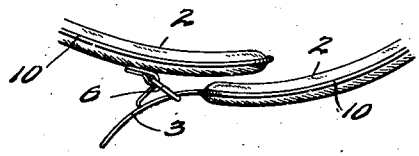

FIG. 7.

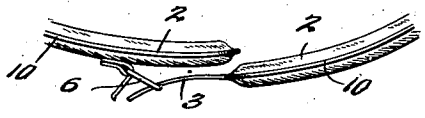

FIG. 8.

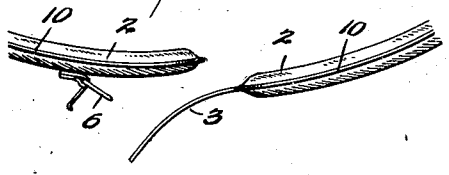

FIG. 9.

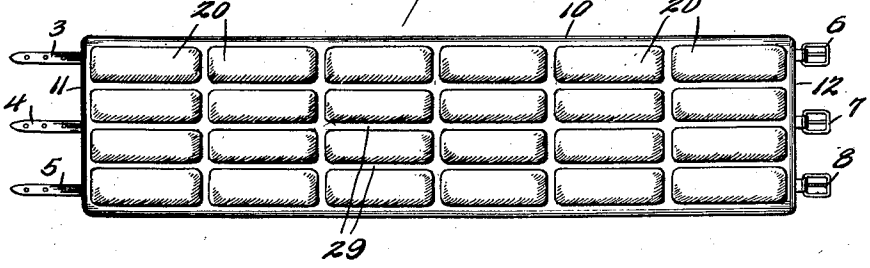

FIG. 10.

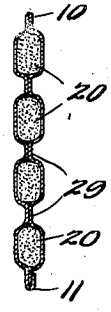

Inventor

Osborne I. Price

By John B. Brady

Attorney

May 20, 1930. O. I. PRICE 1,759,711

SWIMMING APPLIANCE

Filed Oct. 31, 1928 3 Sheets-Sheet 3

FIG. 11.

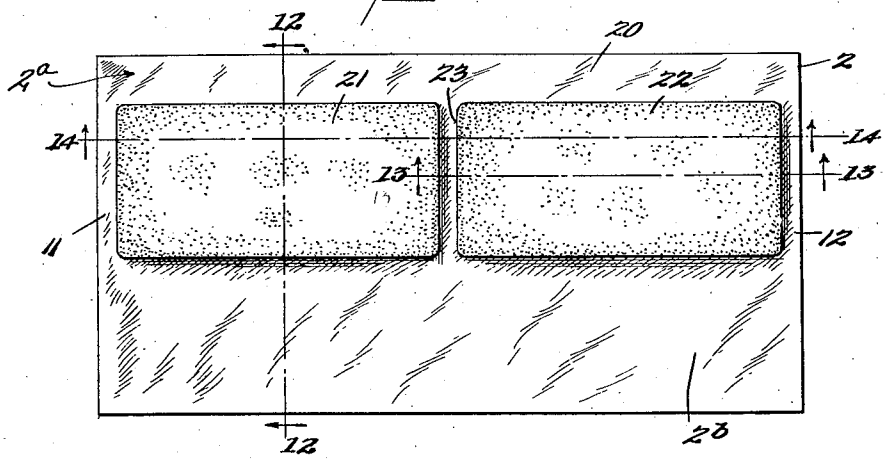

FIG. 12.

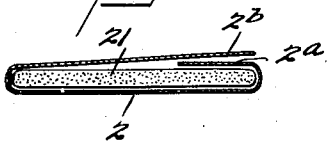

FIG. 13.

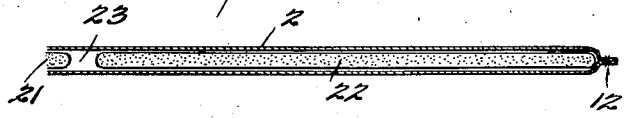

FIG. 14.

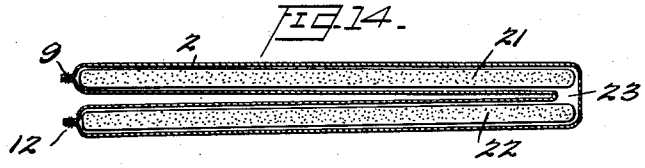

FIG. 15.

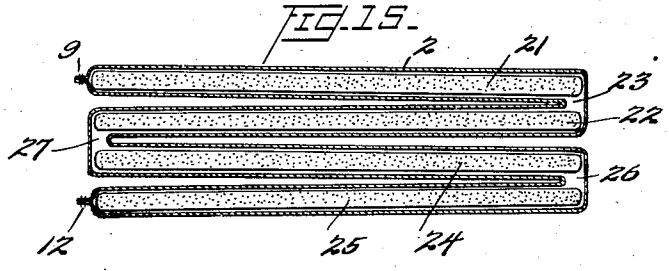

Inventor

Osborne I. Price

By John B. Brady

Attorney

Patented May 20, 1930 1,759,711

UNITED STATES PATENT OFFICE

OSBORNE I. PRICE, OF FREDERICK, MARYLAND

SWIMMING APPLIANCE

Application filed October 31, 1928. Serial No. 316,168.

My invention relates broadly to swimming appliances and more particularly to the construction of a swimming belt or girdle.

One of the objects of my invention is to provide a construction of swimming appliance which may be worn by a swimmer beneath a bathing suit and in such manner that the swimming appliance is practically invisible.

Another object of my invention is to provide a buoyant belt which is normally of extremely light weight but which contains material having a high degree of buoyancy when submerged in water and capable of supporting a relatively large weight while submerged.

Still another object of my invention is to provide a simplified construction of swimming belt which may be readily adapted to different sizes and secured around the waist of the wearer for buoying the wearer when submerged in water.

A further object of my invention is to provide a construction of swimming appliance built up of a plurality of independent sections which may be folded upon each other in a stack for collapsing the swimming appliance into a small package for carrying purposes or for forming a pillow, cushion, back rest or seat from the swimming appliance. The construction of the swimming appliance of my invention will be more clearly understood from the specification hereinafter following in which:

Figure 1 illustrates the swimming appliance in position upon a wearer; Fig. 2 is a front elevation of the swimming appliance of my invention flattened out to illustrate the connecting means at each end thereof; Fig. 3 is a top view of the swimming appliance shown in Fig. 2; Fig. 4 is a cross-sectional view through the swimming appliance taken on line 4—4 of Fig. 2 and showing the buoying material in the interior of the swimming appliance; Fig. 5 is a front elevation of a modified form of swimming appliance showing the means which I may provide for adapting the swimming appliance to different sizes; Figs. 6, 7 and 8 show fragmentary views of the swimming appliance and the manner in which the appliance may be adapted to different sizes of wearers; Figs. 9 and 10 show a modified form of the swimming appliance of my invention where a plurality of buoying sections are provided for the swimming appliance of my invention; Fig. 11 shows the parts of the swimming appliance arranged in position preparatory to the assembly of the swimming appliance; Fig. 12 shows the swimming appliance in process of assembly taken on line 12—12 of Fig. 11, with the cloth cover being folded about the buoying material of the swimming appliance; Fig. 13 is a longitudinal cross-sectional view taken through the swimming appliance on line 13 of Fig. 11 after the appliance has been assembled; Fig. 14 shows the swimming appliance with the parts thereof in folded relationship; and Fig. 15 shows a swimming appliance constructed in accordance with my invention from a plurality of separate sections which are folded upon each other for forming a small package which may, be used as a pillow, seat cushion or back rest.

Heretofore various constructions of swimming appliances have been proposed, but these several devices have been cumbersome and to a large measure tend to impede the progress of the swimmer. By my invention I provide a compact arrangement of parts for a swimming appliance and arrange the parts within such a small space that the swimming appliance may be worn beneath the bathing suit of a swimmer without presenting any unusual appearance and to all practical purposes the swimming appliance is substantially invisible.

The appliance is constructed by assembling sheets of flat sponge rubber between layers of rubberized apron cloth, the sponge rubber sheets being divided into such sizes as will permit the swimming appliance to be folded into a small package to serve as an automobile seat, a canoe back rest, a cushion, pillow or other support. When adjusting the swimming appliance to the body of a wearer various sizes of the belt may be obtained by adjustable straps or snap fasteners, so that it is only necessary to provide the swimming

appliance in several standard sizes to satisfy all requirements of a large number of different sizes, as intermediate sizes may be secured by virtue of the adjustments which are provided.

Referring to the drawings in more detail reference character 1 designates the bathing suit of a swimmer. The swimming appliance is shown by reference character 2 worn beneath the bathing suit of a swimmer. From one end of the swimming appliance extend strap members 3, 4 and 5 cooperating with buckle members 6, 7 and 8 which are secured to the opposite end of the swimming appliance. The swimming appliance is constructed of apron cloth rubberized on both sides and reenforced by a suitable seam at the edges indicated at 9, 10, 11 and 12. The envelope which is formed by the rubberized apron cloth encloses flat sheets of sponge rubber represented at 14 in Fig. 3.

The several sizes to which the swimming appliance may be adjusted may be regulated by the entry of straps 3, 4 and 5 through buckles 6, 7 and 8. I may also provide a sheet of material represented at 15 in Fig. 5 extending from one end of the swimming appliance and carrying rows of eyelet fasteners 16, 17 and 18 cooperating with rows of snap fasteners carried by the other end of the swimming appliance to allow the swimming appliance to be adjusted to the body and the required diameter regulated by securing the selected row of eyelets in a selected row of snap fasteners. As illustrated in Figs. 6, 7 and 8 the strap arrangement enables the swimming appliance to be adjusted to different sizes by bringing the parts of the swimming appliance into an overlapping relationship designated in Fig. 6 and abutting relationship represented in Fig. 7, or a spaced end to end relationship shown in Fig. 8.

In Fig. 9 I have shown the sponge rubber inserts within the swimming appliance divided into sections 20 with the rubberized apron cloth vulcanized as represented at 29. By virtue of this construction failure of any particular section of the swimming appliance will not impair the buoyancy of the appliance to any large degree as the buoyancy effect will be obtained from the sections which remain intact.

In Fig. 11 I have shown one of the methods of preparing the swimming appliance which consists in spreading the rubberized sheet of apron cloth 2 in a position to receive flat sheets of sponge rubber represented at 21 and 22. The sponge rubber sheets are placed adjacent one edge of the sheet 2 in such manner that sheet 2 may be folded over the sponge rubber sheet with the edge portion 2^a lapped over the edge of the sponge rubber sheets and the portion 2^b lapped over the opposite edge of the sponge rubber sheet and suitably secured to the edge 2^a. The ends of the sheet 2 may then be seamed along the edges 11 and 12. The sheets of sponge rubber are prepared as represented at 23 in such manner that the entire swimming appliance may be folded into the compact relationship illustrated in Fig. 14.

In Fig. 15 I have shown the buoyant insert of the swimming appliance divided into a large number of sections designated at 22, 24 and 25, the individual sections being spaced at 23, 26 and 27. The compact arrangement into which the parts of the swimming appliance may be folded permits the device to be used for a variety of purposes other than as a swimming appliance. The sponge rubber which I employ is normally extremely light in weight and contains a large volume of air which tends to buoy the weight of the swimmer when the swimming appliance becomes submerged. The rubberized apron cloth prevents moisture from entering the sponge rubber of the swimming appliance and thereby maintains the buoyancy of the swimming appliance while submerged.

The swimming appliance as described herein has been found to be extremely practical in its construction, and while I have described preferred embodiments of my invention, I desire that it be understood that modifications may be made and that no limitations are intended other than those imposed by the scope of the appended claims.

What I claim as new and desire to secure by Letters Patent of the United States is as follows:

1. A swimming appliance comprising an envelope of rubberized cloth, a sponge rubber core within said envelope in contact with the interior surface of said rubberized cloth the edge portions of said cloth being vulcanized to seal said sponge rubber core within said envelope and connecting means extending from a position adjacent each end of said rubberized cloth envelope for engagement one with the other for adjusting said swimming appliance to various diameters for fitting the waist of the swimmer.

2. A swimming appliance comprising a sheet of rubberized cloth wrapped over a plurality of sections of sponge rubber, said rubberized cloth being connected by vulcanized seams around the edges of said sponge rubber for providing a water tight envelope for said sponge rubber, and means extending adjacent the seams at the opposite ends of said water tight envelope for engagement with each other for regulating the diameter of the swimming appliance to conform with the waist of a swimmer.

3. A swimming appliance comprising a sheet of rubberized cloth, a plurality of sheets of sponge rubber positioned upon said sheet in spaced relationship, said cloth being folded over said sheets of sponge rubber and

connected by vulcanized seams at the peripheral edges thereof and vulcanized intermediate the ends of said sheets of sponge rubber, connecting means extending from the seams at opposite ends of said swimming appliance and adjustably secured together for regulating the diameter of said swimming appliance with respect to fitting the waist of a swimmer.

4. A swimming appliance comprising a sheet of rubberized cloth, a plurality of sheets of sponge rubber laid upon said rubberized cloth in spaced relationship, said rubberized cloth being connected by vulcanized seams extending around the peripheral edge thereof and being foldable along lines defined by limits of said sheets of sponge rubber, for compactly forming said swimming appliance into a folded stack of uniform dimensions, and means extending from the vulcanized seams at each end of said swimming appliance for forming said swimming appliance into an adjustable belt which may be regulated to conform with the size of the swimmer.

5. A swimming appliance comprising a sheet of rubberized cloth, a plurality of blocks of sponge rubber located on said cloth, said cloth being folded over said sheets of sponge rubber and vulcanized between said sheets of sponge rubber and at the peripheries thereof, for providing a plurality of independent sponge rubber sections extending longitudinally and laterally of said swimming appliance, and a plurality of adjustable connectors extending from opposite ends of said swimming appliance, for adjusting said swimming appliance to sizes conforming with the waist of a wearer.

6. In a swimming appliance, an envelope of rubberized cloth, a sponge rubber core for said rubberized cloth, a flexible sheet of material extending from a position adjacent one end of said envelope to a position beyond the adjacent end of said envelope, and a plurality of rows of snap fasteners carried by said flexible sheet of material and arranged to cooperatively engage a plurality of snap fasteners arranged in a plurality of correspondingly positioned rows adjacent the other end of said swimming appliance for adjusting the swimming appliance to various sizes to conform with the waist of a wearer.

In testimony whereof I affix my signature.

OSBORNE I. PRICE.