



US00D707196S

(12) **United States Design Patent**
Meneses et al.

(10) **Patent No.:** **US D707,196 S**

(45) **Date of Patent:** **** Jun. 17, 2014**

(54) **COMMUNICATION DEVICE**

- (71) Applicant: **Motorola Mobility LLC**, Libertyville, IL (US)
- (72) Inventors: **Ricardo Eduardo Meneses**, Chicago, IL (US); **Dave H Karl**, Fort Lauderdale, FL (US); **Claudio Santiago Ribeiro**, Evanston, IL (US); **Ryan M. Nilsen**, Pompano Beach, FL (US)
- (73) Assignee: **Motorola Mobility LLC**, Chicago, IL (US)

(**) Term: **14 Years**

(21) Appl. No.: **29/445,728**

(22) Filed: **Feb. 15, 2013**

(51) **LOC (10) Cl.** **14-03**

(52) **U.S. Cl.**
USPC **D14/138 AB**

(58) **Field of Classification Search**

USPC D14/138 AB, 138 R, 138 AD, 345, 341, D14/346, 203.1, 203.4, 203.3, 203.7, 143, D14/248, 218, 138 AA, 138 G, 147; 455/575.1, 556.2, 575.3, 575.4; D21/517; 379/433.01, 433.04, 433.12, 379/433.13; D10/65, 78, 104.1; D13/168; 361/679.3, 679.56

See application file for complete search history.

(56) **References Cited**

U.S. PATENT DOCUMENTS

D551,645 S * 9/2007 Kim et al. D14/138 AB
(Continued)

OTHER PUBLICATIONS

Motorola Gleam+ WX308 telephone, announced Feb. 2012, [online], [site visited Mar. 8, 2014]. Available from Internet, <URL: http://www.gsmarena.com/motorola_gleam+_wx308-4529.php>.*

(Continued)

Primary Examiner — Jeffrey D Asch

(74) *Attorney, Agent, or Firm* — Gary J. Cunningham

(57) **CLAIM**

The ornamental design for a communication device, as shown and described.

DESCRIPTION

FIG. 1 is a front perspective view of a first embodiment of an ornamental design for a communication device; FIG. 2 is a rear perspective view of the first embodiment thereof;

FIG. 3 is a front view of the first embodiment thereof; FIG. 4 is a rear view of the first embodiment thereof; FIG. 5 is a first side view of the first embodiment thereof; FIG. 6 is a second side view of the first embodiment thereof; FIG. 7 is a top view of the first embodiment thereof; and FIG. 8 is a bottom view of the first embodiment thereof.

FIG. 9 is a front perspective view of a second embodiment of an ornamental design for a communication device; FIG. 10 is a rear perspective view of the second embodiment thereof;

FIG. 11 is a front view of the second embodiment thereof; FIG. 12 is a rear view of the second embodiment thereof; FIG. 13 is a first side view of the second embodiment thereof; FIG. 14 is a second side view of the second embodiment thereof;

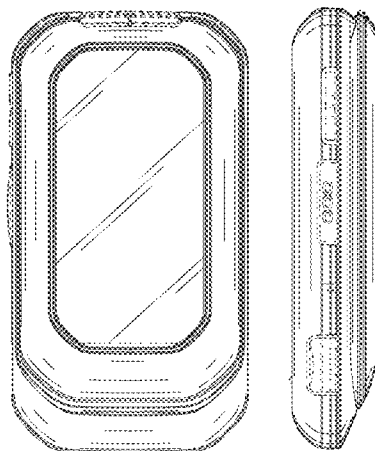
FIG. 15 is a top view of the second embodiment thereof; and FIG. 16 is a bottom view of the second embodiment thereof. FIG. 17 is a front perspective view of a third embodiment of an ornamental design for a communication device;

FIG. 18 is a rear perspective view of the third embodiment thereof;

FIG. 19 is a front view of the third embodiment thereof; FIG. 20 is a rear view of the third embodiment thereof; FIG. 21 is a first side view of the third embodiment thereof; FIG. 22 is a second side view of the third embodiment thereof; FIG. 23 is a top view of the third embodiment thereof; and, FIG. 24 is a bottom view of the third embodiment thereof.

The broken lines shown in FIGS. 1-8 that are immediately adjacent to the shaded areas and define unshaded regions, represent the bounds of the first embodiment, while all other broken lines are directed to unclaimed portions of the communication device; the broken lines form no part of the first embodiment.

1 Claim, 18 Drawing Sheets



(56)

References Cited

U.S. PATENT DOCUMENTS

D570,813 S * 6/2008 Song et al. D14/138 AB
 D576,600 S * 9/2008 Kim et al. D14/138 AB
 D578,498 S * 10/2008 Choi et al. D14/138 AB
 D579,895 S * 11/2008 Yoshihara et al. D14/138 AB
 D584,265 S * 1/2009 Lee et al. D14/138 AB
 D588,092 S * 3/2009 Nilsen et al. D14/138 AB
 D588,572 S * 3/2009 Park et al. D14/138 AB
 D593,053 S 5/2009 Kim et al.
 D593,521 S * 6/2009 Tan D14/138 AB
 D593,523 S * 6/2009 Neumann et al. D14/138 AB
 D593,981 S 6/2009 Boucquey et al.
 D601,108 S 9/2009 Boucquey et al.
 D601,996 S * 10/2009 Jeoung et al. D14/138 AB
 D603,354 S 11/2009 Kim et al.
 D604,262 S * 11/2009 Lee D14/138 AB
 D616,846 S * 6/2010 Byun et al. D14/138 AB
 D627,321 S * 11/2010 Ardinghi et al. D14/138 AB
 D627,323 S 11/2010 Boucquey et al.
 D627,325 S 11/2010 Zhang et al.
 D627,326 S 11/2010 Ardinghi et al.
 D627,327 S * 11/2010 Zuffo et al. D14/138 AB
 D637,170 S * 5/2011 Nilsen et al. D14/138 AB
 D643,397 S 8/2011 Ardinghi et al.
 D648,308 S 11/2011 Veiga et al.
 D659,665 S * 5/2012 Zhang et al. D14/138 AB

D666,986 S 9/2012 Park et al.
 D683,324 S * 5/2013 Park et al. D14/138 AB
 2009/0233658 A1 * 9/2009 Murayama et al. 455/575.3

OTHER PUBLICATIONS

Alcatel OT-565 telephone, announced Feb. 2010, [online], [site visited Mar. 8, 2014]. Available from Internet, <URL: http://www.gsmarena.com/alcatel_ot_565-3177.php>.*
 Motorola Gleam telephone, announced Feb. 2011, [online], [site visited Mar. 8, 2014]. Available from Internet, <URL: http://www.gsmarena.com/motorola_gleam-3871.php>.*
 Motorola PEBL VU20 telephone, announced Jul. 2008, [online], [site visited Mar. 8, 2014]. Available from Internet, <URL: http://www.gsmarena.com/motorola_pebl_vu20-2820.php>.*
 Motorola WX295 telephone, announced Apr. 2010, [online], [site visited Mar. 8, 2014]. Available from Internet, <URL: http://www.gsmarena.com/motorola_wx295-3293.php>.*
 Motorola EM28 telephone, announced Feb. 2009, [online], [site visited Mar. 8, 2014]. Available from Internet, <URL: http://www.gsmarena.com/motorola_em28-2479.php>.*
 Motorola Rambler telephone, announced Jul. 2010, [online], [site visited Mar. 8, 2014]. Available from Internet, <URL: http://www.gsmarena.com/motorola_rambler-3449.php>.*
 Cheol Woo Park, "Communication Device", Apr. 11, 2012, U.S. Appl. No. 29/417,982.

* cited by examiner

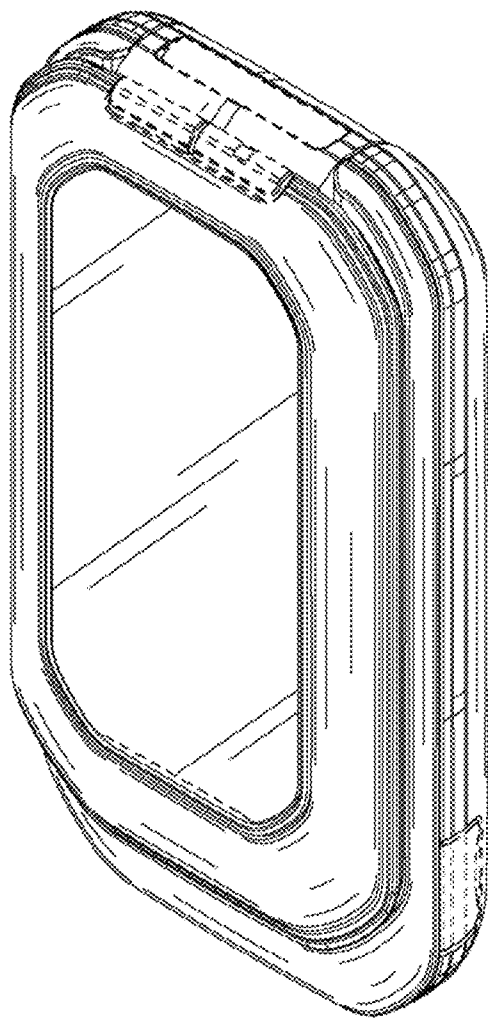


FIG. 1

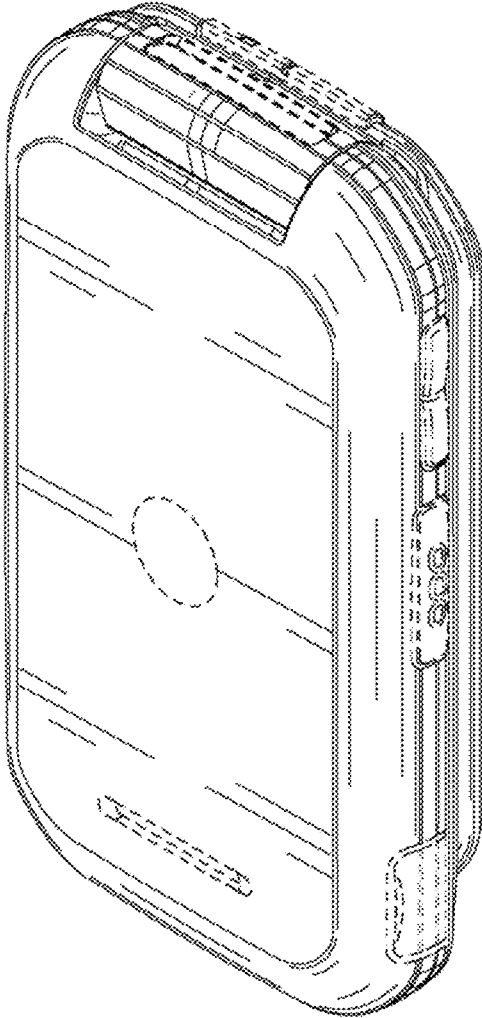


FIG. 2

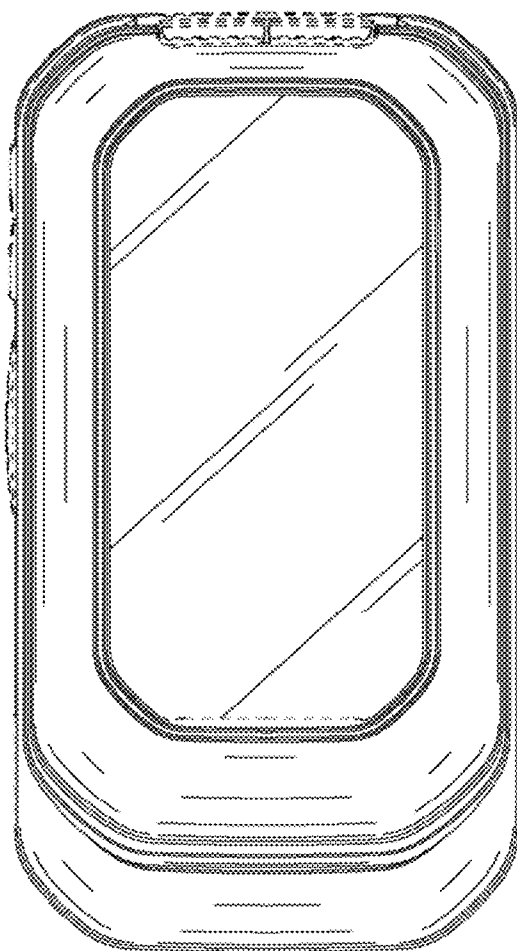


FIG. 3

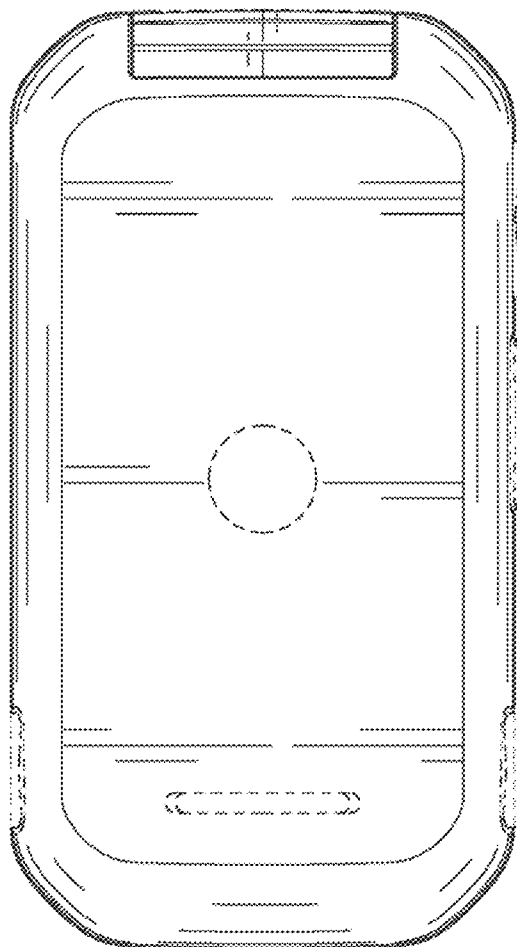


FIG. 4

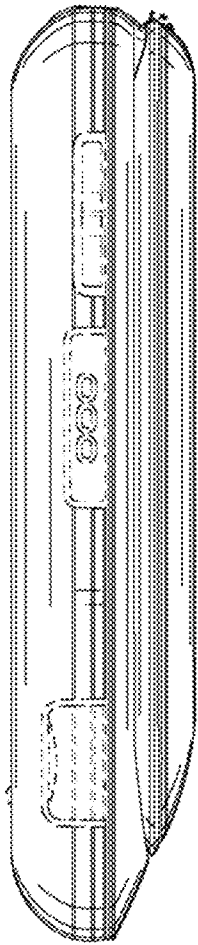


FIG. 5




FIG. 6

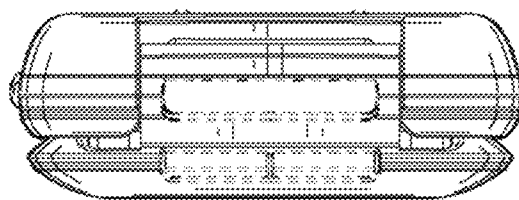


FIG. 7




FIG. 8

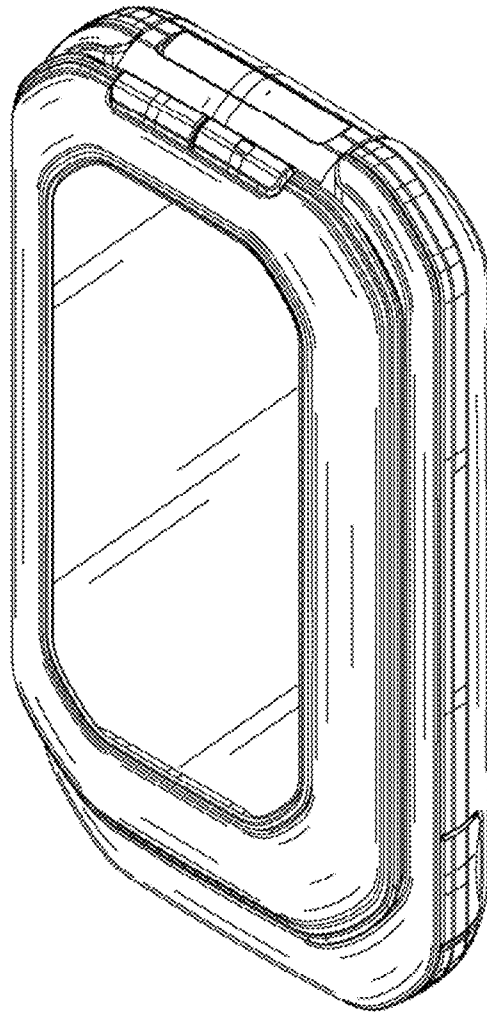


FIG. 9

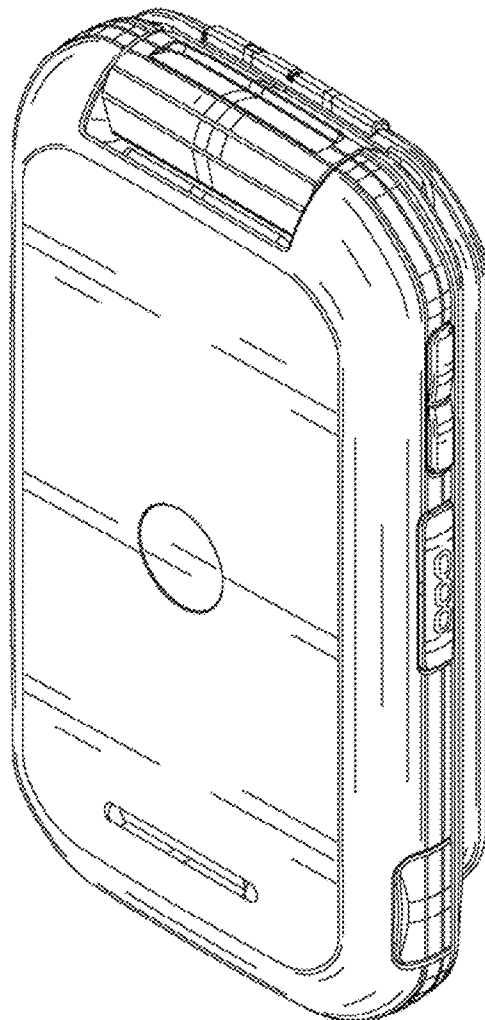


FIG. 10

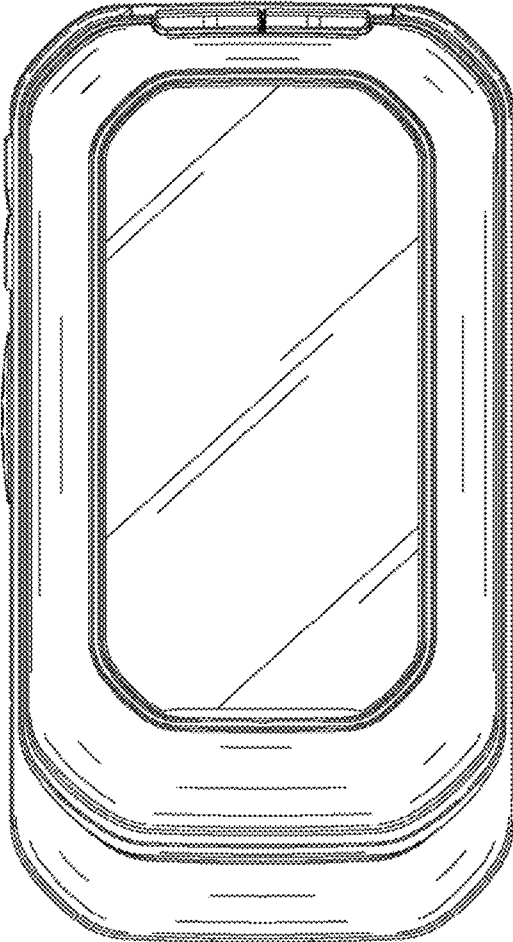


FIG. 11

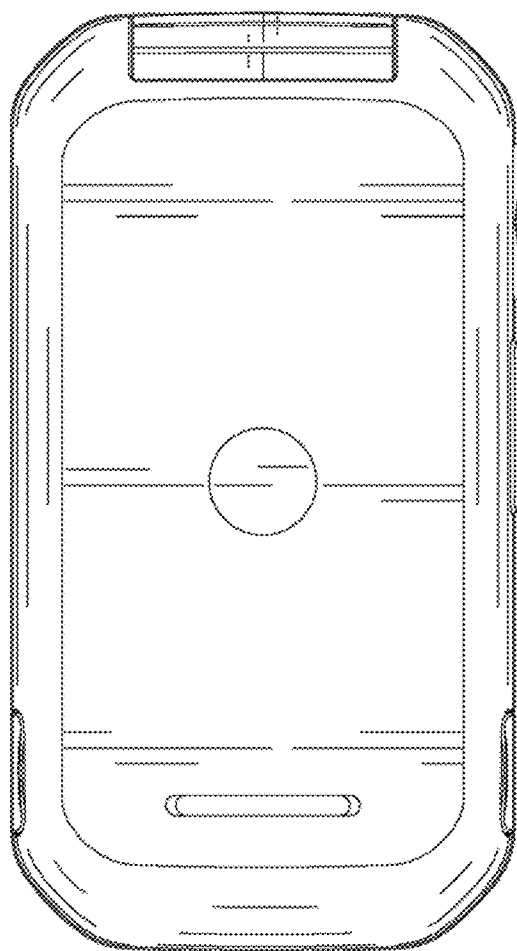


FIG. 12

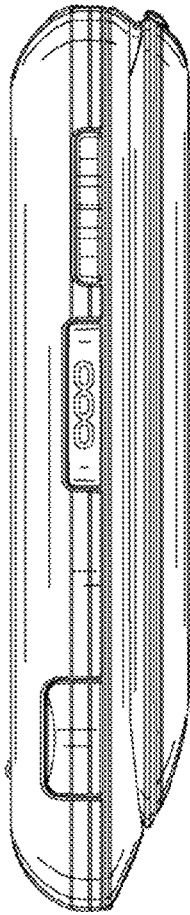


FIG. 13




FIG. 14

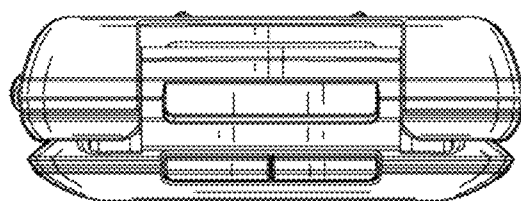


FIG. 15



FIG. 16

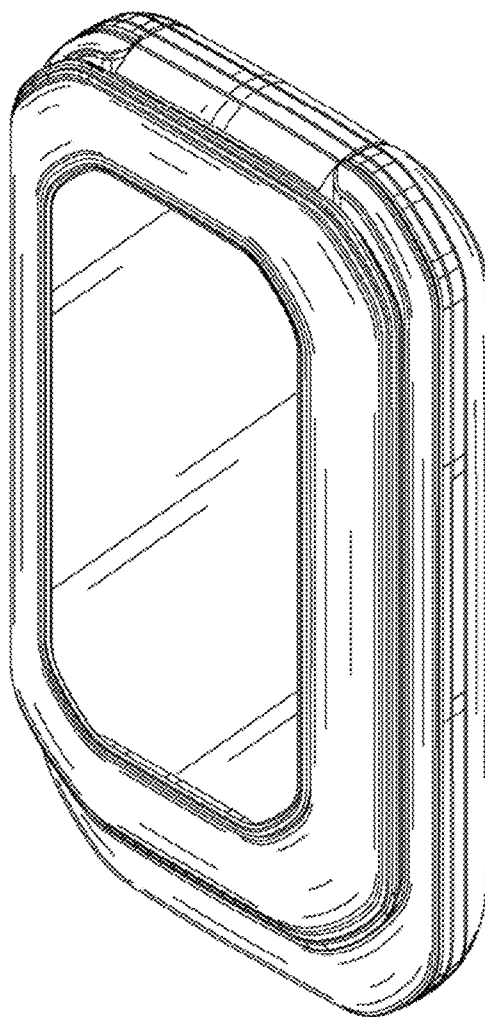


FIG. 17

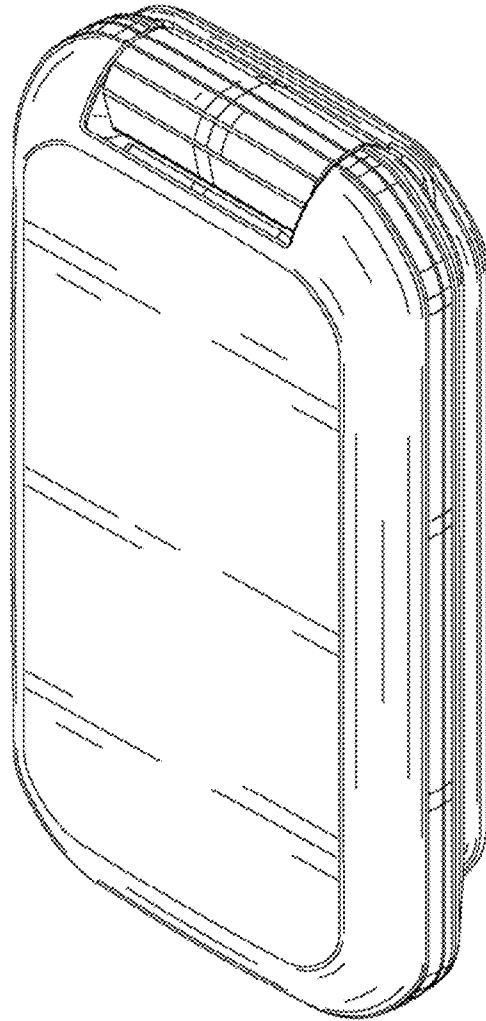


FIG. 18

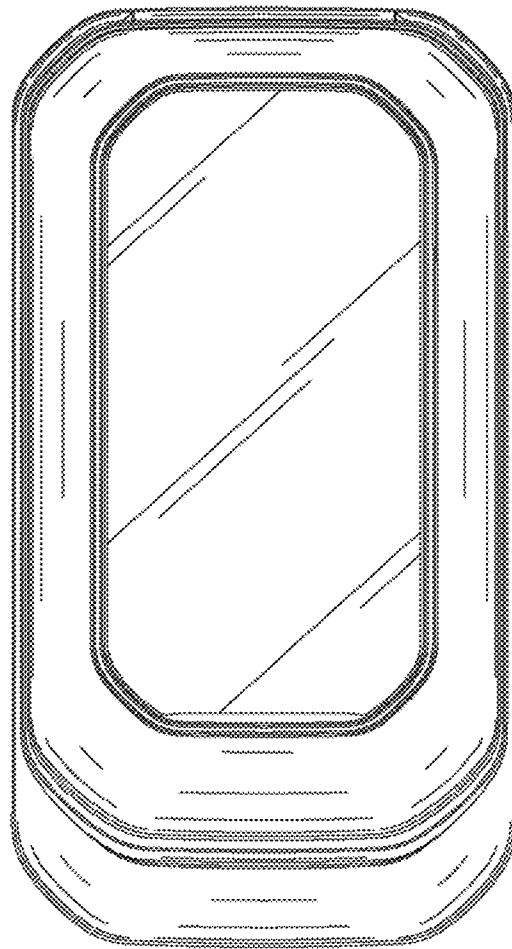


FIG. 19




FIG. 20




FIG. 21




FIG. 22

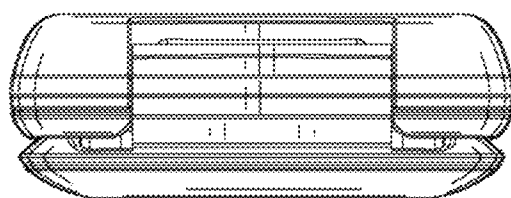


FIG. 23

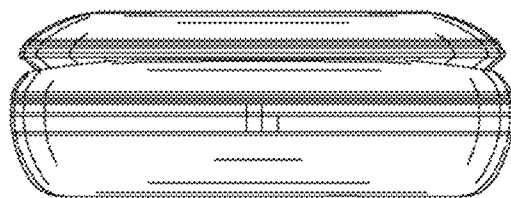


FIG. 24