



US009949236B2

(12) **United States Patent**  
**Patil et al.**

(10) **Patent No.:** **US 9,949,236 B2**  
(45) **Date of Patent:** **Apr. 17, 2018**

(54) **TRAFFIC ADVERTISEMENT IN NEIGHBOR AWARE NETWORK (NAN) DATA PATH**

(56) **References Cited**

U.S. PATENT DOCUMENTS

(71) Applicant: **QUALCOMM Incorporated**, San Diego, CA (US)

7,551,948 B2 \* 6/2009 Meier ..... H04L 29/12028 455/405

(72) Inventors: **Abhishek Pramod Patil**, San Diego, CA (US); **Santosh Paul Abraham**, San Diego, CA (US); **Alireza Raissinia**, Monte Sereno, CA (US); **George Cherian**, San Diego, CA (US)

7,684,333 B1 3/2010 Dasylva et al.  
(Continued)

FOREIGN PATENT DOCUMENTS

(73) Assignee: **QUALCOMM Incorporated**, San Diego, CA (US)

EP 1589702 A1 10/2005  
EP 1680886 A1 7/2006  
(Continued)

(\*) Notice: Subject to any disclaimer, the term of this patent is extended or adjusted under 35 U.S.C. 154(b) by 45 days.

OTHER PUBLICATIONS

(21) Appl. No.: **14/959,916**

(22) Filed: **Dec. 4, 2015**

Brownfield, M. I., "Energy-efficient Wireless Sensor Network MAC Protocol" Dissertation submitted to the Virginia Polytechnic Institute and State University, Mar. 31, 2006, Retrieved from the Internet : URL: [https://theses.lib.vt.edu/theses/available/etd-04102006-170423/unrestricted/Brownfield\\_Energy\\_Efficient\\_Wireless\\_Sensor\\_Network\\_MAC\\_Protocols.pdf](https://theses.lib.vt.edu/theses/available/etd-04102006-170423/unrestricted/Brownfield_Energy_Efficient_Wireless_Sensor_Network_MAC_Protocols.pdf); pp. 1-202.

(65) **Prior Publication Data**

US 2016/0174196 A1 Jun. 16, 2016

(Continued)

**Related U.S. Application Data**

(60) Provisional application No. 62/091,081, filed on Dec. 12, 2014, provisional application No. 62/129,536, (Continued)

*Primary Examiner* — Eric Nowlin

(74) *Attorney, Agent, or Firm* — Toler Law Group, PC.

(51) **Int. Cl.**  
**H04W 72/00** (2009.01)  
**H04W 68/00** (2009.01)

(Continued)

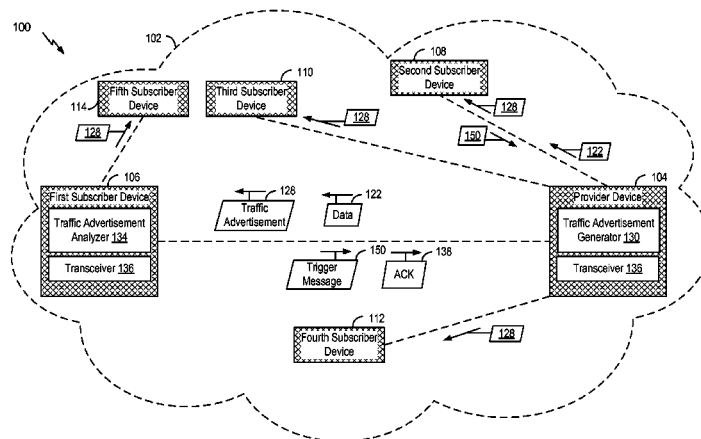
(52) **U.S. Cl.**  
CPC ..... **H04W 72/005** (2013.01); **H04L 5/0055** (2013.01); **H04W 68/005** (2013.01); **H04W 74/06** (2013.01); **H04W 84/18** (2013.01)

(58) **Field of Classification Search**  
CPC .... H04L 1/1614; H04L 49/1584; H04W 8/14; H04W 40/244; H04W 48/14;  
(Continued)

(57) **ABSTRACT**

A method of communication includes generating a traffic advertisement. The traffic advertisement indicates availability of data to be sent to multiple devices of a set of devices. The data includes first data to be sent to a first device and second data to be sent to a second device. The method also includes sending the traffic advertisement during a paging window. The method further includes receiving a first acknowledgement (ACK) during the paging window from the first device. The method also includes receiving a trigger message from the second device. The method further includes sending the first data to the first device during a data transmission window. The method also includes, in response to detecting receipt of the trigger message from the second device, sending the second data to the second device during

(Continued)



the data transmission window without receiving a second ACK during the paging window from the second device.

### 30 Claims, 49 Drawing Sheets

#### Related U.S. Application Data

filed on Mar. 6, 2015, provisional application No. 62/165,106, filed on May 21, 2015, provisional application No. 62/195,257, filed on Jul. 21, 2015.

#### (51) Int. Cl.

**H04W 74/06** (2009.01)

**H04W 84/18** (2009.01)

**H04L 5/00** (2006.01)

#### (58) Field of Classification Search

CPC ..... H04W 52/02; H04W 52/0216; H04W 52/0219; H04W 52/0235; H04W 68/005; H04W 68/025; H04W 74/04; H04W 74/06; H04W 74/0808; H04W 76/048; H04W 84/10; H04W 84/12; H04W 84/18; H04W 88/08; H04W 8/005; H04W 76/023; Y02B 60/50

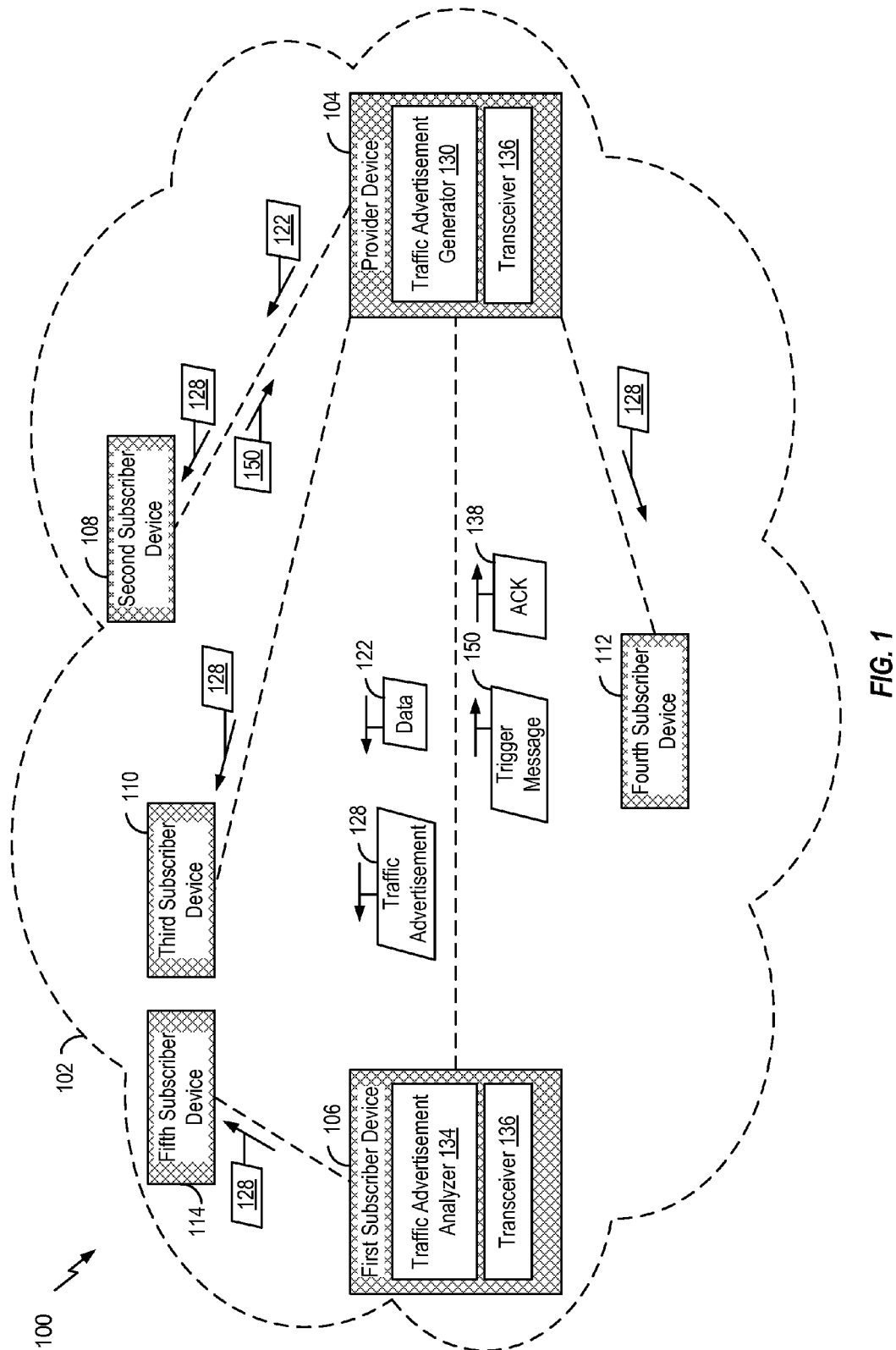
See application file for complete search history.

#### (56) References Cited

##### U.S. PATENT DOCUMENTS

- |                   |         |                 |       |               |           |
|-------------------|---------|-----------------|-------|---------------|-----------|
| 7,733,835 B2 *    | 6/2010  | Sammour         | ..... | H04W 52/0235  | 370/338   |
| 8,159,977 B2 *    | 4/2012  | Meier           | ..... | H04L 47/32    | 370/278   |
| 8,385,338 B2 *    | 2/2013  | Li              | ..... | H04L 1/1825   | 370/390   |
| 8,542,620 B2 *    | 9/2013  | Sampathkumar    | .     | H04W 52/0216  | 370/311   |
| 8,553,657 B2 *    | 10/2013 | Del Prado Pavon | .     | H04W 48/10    | 370/328   |
| 8,611,268 B1 *    | 12/2013 | Thandaveswaran  | ..... | H04W 52/0206  | 370/311   |
| 8,767,601 B2 *    | 7/2014  | Park            | ..... | H04W 52/0216  | 370/311   |
| 8,849,315 B2 *    | 9/2014  | Wentink         | ..... | H04W 68/02    | 455/458   |
| 8,934,390 B2 *    | 1/2015  | Chu             | ..... | H04W 52/0216  | 370/252   |
| 9,001,800 B2 *    | 4/2015  | Habetha         | ..... | H04W 74/04    | 370/329   |
| 9,210,720 B2 *    | 12/2015 | Abraham         | ..... | H04W 52/02    | 370/311   |
| 9,282,513 B2 *    | 3/2016  | Wentink         | ..... | H04W 52/0235  | 370/311   |
| 9,451,637 B2 *    | 9/2016  | Kim             | ..... | H04W 74/06    | 370/311   |
| 9,531,520 B2 *    | 12/2016 | Kwon            | ..... | H04L 5/0055   | 370/311   |
| 9,544,850 B2 *    | 1/2017  | Park            | ..... | H04W 52/0219  | 370/311   |
| 9,713,087 B2 *    | 7/2017  | Asterjadhi      | ..... | H04W 52/0274  | 370/311   |
| 9,716,992 B2 *    | 7/2017  | Abraham         | ..... | H04W 48/16    | 370/311   |
| 9,763,221 B2 *    | 9/2017  | Patil           | ..... | H04W 68/005   | 370/311   |
| 9,763,223 B2 *    | 9/2017  | Patil           | ..... | H04W 4/008    | 370/311   |
| 9,769,645 B2 *    | 9/2017  | Patil           | ..... | H04W 8/005    | 370/311   |
| 9,769,752 B2 *    | 9/2017  | Hayes           | ..... | H04W 52/0216  | 370/311   |
| 9,800,501 B2 *    | 10/2017 | Merlin          | ..... | H04L 47/12    | 370/311   |
| 9,807,691 B2 *    | 10/2017 | Jia             | ..... | H04W 52/0229  | 370/311   |
| 2005/0018624 A1 * | 1/2005  | Meier           | ..... | H04L 29/12028 | 370/318   |
| 2005/0052318 A1 * | 3/2005  | Jendbro         | ..... | G01S 19/05    | 342/357.4 |
| 2005/0141548 A1   | 6/2005  | Koo et al.      |       |               |           |
| 2005/0220131 A1 * | 10/2005 | Ginzburg        | ..... | H04L 12/1868  | 370/432   |
| 2005/0237984 A1   | 10/2005 | Benveniste      |       |               |           |
| 2006/0050673 A1   | 3/2006  | Park et al.     |       |               |           |
| 2006/0280194 A1   | 12/2006 | Jang et al.     |       |               |           |
| 2007/0025297 A1   | 2/2007  | Lee et al.      |       |               |           |
| 2007/0037548 A1 * | 2/2007  | Sammour         | ..... | H04W 52/0235  | 455/343.2 |
| 2007/0127403 A1 * | 6/2007  | Lu              | ..... | H04W 52/0229  | 370/311   |
| 2007/0133458 A1 * | 6/2007  | Chandra         | ..... | H04L 1/0025   | 370/329   |
| 2007/0143637 A1 * | 6/2007  | Tsai            | ..... | G06F 1/3215   | 713/300   |
| 2007/0189244 A1 * | 8/2007  | del Prado Pavon | ..    | H04W 48/10    | 370/338   |
| 2007/0242695 A1 * | 10/2007 | Xu              | ..... | H04W 48/08    | 370/468   |
| 2007/0286099 A1 * | 12/2007 | Stocklein       | ..... | H04L 67/22    | 370/259   |
| 2008/0146253 A1 * | 6/2008  | Wentink         | ..... | H04W 68/02    | 455/458   |
| 2008/0232287 A1 * | 9/2008  | Shao            | ..... | H04W 52/0216  | 370/311   |
| 2008/0259895 A1 * | 10/2008 | Habetha         | ..... | H04W 74/04    | 370/345   |
| 2009/0073948 A1   | 3/2009  | Pani et al.     |       |               |           |
| 2009/0097428 A1 * | 4/2009  | Knecht          | ..... | H04W 52/0216  | 370/311   |
| 2009/0190587 A1 * | 7/2009  | Zhao            | ..... | H04L 12/18    | 370/390   |
| 2009/0225731 A1 * | 9/2009  | Knecht          | ..... | H04L 1/1685   | 370/338   |
| 2009/0232042 A1 * | 9/2009  | Knecht          | ..... | H04L 12/12    | 370/312   |
| 2009/0285167 A1 * | 11/2009 | Hirsch          | ..... | H04W 72/1215  | 370/329   |
| 2010/0062725 A1 * | 3/2010  | Ryu             | ..... | H04W 52/0251  | 455/69    |
| 2010/0165896 A1 * | 7/2010  | Gong            | ..... | H04W 52/0216  | 370/311   |
| 2011/0009158 A1 * | 1/2011  | Lee             | ..... | H04W 52/287   | 455/524   |
| 2011/0199953 A1   | 8/2011  | Seok            |       |               |           |
| 2012/0008490 A1   | 1/2012  | Zhu             |       |               |           |
| 2012/0009972 A1   | 1/2012  | Viering et al.  |       |               |           |
| 2012/0155357 A1 * | 6/2012  | Gong            | ..... | H04M 1/7253   | 370/311   |
| 2012/0250597 A1 * | 10/2012 | Park            | ..... | H04W 52/0216  | 370/311   |
| 2012/0263086 A1   | 10/2012 | Liu et al.      |       |               |           |
| 2012/0314694 A1   | 12/2012 | Hsieh           |       |               |           |
| 2013/0051293 A1 * | 2/2013  | Wentink         | ..... | H04W 52/0216  | 370/311   |
| 2013/0128798 A1   | 5/2013  | Liu             |       |               |           |
| 2013/0182643 A1 * | 7/2013  | Pazos           | ..... | H04L 65/4076  | 370/328   |
| 2013/0208637 A1 * | 8/2013  | Abraham         | ..... | H04W 52/02    | 370/311   |
| 2013/0265906 A1 * | 10/2013 | Abraham         | ..... | H04W 40/246   | 370/254   |
| 2013/0272186 A1 * | 10/2013 | Mohanty         | ..... | H04W 4/06     | 370/312   |
| 2013/0294261 A1   | 11/2013 | Ghosh et al.    |       |               |           |
| 2013/0294354 A1   | 11/2013 | Zhang et al.    |       |               |           |
| 2013/0303202 A1   | 11/2013 | Jafarian et al. |       |               |           |
| 2013/0329627 A1   | 12/2013 | Liu             |       |               |           |
| 2013/0329658 A1   | 12/2013 | Liu             |       |               |           |
| 2014/0071874 A1 * | 3/2014  | Li              | ..... | H04N 19/65    | 370/311   |
| 2014/0092797 A1 * | 4/2014  | Chu             | ..... | H04W 52/0216  | 370/311   |
| 2014/0112224 A1 * | 4/2014  | Jafarian        | ..... | H04W 52/0209  | 370/311   |
| 2014/0140261 A1   | 5/2014  | Kim et al.      |       |               |           |
| 2014/0192691 A1 * | 7/2014  | Vyas            | ..... | H04W 4/06     | 370/311   |
| 2014/0198724 A1 * | 7/2014  | Abraham         | ..... | H04L 67/16    | 370/328   |

(56)	<b>References Cited</b>				2016/0174137	A1 *	6/2016	Patil	H04W 8/14
	U.S. PATENT DOCUMENTS								370/310
2014/0204826	A1 *	7/2014	Cherian	H04W 48/14	2016/0174154	A1 *	6/2016	Wentink	H04W 52/0235
				370/312					370/311
2014/0241226	A1 *	8/2014	Jia	H04W 48/14	2016/0174196	A1 *	6/2016	Patil	H04L 5/0055
				370/311					370/329
2014/0293992	A1 *	10/2014	Abraham	H04W 52/0225	2016/0174219	A1 *	6/2016	Patil	H04L 5/0055
				370/350					370/329
2014/0302786	A1	10/2014	Kasslin et al.		2016/0174220	A1 *	6/2016	Patil	H04L 61/6022
2014/0302787	A1	10/2014	Rantala et al.						370/329
2014/0313966	A1 *	10/2014	Shukla	H04W 48/10	2016/0174221	A1 *	6/2016	Patil	H04L 5/0055
				370/312					370/329
2014/0314060	A1	10/2014	Park et al.		2016/0174225	A1 *	6/2016	Patil	H04W 68/005
2014/0321317	A1 *	10/2014	Kasslin	H04W 4/08					370/329
				370/254	2016/0198006	A1	7/2016	Tsai et al.	
2015/0009989	A1 *	1/2015	Han	H04L 45/16	2016/0219510	A1 *	7/2016	Asterjadhi	H04W 52/0274
				370/390	2016/0219512	A1 *	7/2016	Asterjadhi	H04W 52/0274
2015/0023236	A1	1/2015	Choi et al.		2016/0219522	A1 *	7/2016	Asterjadhi	H04W 52/0274
2015/0036540	A1	2/2015	Kasslin et al.		2016/0227443	A1	8/2016	Tomici et al.	
2015/0055577	A1	2/2015	Han et al.		2016/0227467	A1	8/2016	Tomici et al.	
2015/0063232	A1	3/2015	Choi et al.		2016/0234124	A1	8/2016	Tomici et al.	
2015/0098459	A1	4/2015	Lee et al.		2016/0249409	A1	8/2016	Kim et al.	
2015/0103767	A1 *	4/2015	Kim	H04W 74/06	2016/0285416	A1 *	9/2016	Tiwari	H02S 50/15
				370/329	2016/0285608	A1 *	9/2016	Kwon	H04L 5/0055
2015/0124784	A1 *	5/2015	Choi	H04W 74/04	2016/0309522	A1 *	10/2016	Li	H04W 4/06
				370/336	2016/0316472	A1 *	10/2016	Kwon	H04L 5/0055
2015/0131507	A1 *	5/2015	Park	H04W 52/0219	2016/0345295	A1 *	11/2016	Yang	H04W 8/005
				370/311	2016/0353253	A1 *	12/2016	Cherian	H04W 4/06
2015/0172996	A1	6/2015	Park et al.		2016/0353378	A1 *	12/2016	Kim	H04W 74/06
2015/0173015	A1 *	6/2015	Lee	H04W 52/0216	2016/0353470	A1 *	12/2016	Liu	H04L 65/4076
				370/311	2016/0360443	A1 *	12/2016	Hedayat	H04B 7/0452
2015/0189673	A1	7/2015	Park et al.		2016/0366701	A1 *	12/2016	Chu	H04W 74/0816
2015/0200811	A1	7/2015	Kasslin et al.		2016/0374050	A1 *	12/2016	Prasad	H04W 4/06
2015/0208444	A1	7/2015	Park et al.		2017/0026151	A1 *	1/2017	Adachi	H04W 72/005
2015/0215832	A1	7/2015	Fitzpatrick		2017/0063511	A1 *	3/2017	Kwon	H04L 5/0055
2015/0230179	A1	8/2015	Gupta et al.		2017/0070267	A1 *	3/2017	Nabetani	H04B 7/0413
2015/0288566	A1 *	10/2015	Sadek	H04L 41/0823	2017/0078828	A1 *	3/2017	Wafra	H04W 4/005
				370/254	2017/0111094	A1 *	4/2017	Sartori	H04B 7/0617
2015/0319235	A1 *	11/2015	Liu	H04W 72/0446	2017/0171723	A1 *	6/2017	Adachi	H04W 4/06
				709/204	2017/0265130	A1 *	9/2017	Kakani	H04W 52/0206
2015/0341880	A1	11/2015	Seok et al.		2017/0311258	A1 *	10/2017	Asterjadhi	H04W 52/0212
2015/0365885	A1	12/2015	Yang et al.						
2016/0014565	A1	1/2016	Segev et al.		<b>FOREIGN PATENT DOCUMENTS</b>				
2016/0029403	A1 *	1/2016	Roy	H04W 72/0406	EP	2595133	A1	5/2013	
				370/336	EP	2632209	A2	8/2013	
2016/0037559	A1	2/2016	Malik et al.		EP	2869653	A1	5/2015	
2016/0066270	A1 *	3/2016	Hayes	H04W 52/0216	WO	2006062292	A1	6/2006	
				370/254	WO	2008115282	A2	9/2008	
2016/0073340	A1	3/2016	Xue et al.		WO	2008115813	A1	9/2008	
2016/0088610	A1 *	3/2016	Abraham	H04W 48/16	WO	2009047722	A2	4/2009	
				370/329	WO	2009135996	A1	11/2009	
2016/0088611	A1 *	3/2016	Abraham	H04W 48/16	WO	2013134231	A1	9/2013	
				370/329	WO	2013169876	A1	11/2013	
2016/0105889	A1 *	4/2016	Jamal-Syed	H04W 72/1252	WO	2014003463	A1	1/2014	
				370/329	WO	2014047125	A1	3/2014	
2016/0112984	A1 *	4/2016	Patil	H04W 68/005	WO	2014085142	A1	6/2014	
				455/458	WO	2014176079	A1	10/2014	
2016/0112987	A1 *	4/2016	Patil	H04W 4/008	WO	2015142932	A1	9/2015	
				455/515					
2016/0119894	A1 *	4/2016	Patil	H04W 8/005	<b>OTHER PUBLICATIONS</b>				
				455/515	International Search Report and Written Opinion for International				
2016/0128101	A1	5/2016	Park et al.		Application No. PCT/US2015/064550, ISA/EPO, dated Aug. 8,				
2016/0157089	A1	6/2016	Qi et al.		2016 21 pgs.				
2016/0165607	A1 *	6/2016	Hedayat	H04W 72/0453	Partial International Search Report for International Application No.				
				370/338	PCT/US2015/064550, ISA/EPO, dated Apr. 7, 2016, 7 pgs.				
2016/0165653	A1 *	6/2016	Liu	H04W 76/023	Wu, Shan-Hung, et al., "Collaborative Wakeup in Clustered Ad Hoc				
				370/329	Networks," IEEE Journal on Selected Areas in Communications,				
2016/0174136	A1 *	6/2016	Patil	H04L 12/18	Sep. 2011, vol. 29, No. 8, IEEE, Piscataway, pp. 1585-1594.				
				370/312	* cited by examiner				





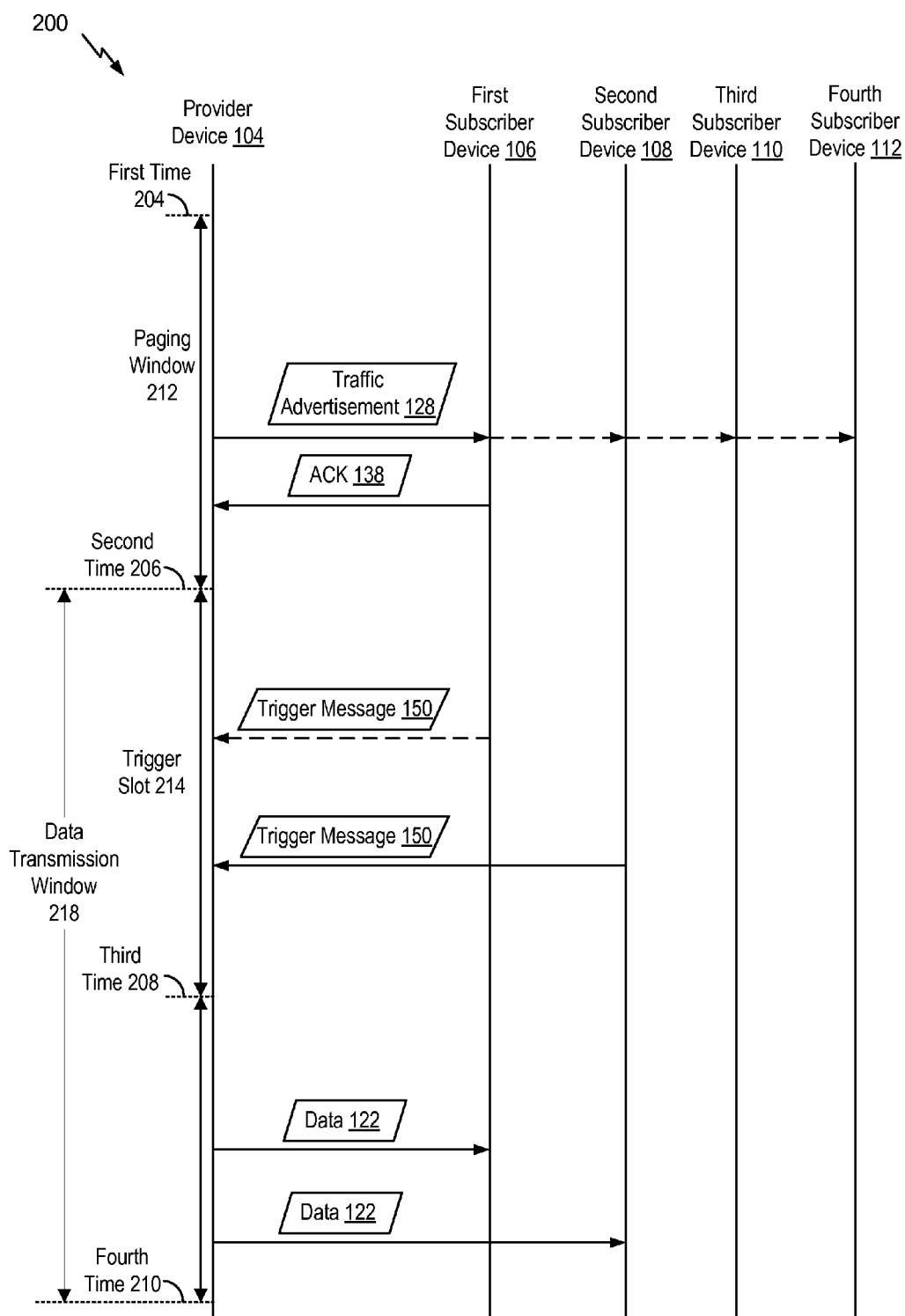


FIG. 2

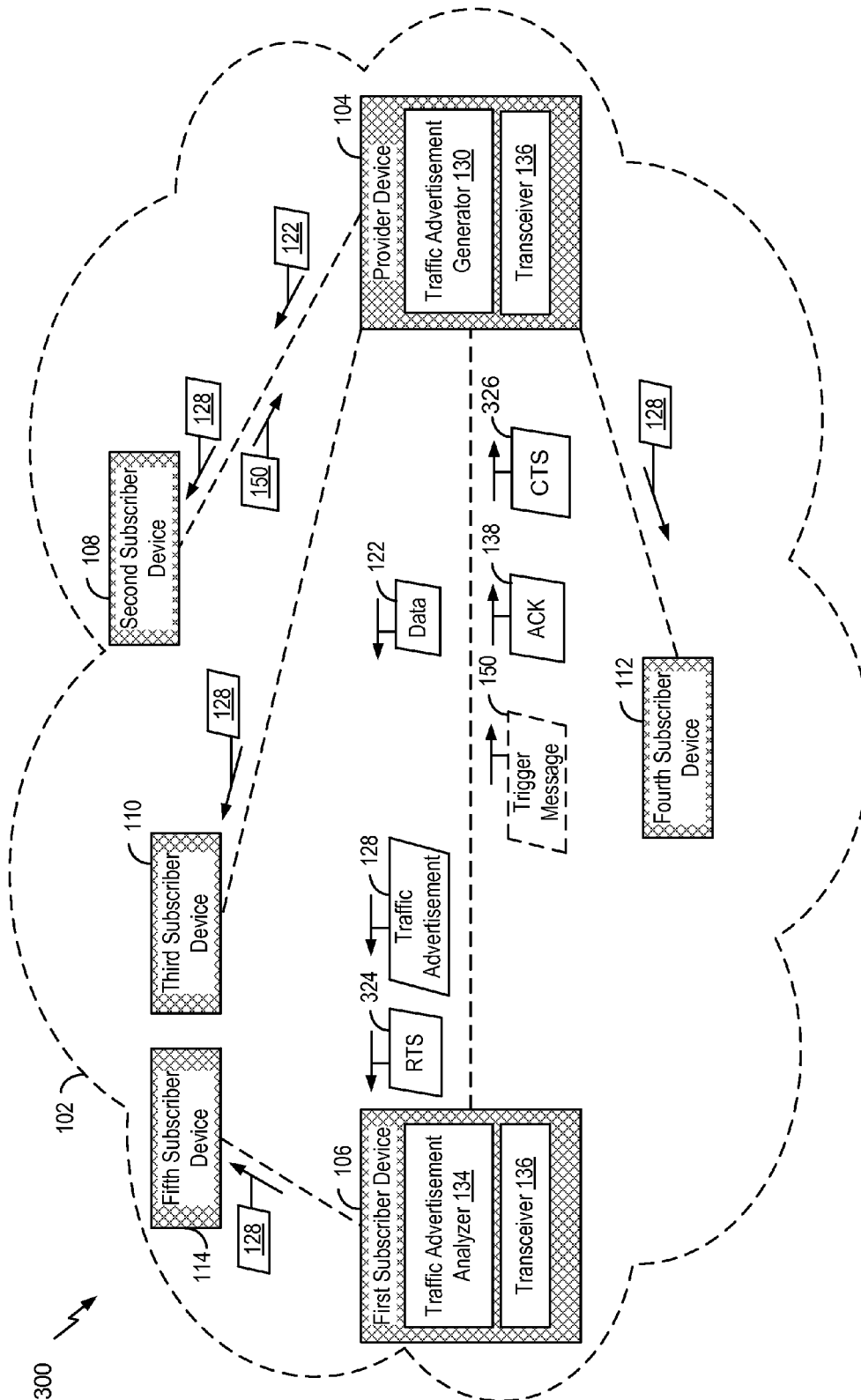


FIG. 3

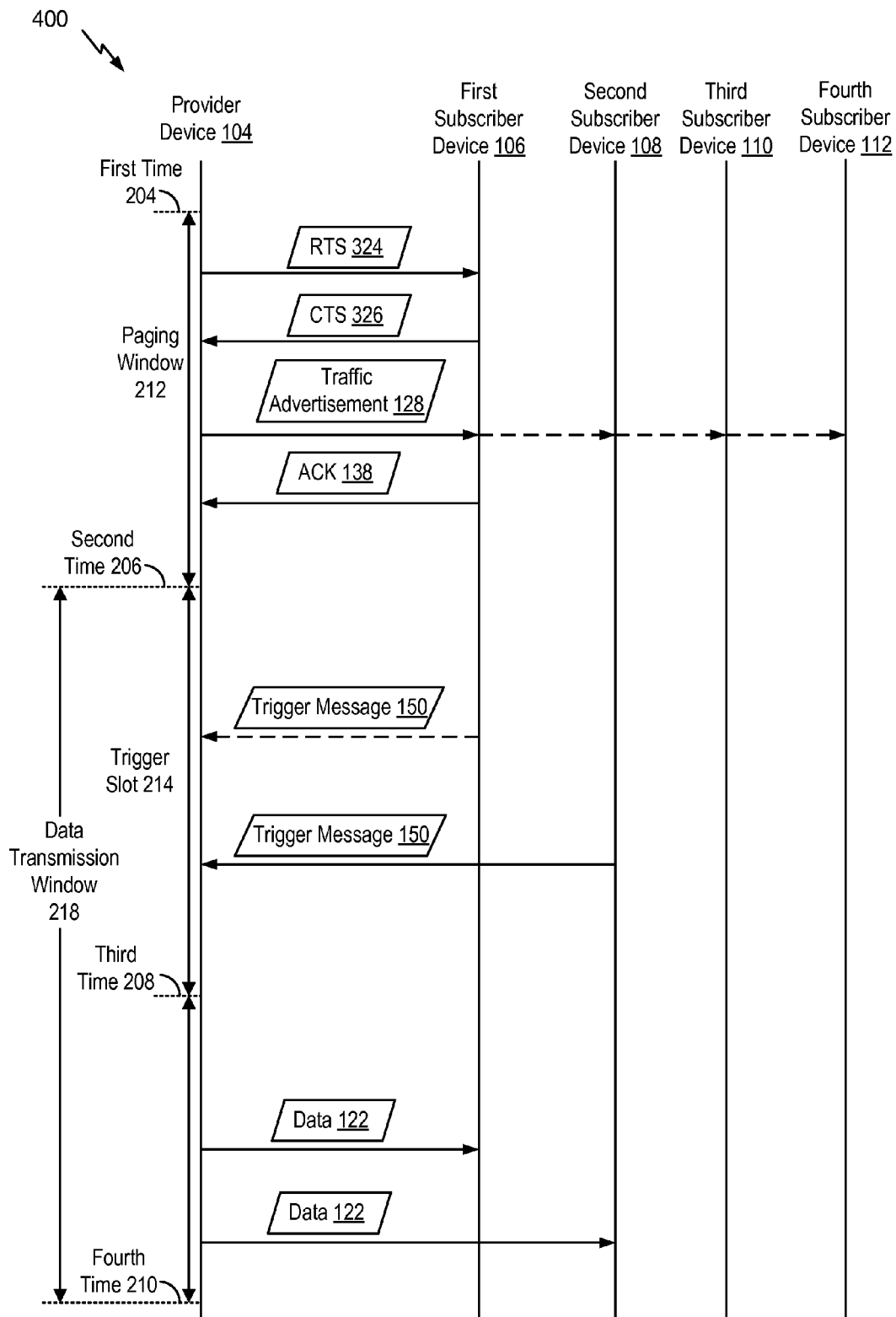


FIG. 4

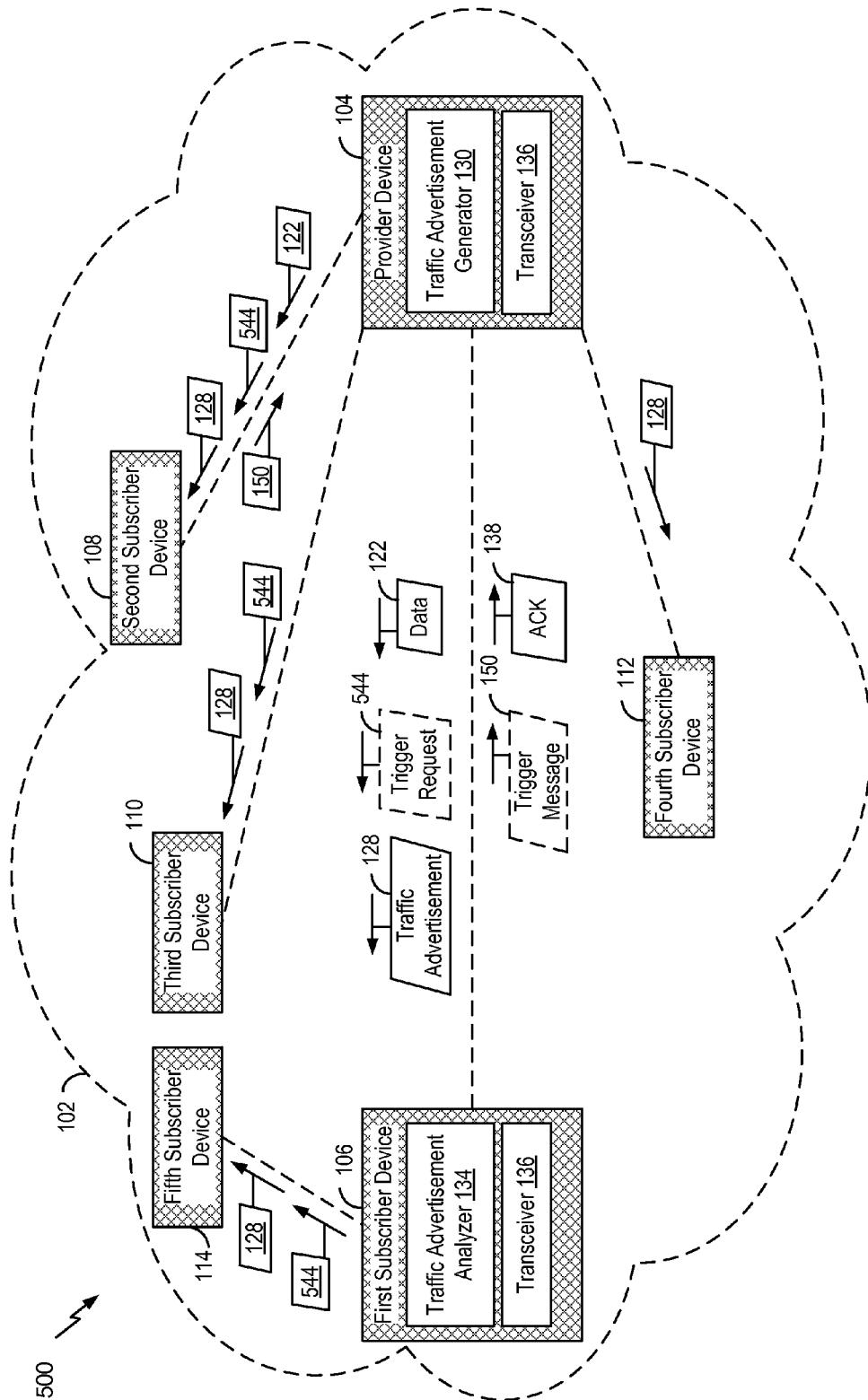


FIG. 5

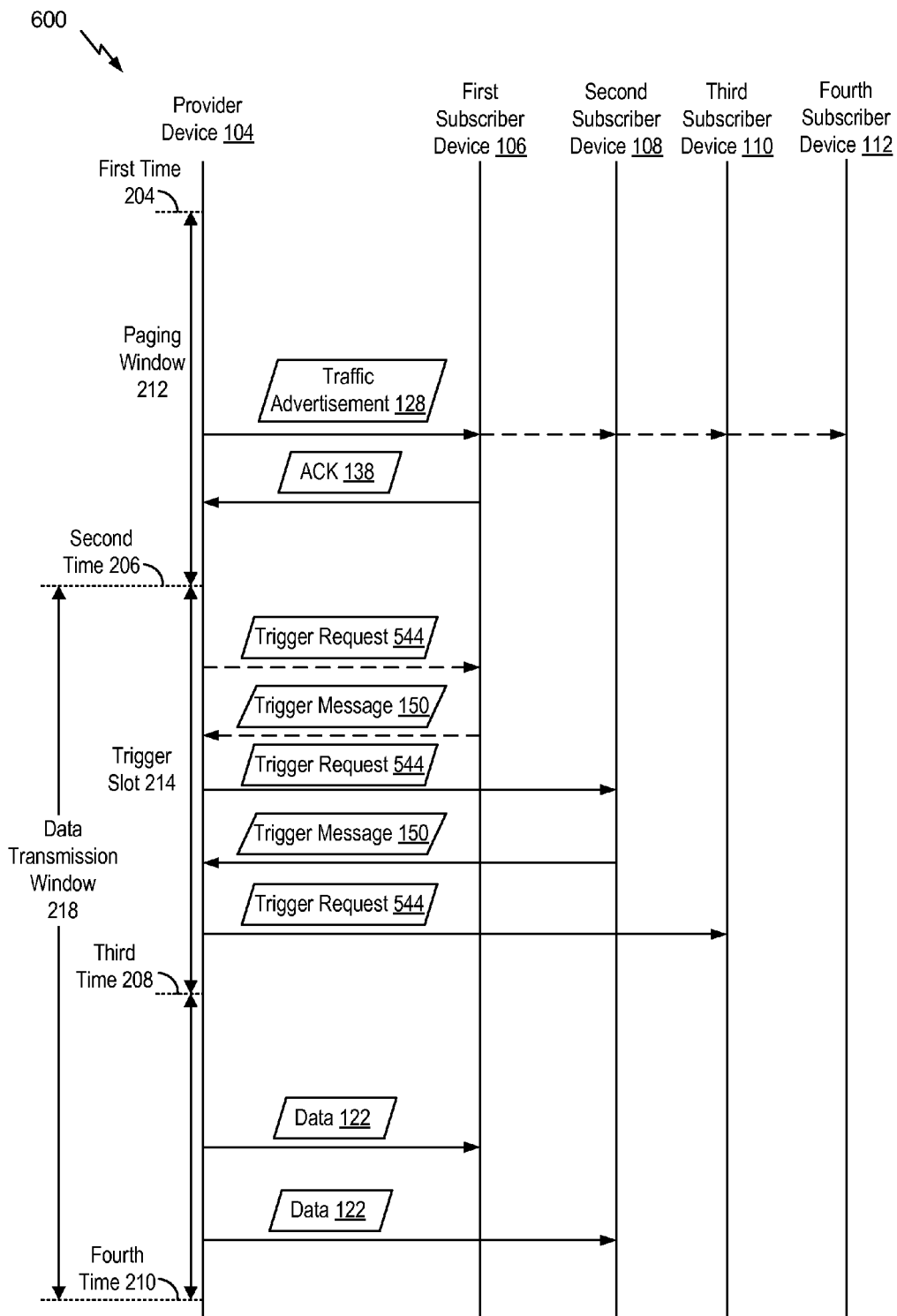
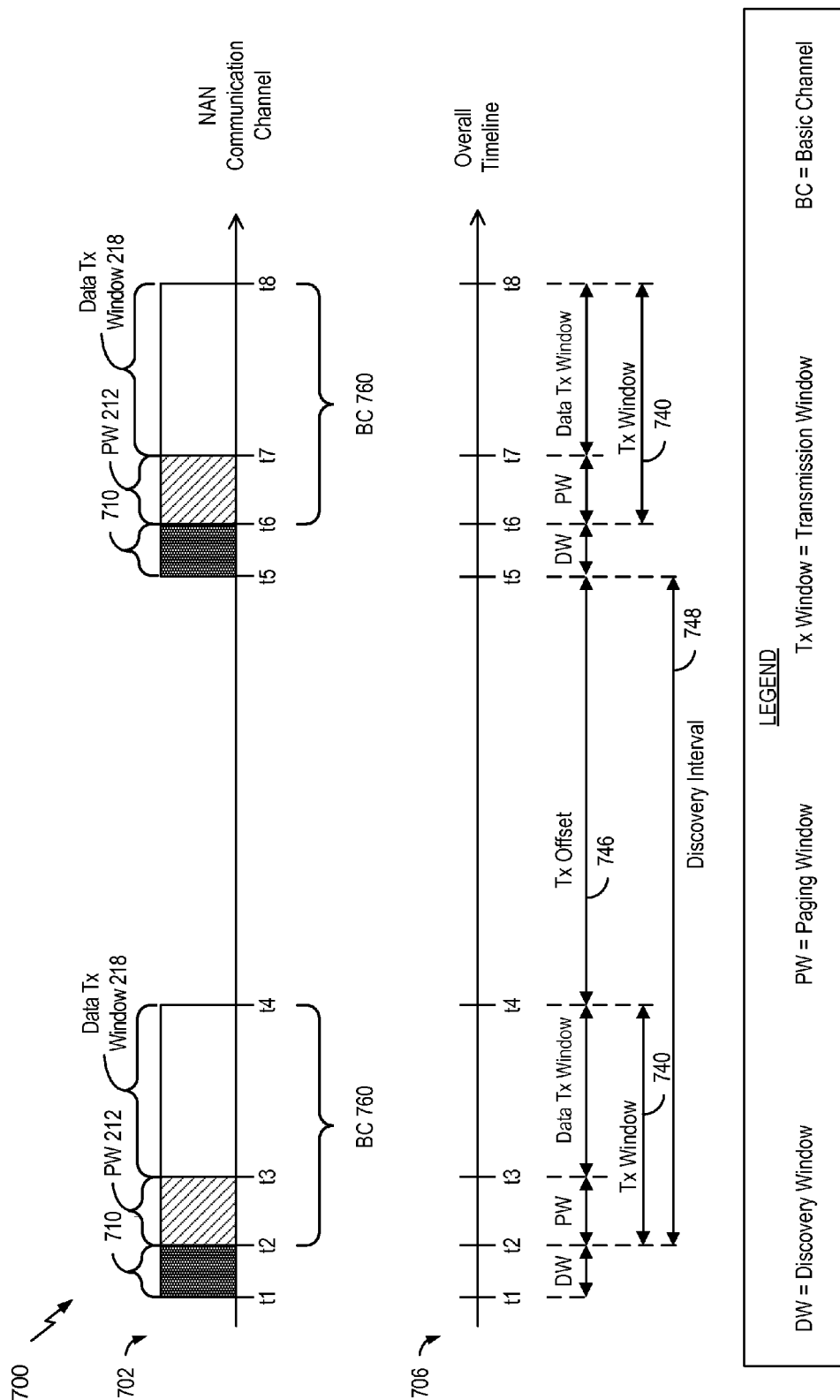


FIG. 6



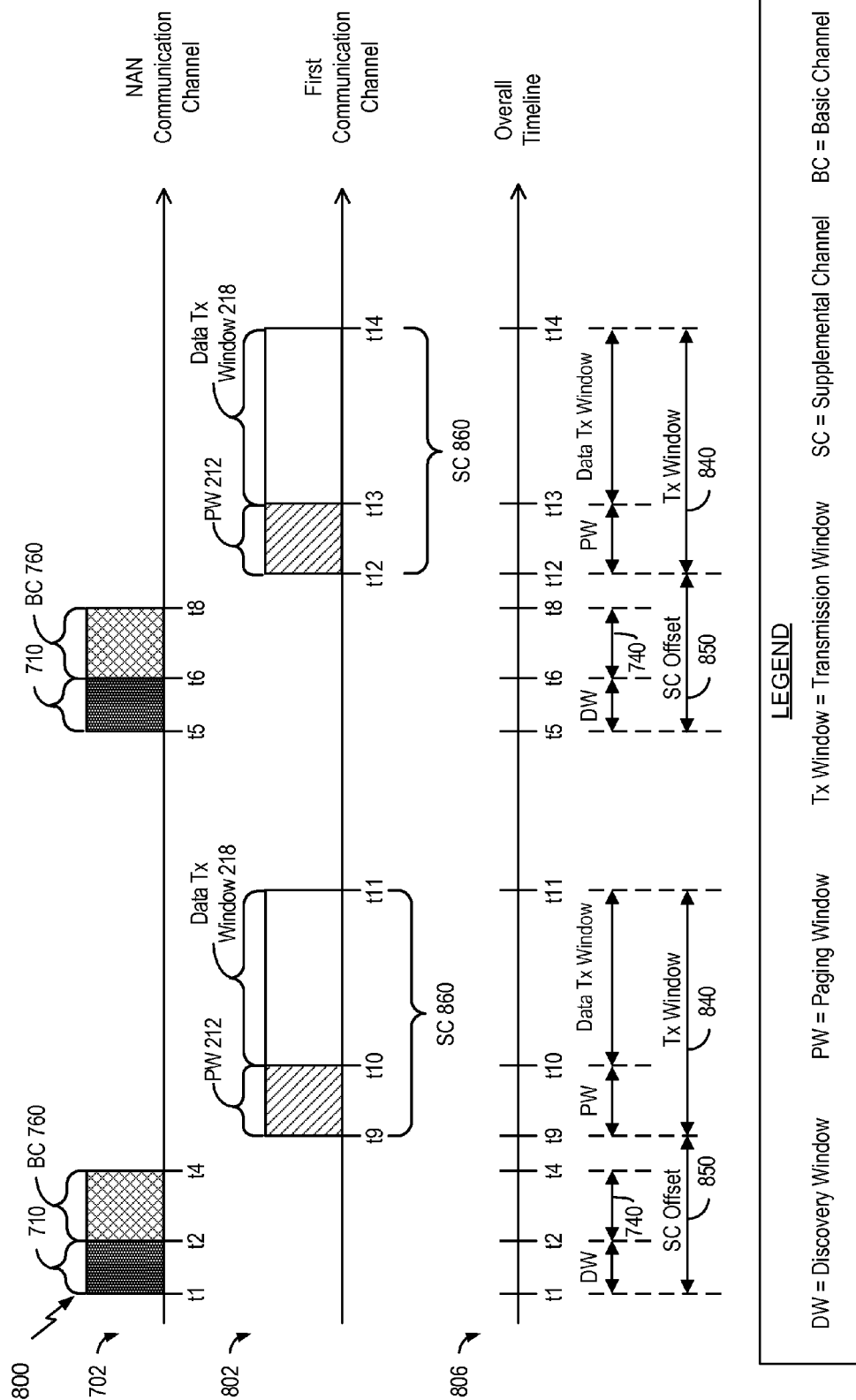


FIG. 8

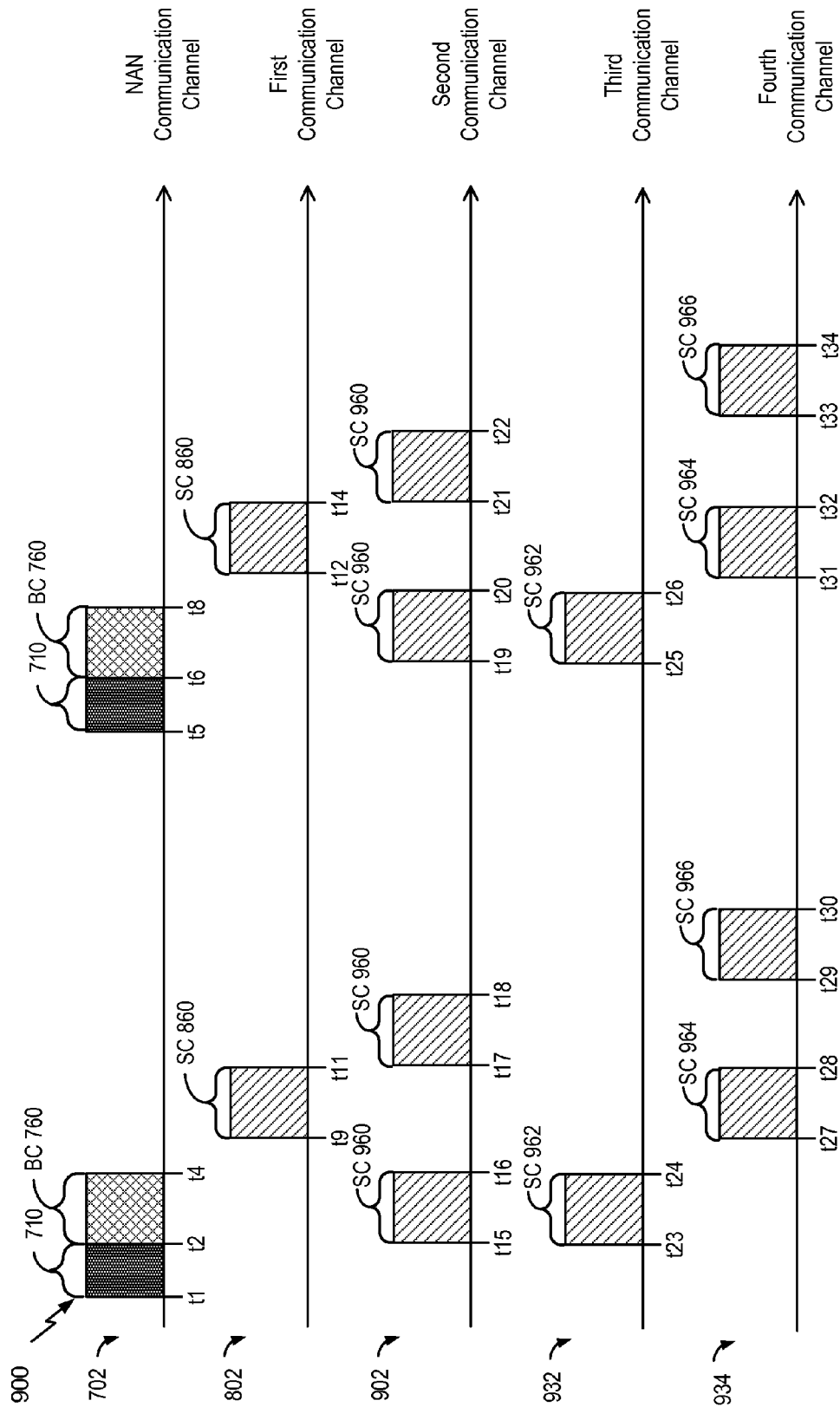


FIG. 9



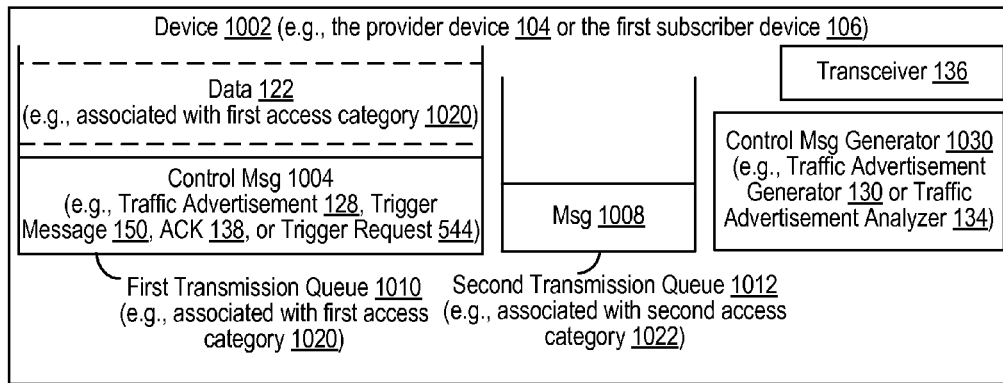


FIG. 10A

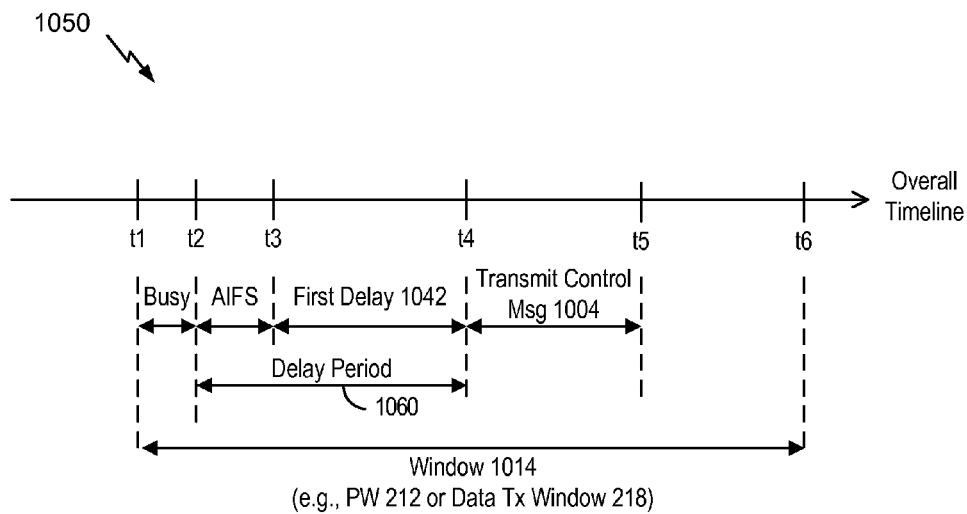
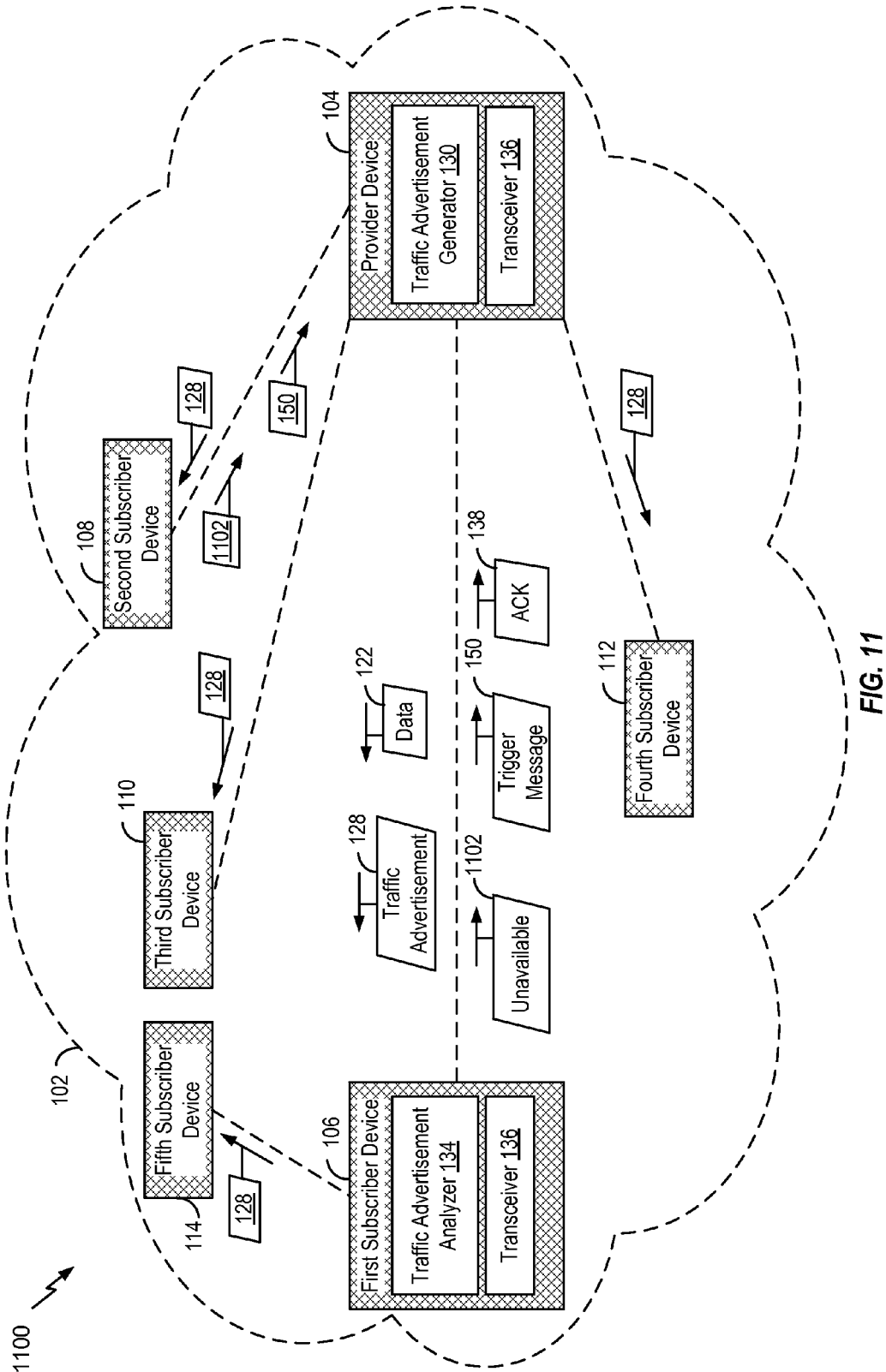


FIG. 10B



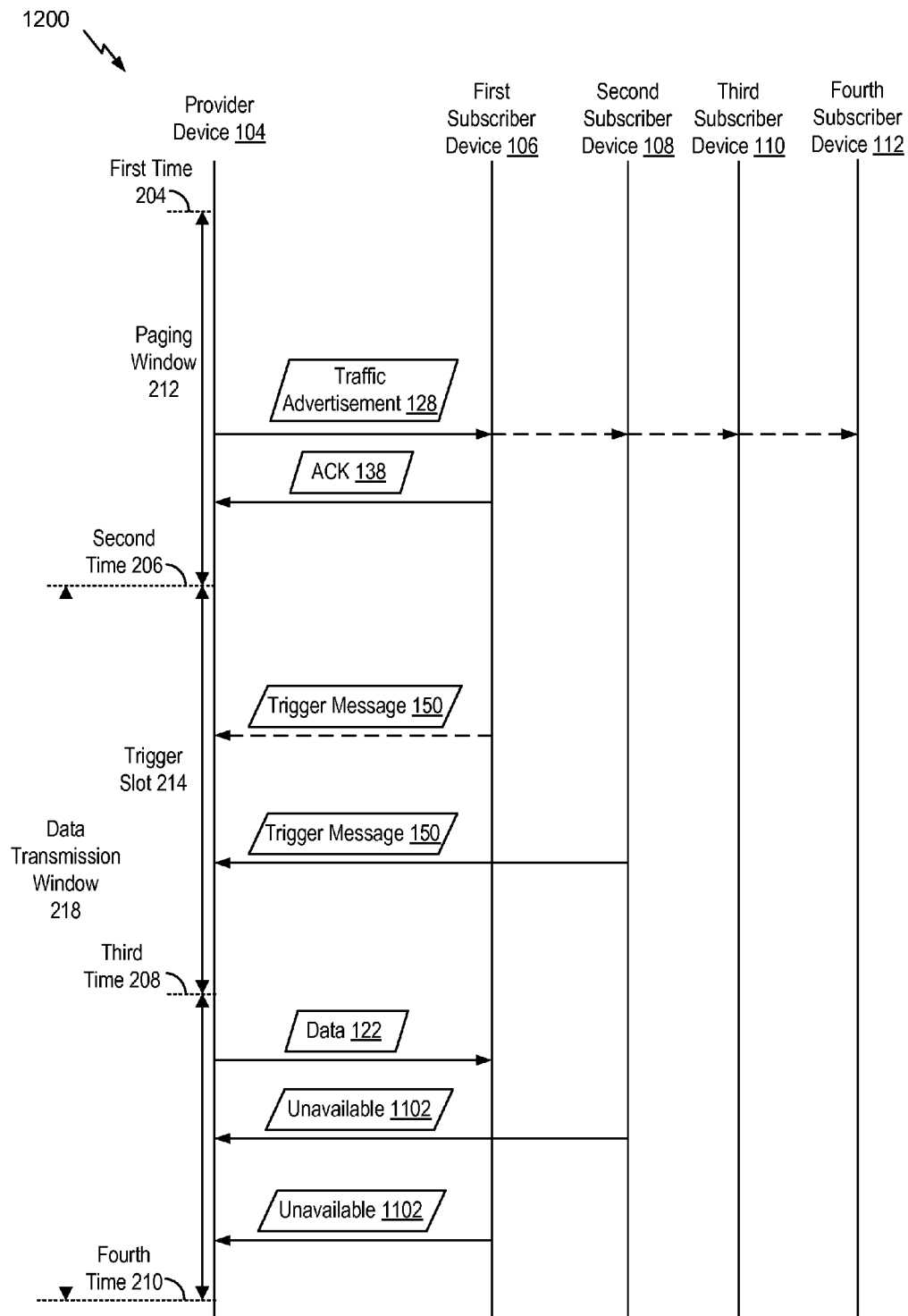
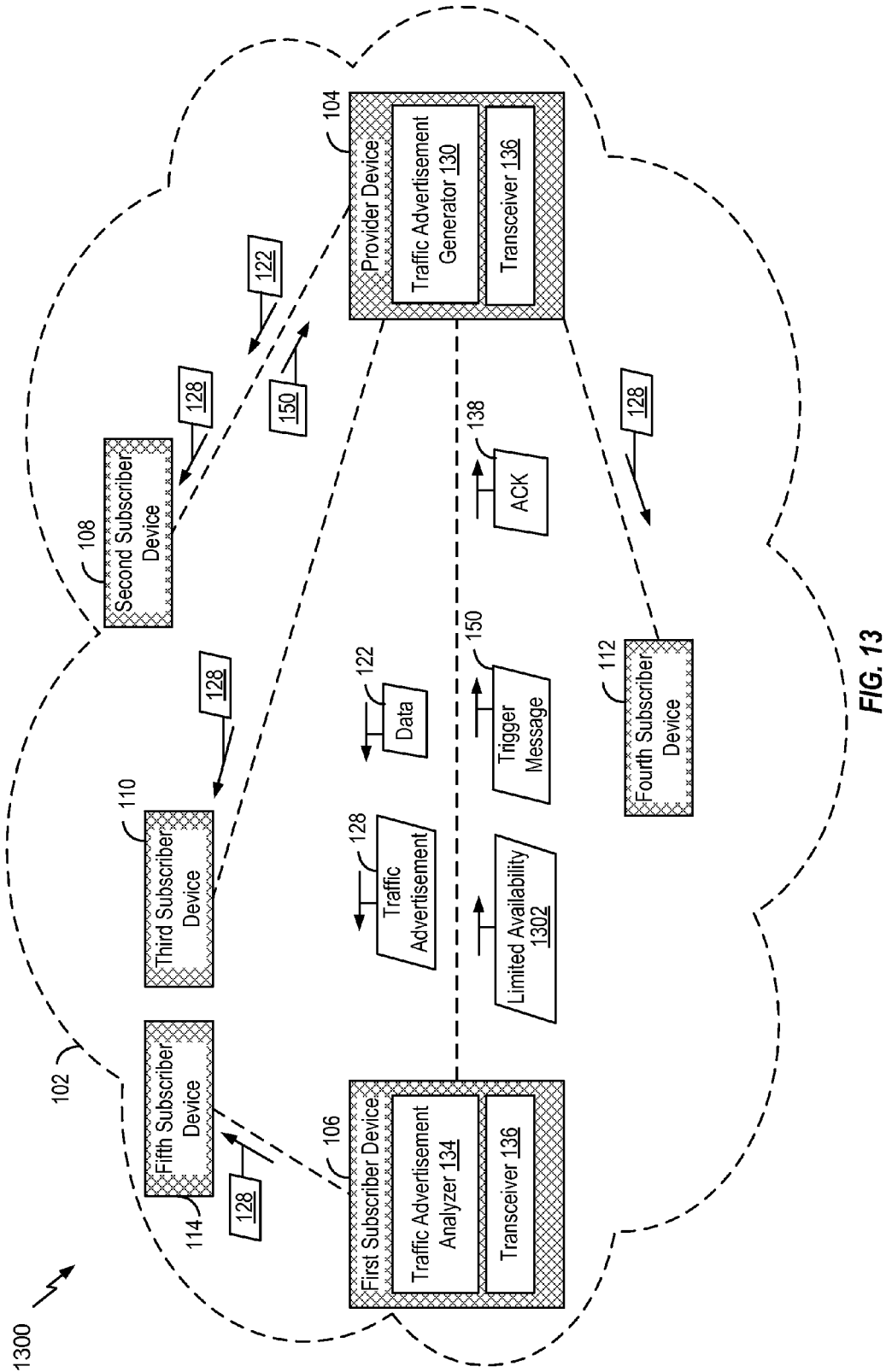


FIG. 12



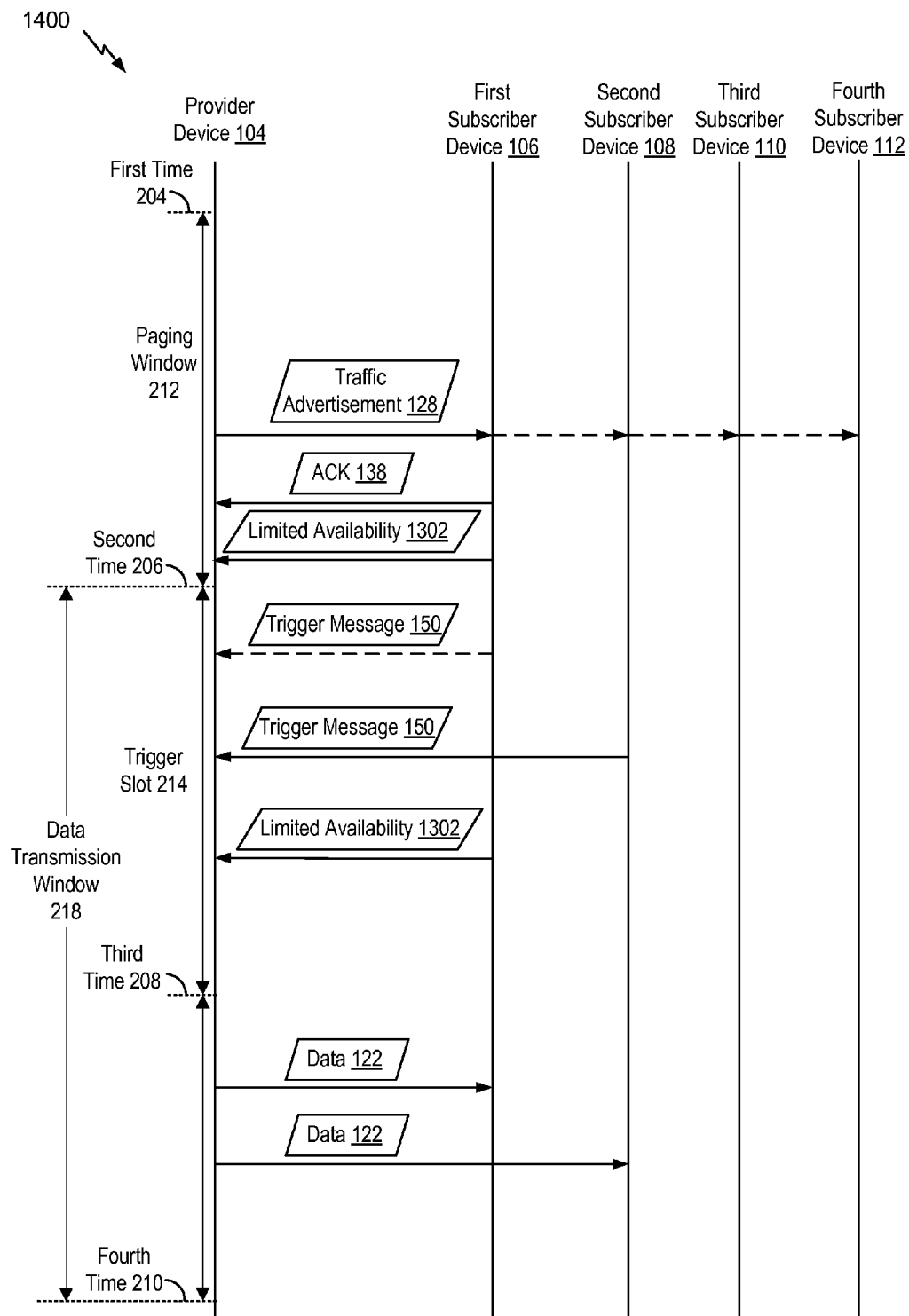


FIG. 14

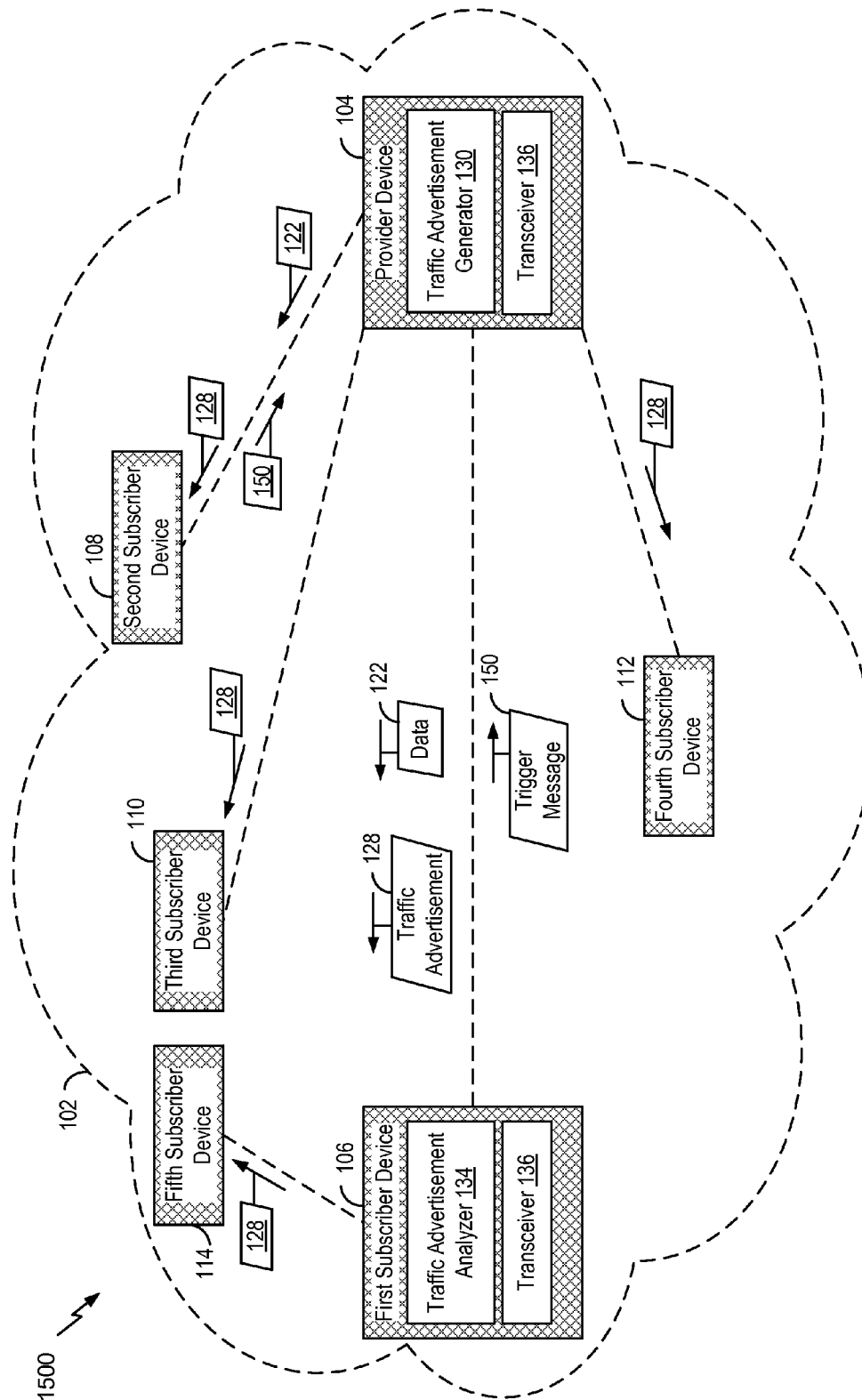


FIG. 15

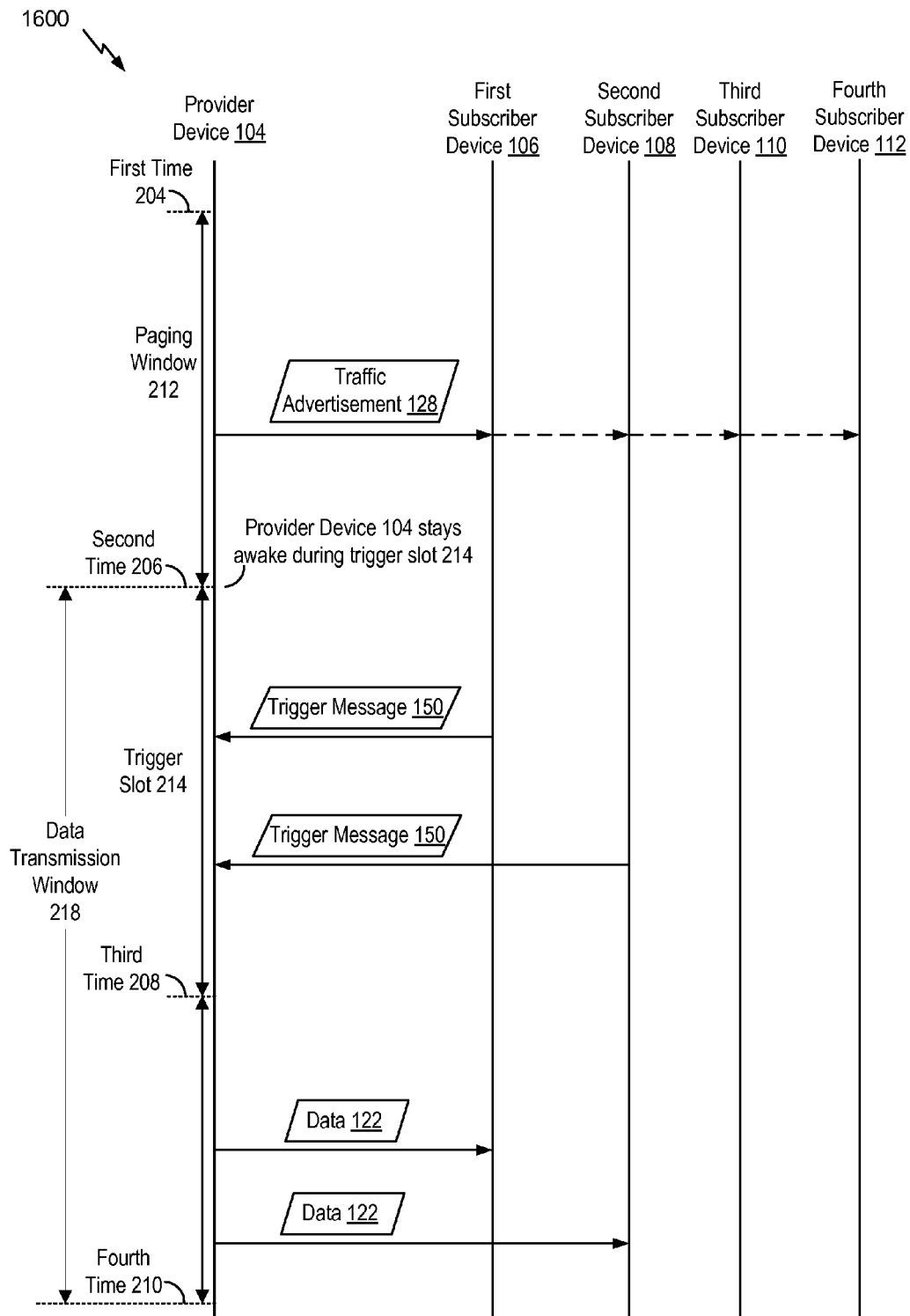


FIG. 16

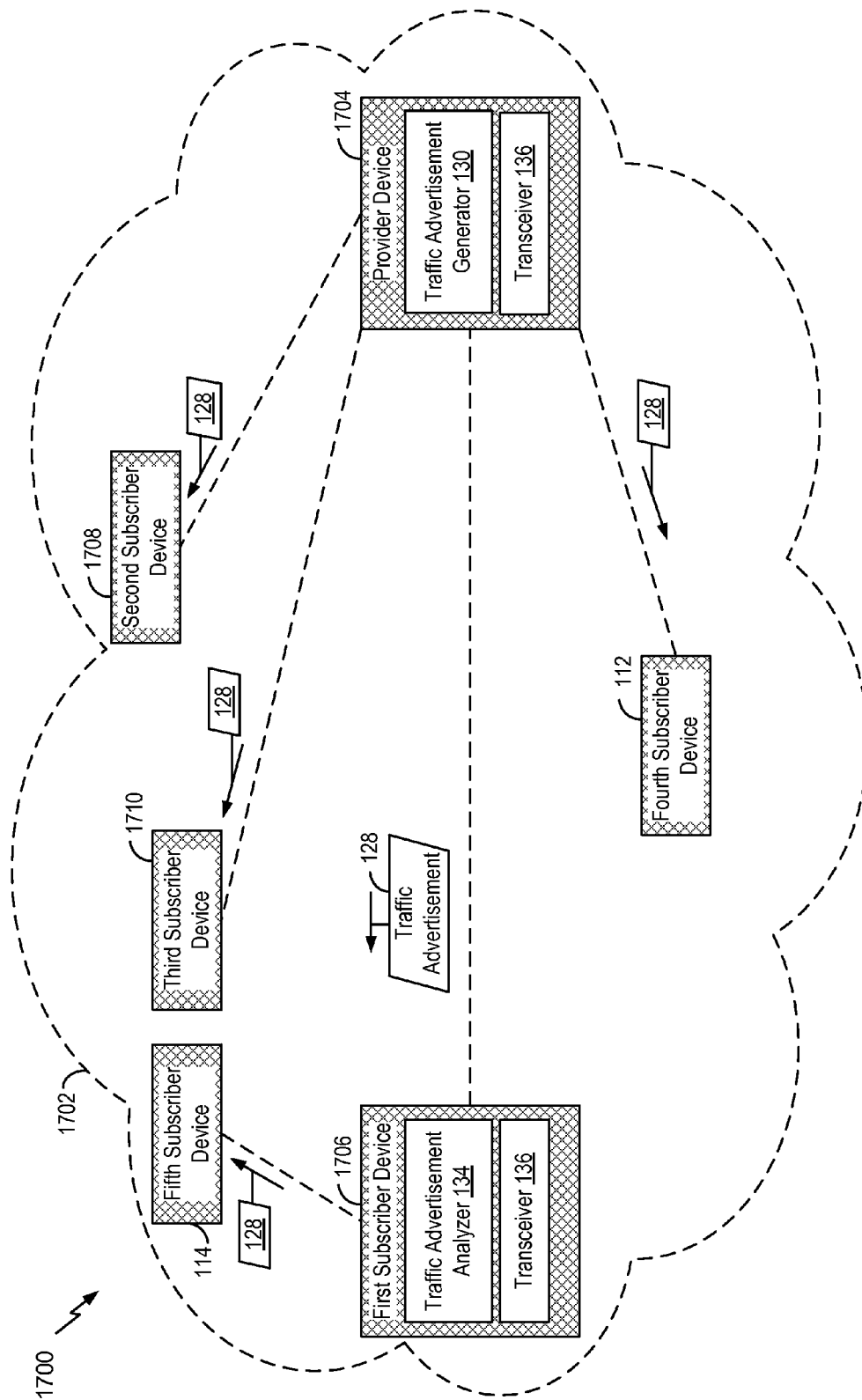


FIG. 17



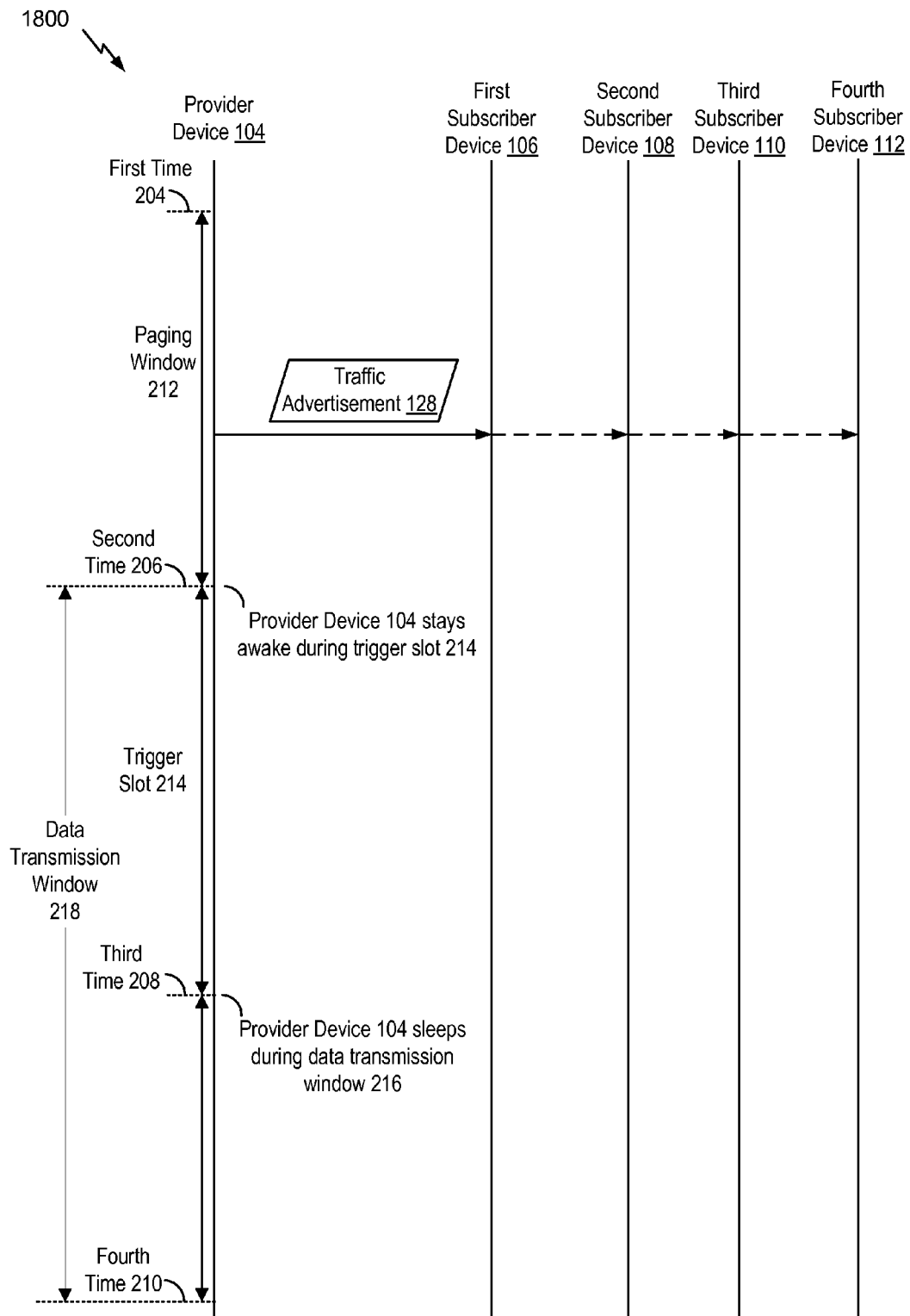
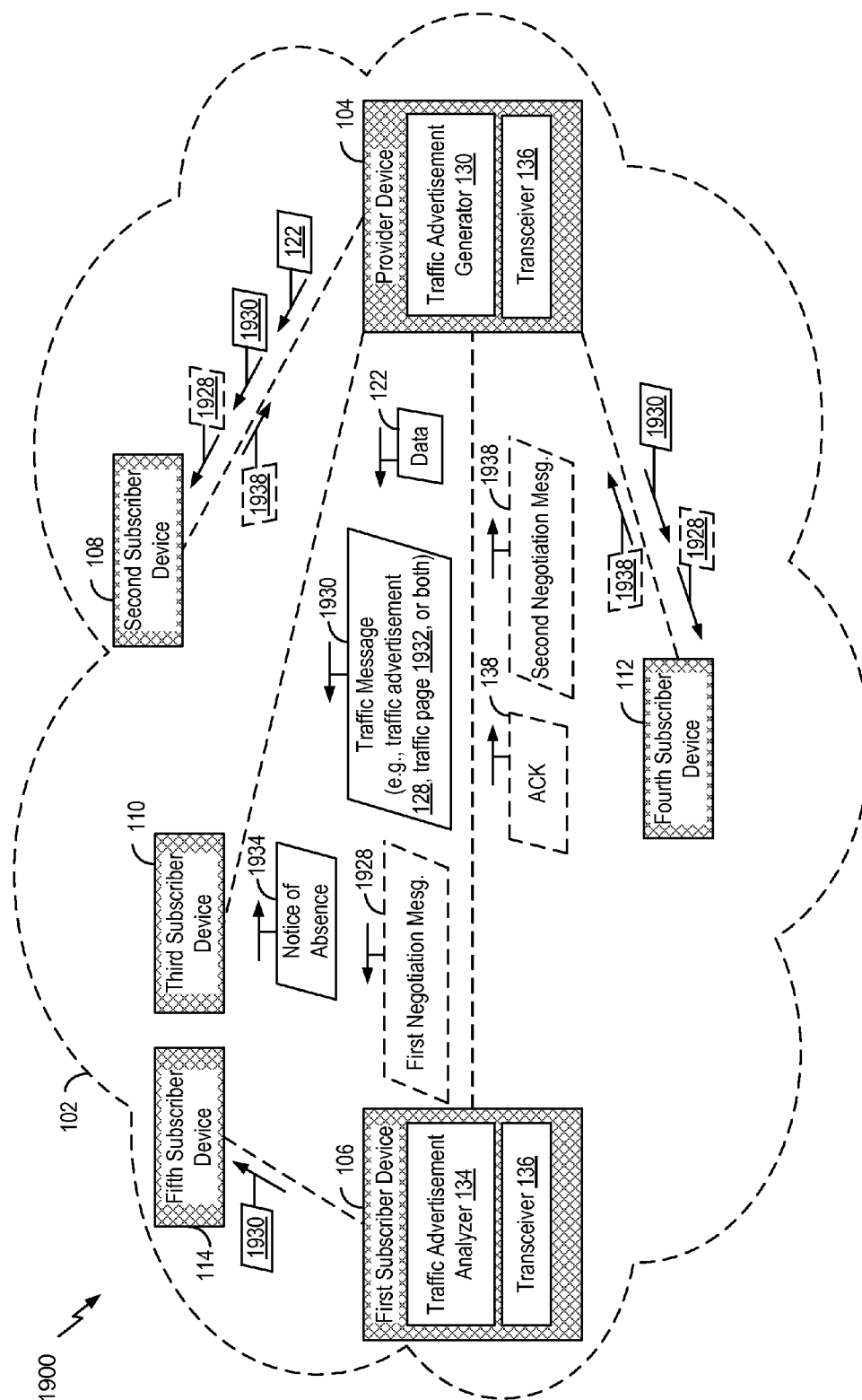


FIG. 18



**FIG. 19**

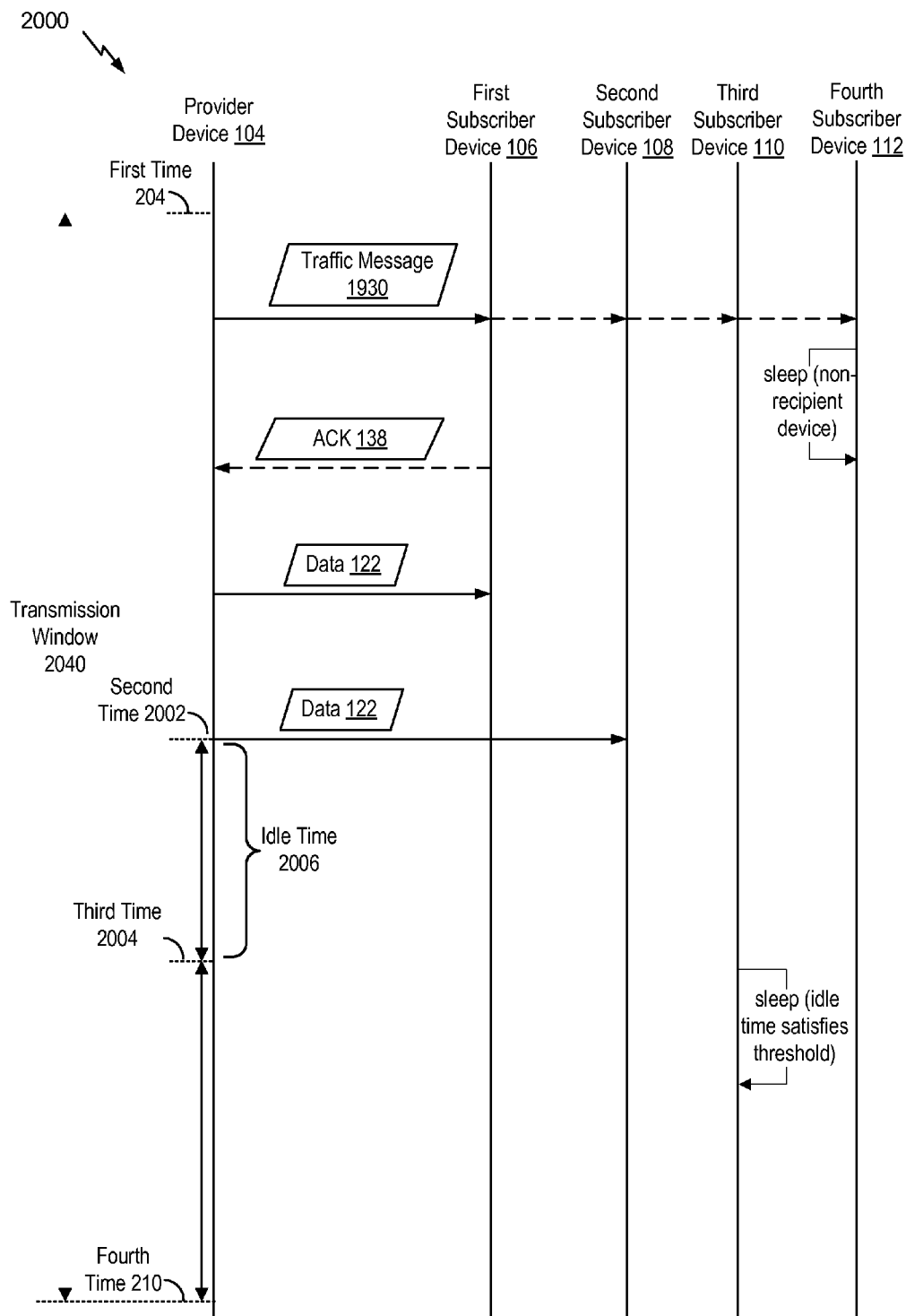


FIG. 20

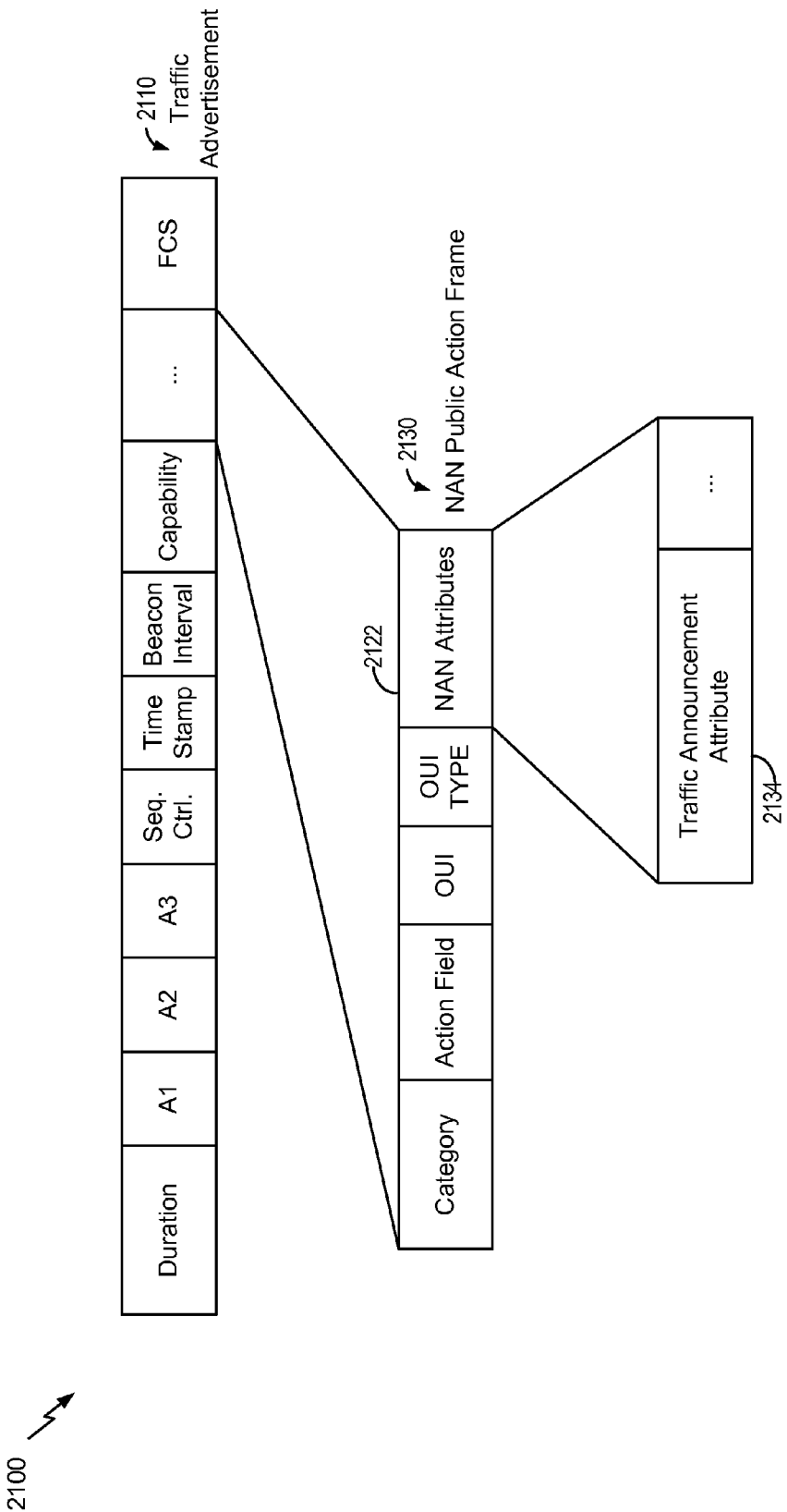


FIG. 21

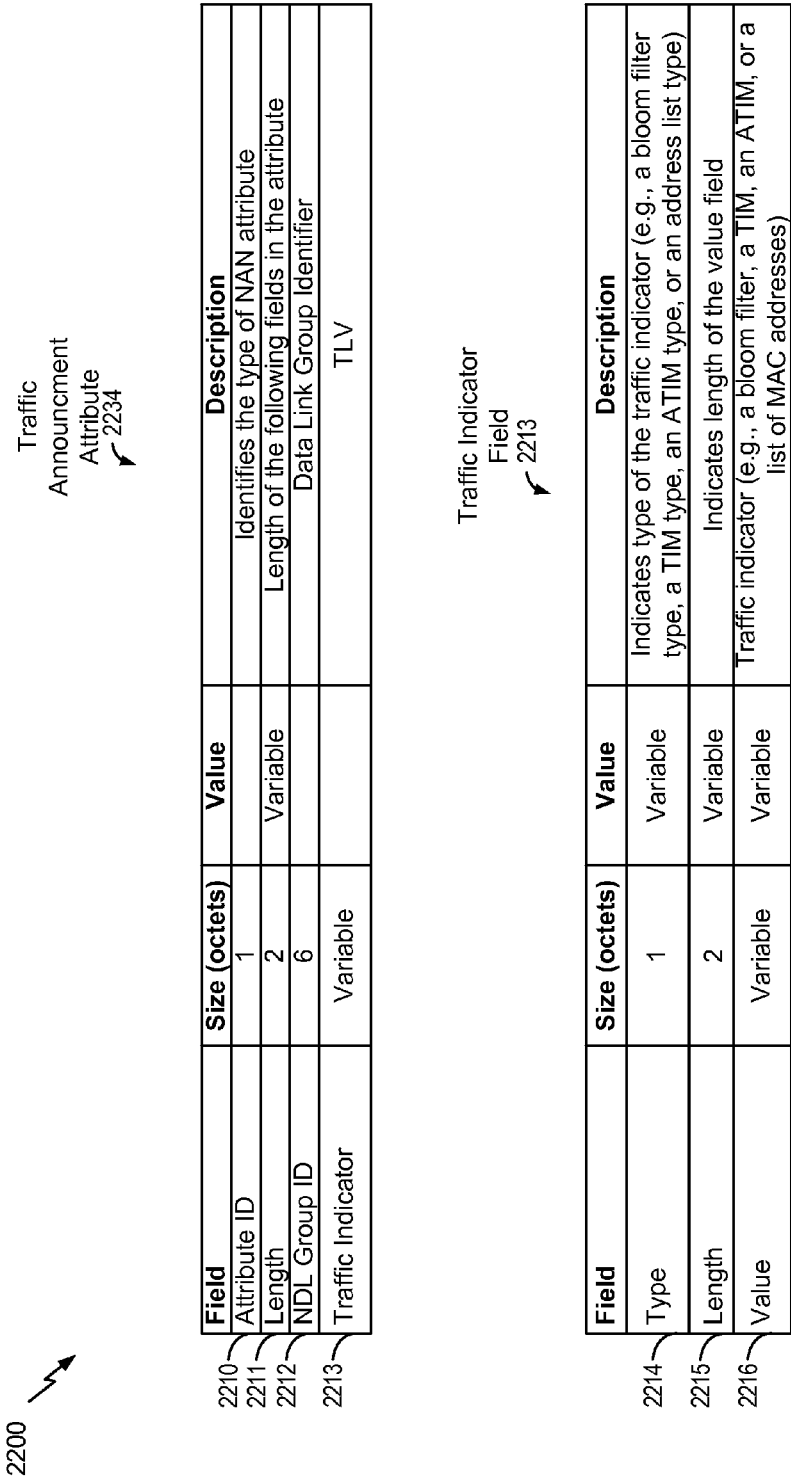


FIG. 22

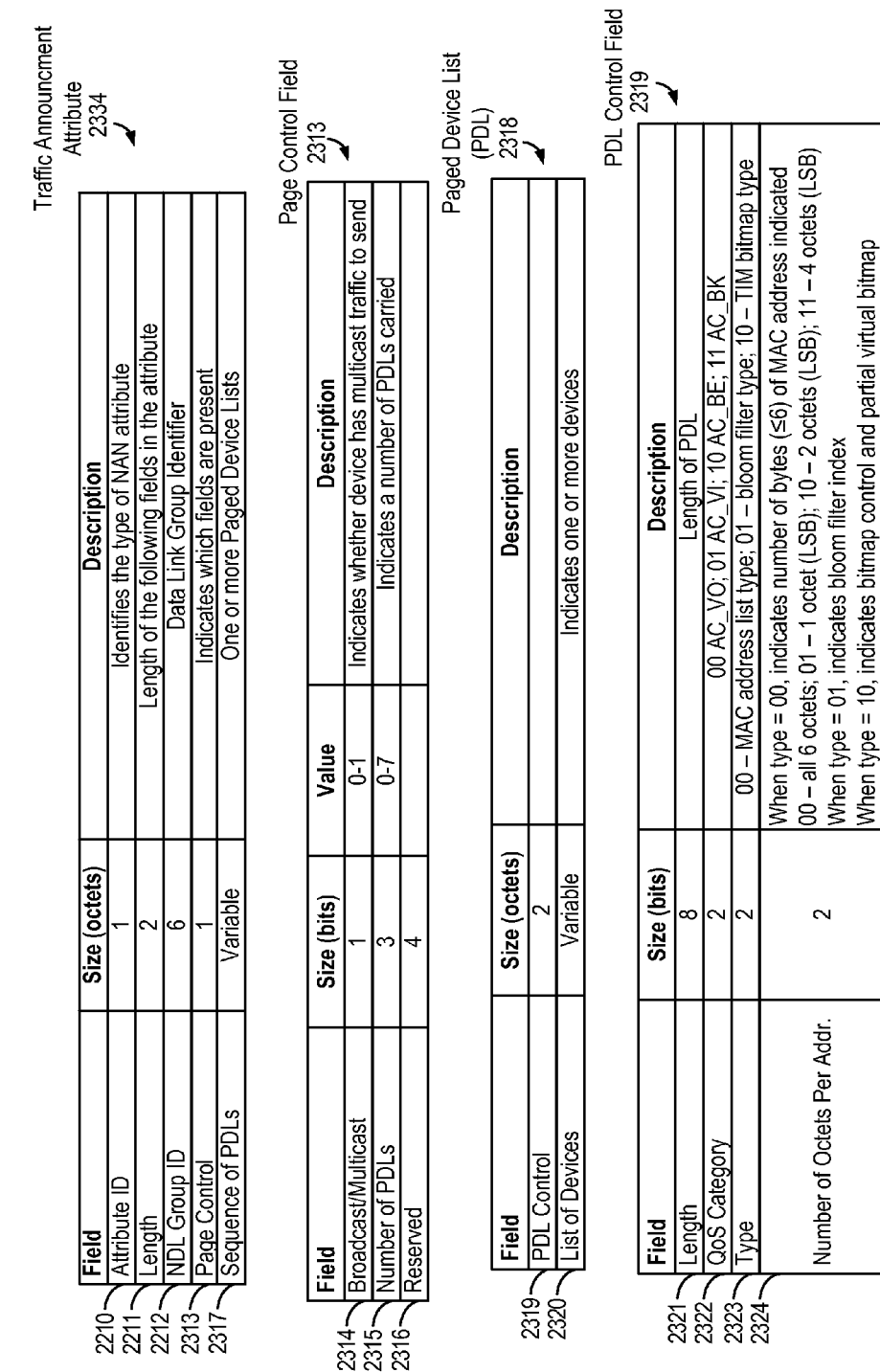


FIG. 23

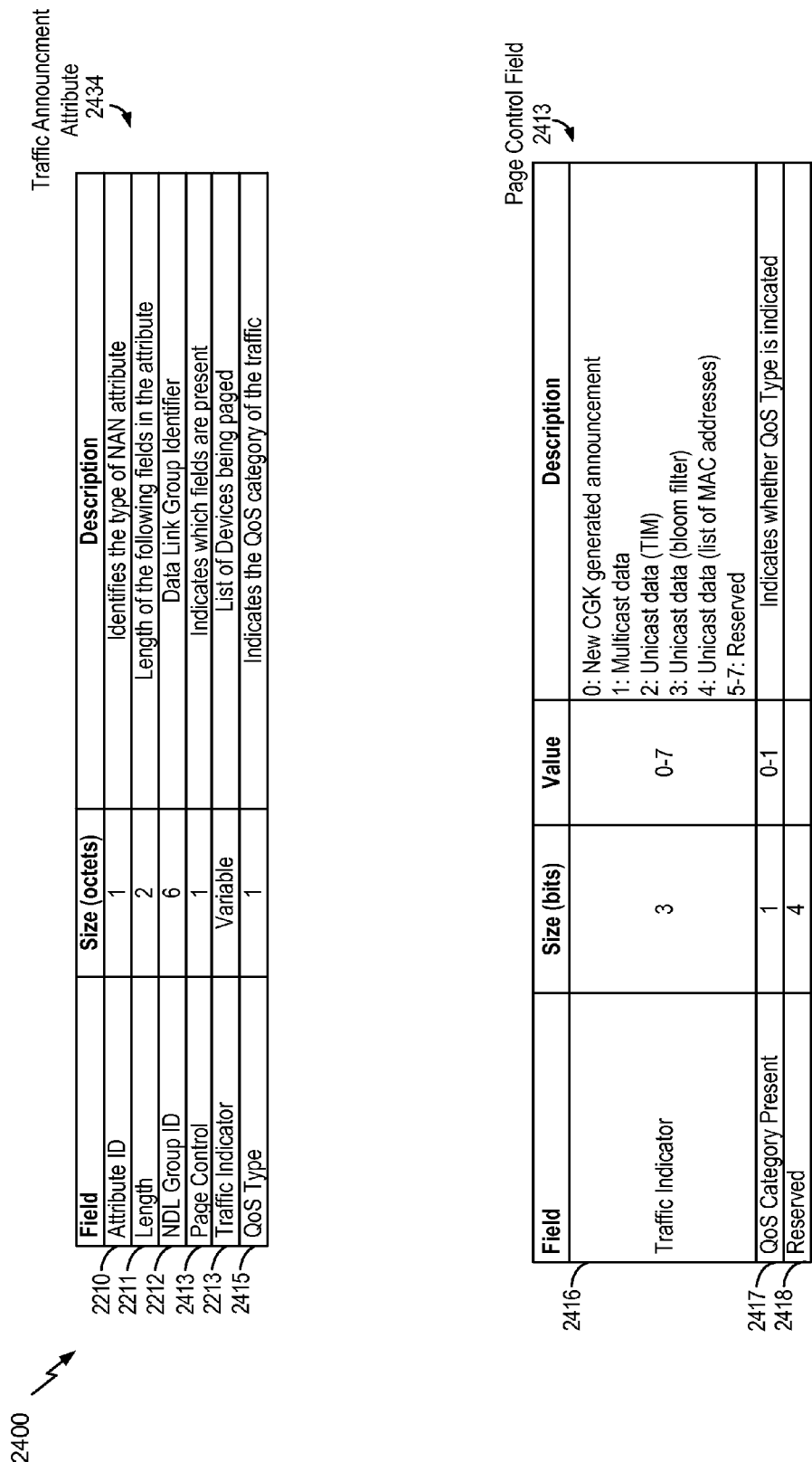


FIG. 24

NDL  
Negotiation Attribute  
2534

Field	Size (octets)	Value	Description
Attribute ID	1	0x0C	Identifies the type of NAN attribute
Length	2	Variable	Length of the following fields in the attribute
MAC Address	6	Variable	Device MAC Address for Data Link
Group ID	6	Variable	Unique NDL Group ID
Validity Time	2	Variable	Number of DW intervals this attribute is valid
NDL Control	1	Variable	Indicates/Presence and absence of bits
Security Type	1	Variable	Indicates the authentication protocol and cipher suites supported by the device
NDL Logical Channel Indicator	2	Variable	Present if indicated by NDL Control. Indicates the Logical Channel Index for the NDL
Map Control	1	Variable	Present if indicated by NDL Control. The availability channel and time map control information
Availability Intervals Bitmap	Variable	Variable	Present if indicated by NDL Control. The availability intervals bitmap divides the time between the beginnings of consecutive Discovery Windows of a given NAN cluster into consecutive time intervals of equal durations. The time interval duration is specified by the Availability Interval Duration subfield of the Map Control field. A NAN device that sets the i-th bit of the Availability Intervals Bitmap to 1 shall be present during the corresponding i-th time interval in the operation channel indicated by the associated Further Availability Map attribute. A NAN device that sets the i-th bit of the Availability Intervals Bitmap to 0 may be present during the corresponding i-th time interval in the operation channel indicated by the associated Further Availability Map attribute.

FIG. 25



2600 ↗

NDL Control Field

↖ 2515

Field	Size (bits)	Value	Description
2614 Availability Map Present	1	Variable	Set if the attribute indicates that map control and availability map is present
2615 NDL Logical Channel Indicator Present	1	Variable	Set if the NDL attribute indicates a spec defined channel. When set, the NDL Logical Channel Indicator field is present
2616 Status Code	2	Variable	00-Request; 01-Reject/Counter Request; 10-Fail; 11-Confirm
2617 Flexible	1	Variable	When set indicates that the receiving device may negotiate an alternate schedule
2618 Power Save	1	Variable	When set, the device is indicating that it is a power constraint device and prefers to have a scheme to aid power save (e.g., traffic announcement, etc.)
2620 Security	1	Variable	Set if the Security Type field indicates authentication protocol & cipher suites
2619 Reserved	1		

FIG. 26

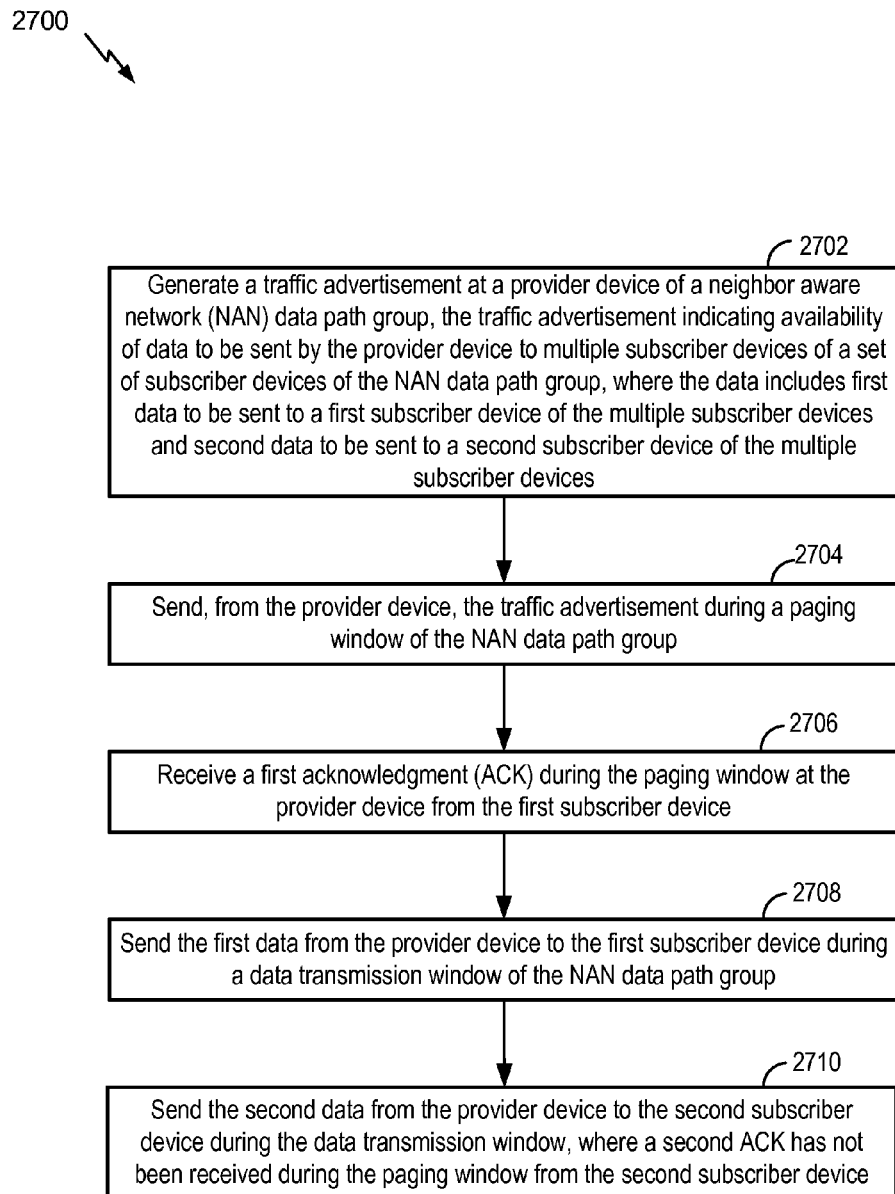


FIG. 27

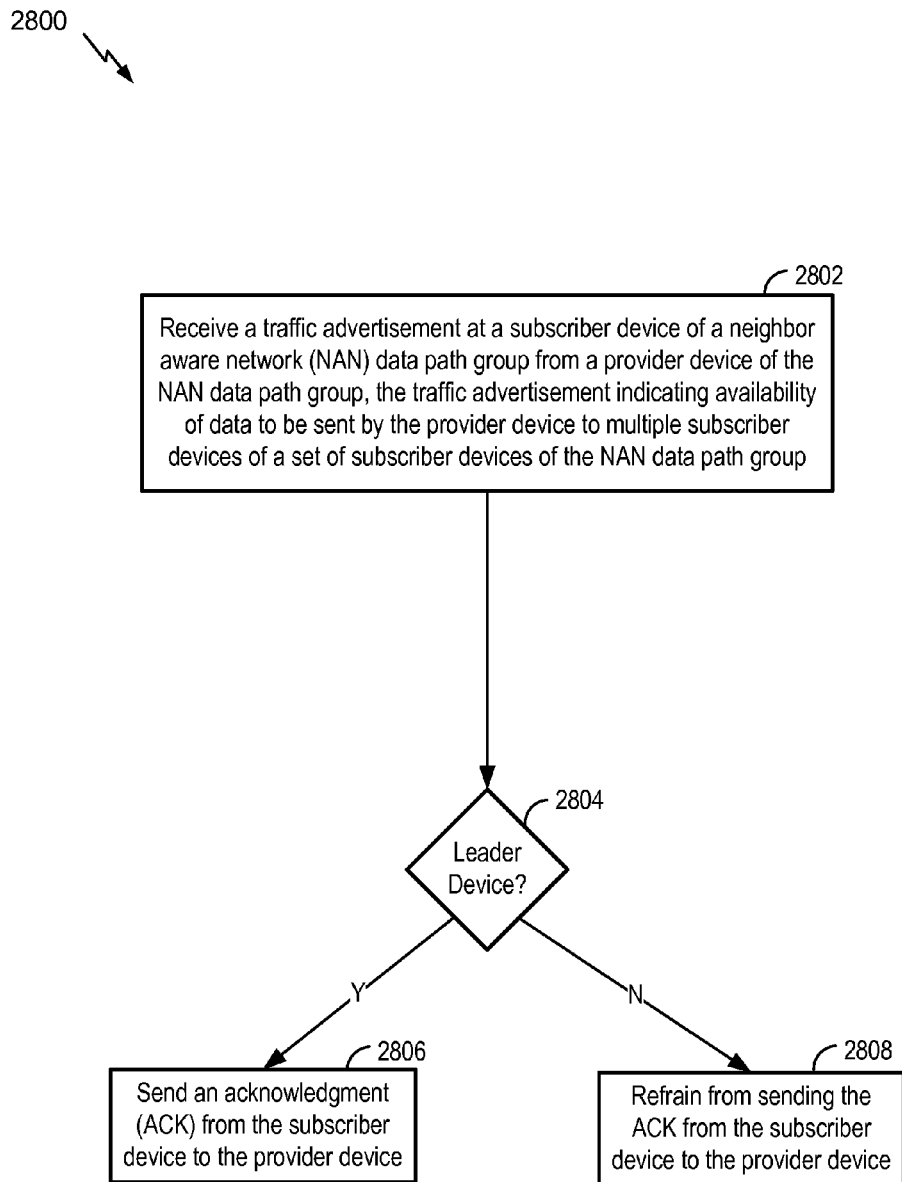


FIG. 28

2900

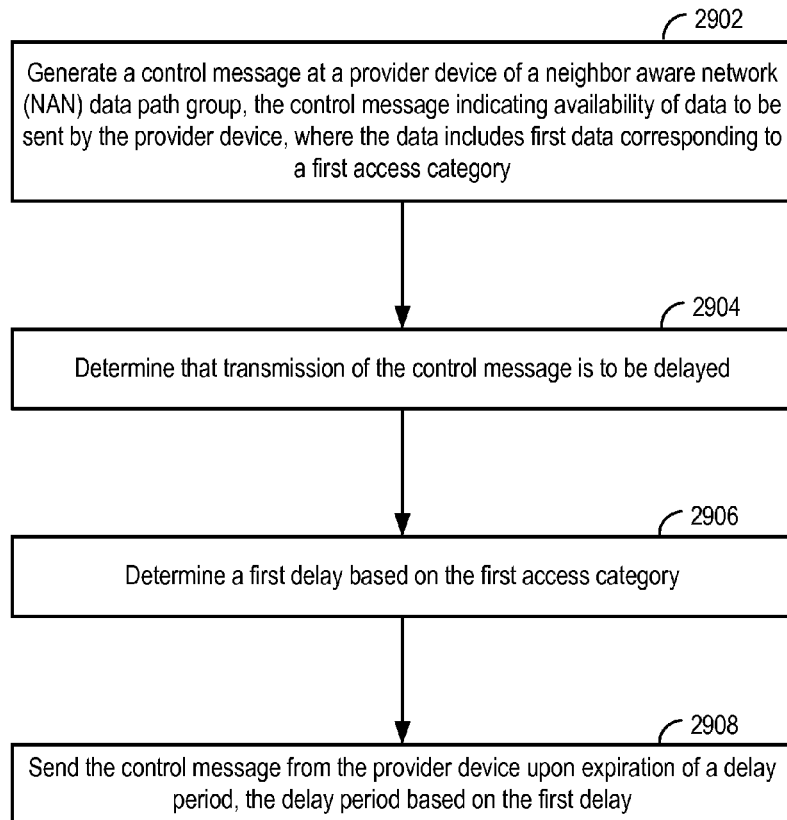


FIG. 29

3000

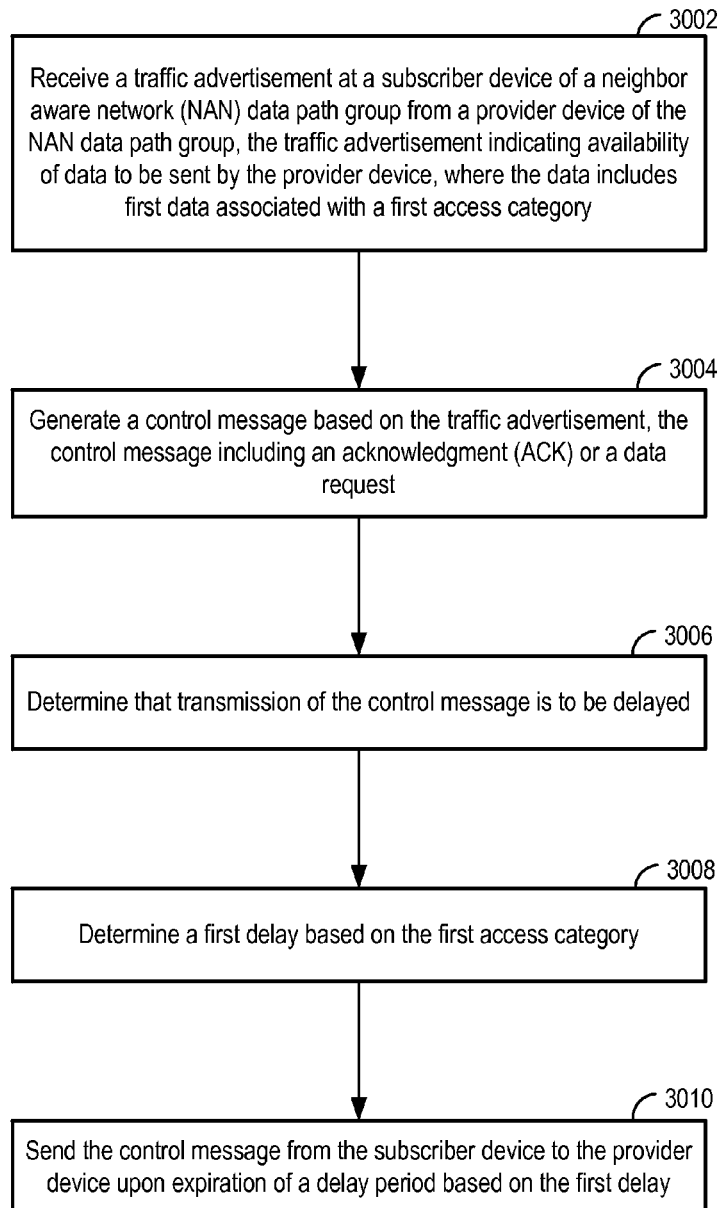


FIG. 30

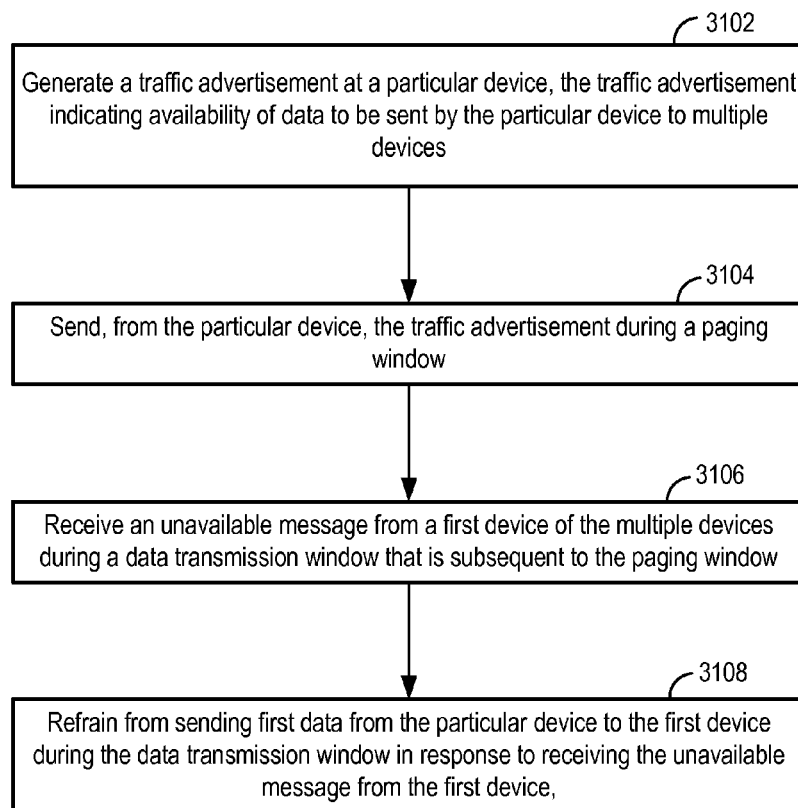

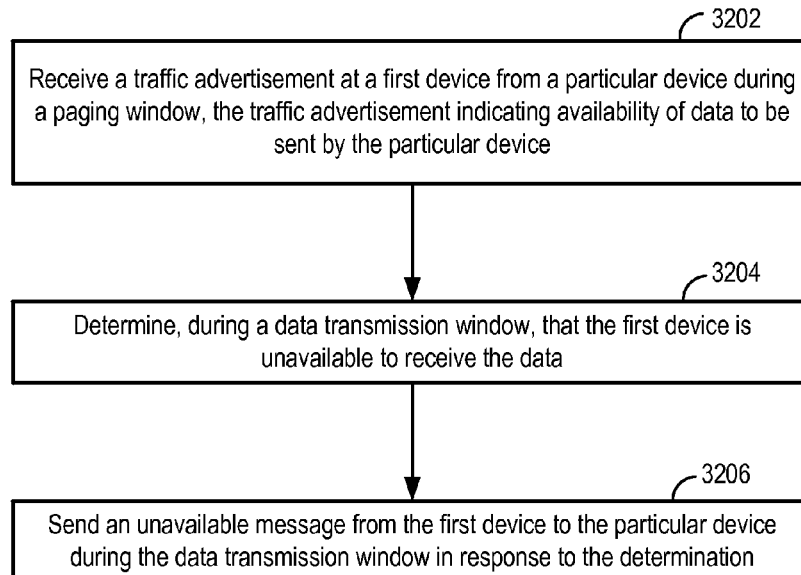
3100 

FIG. 31

3200 ↘



**FIG. 32**

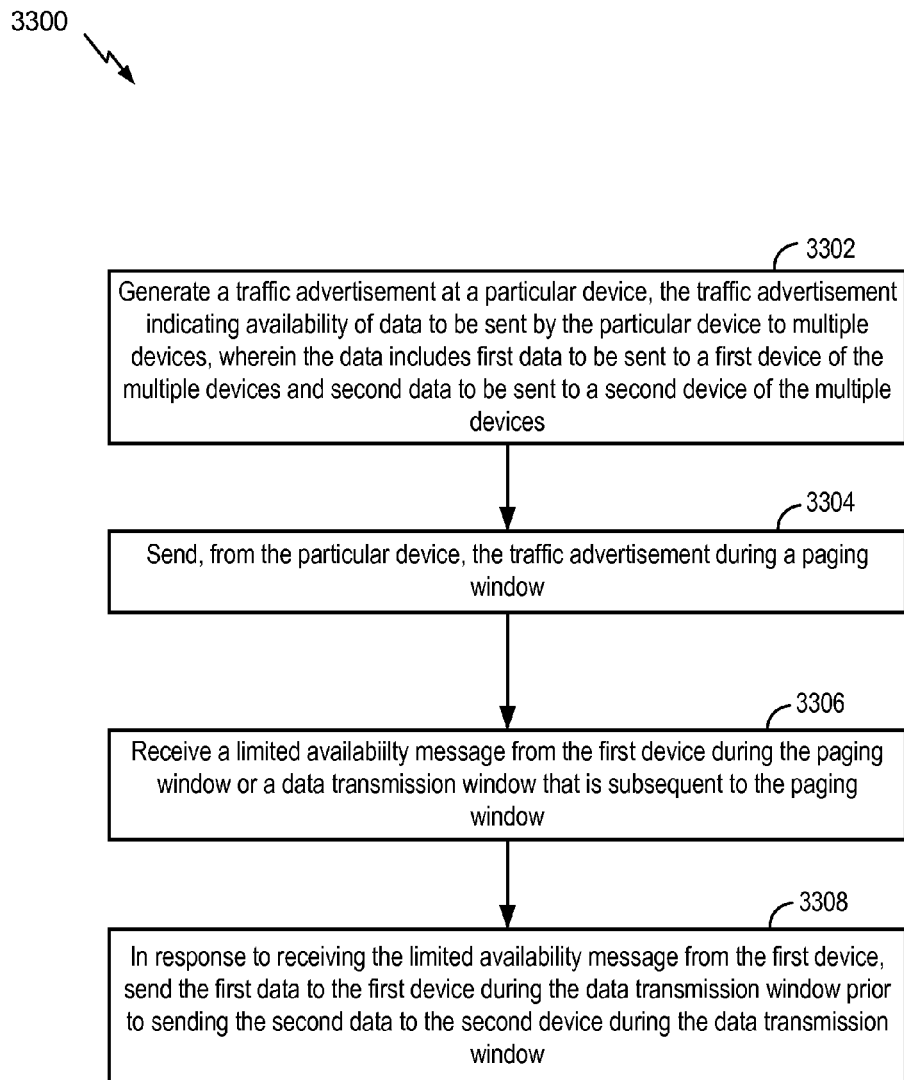
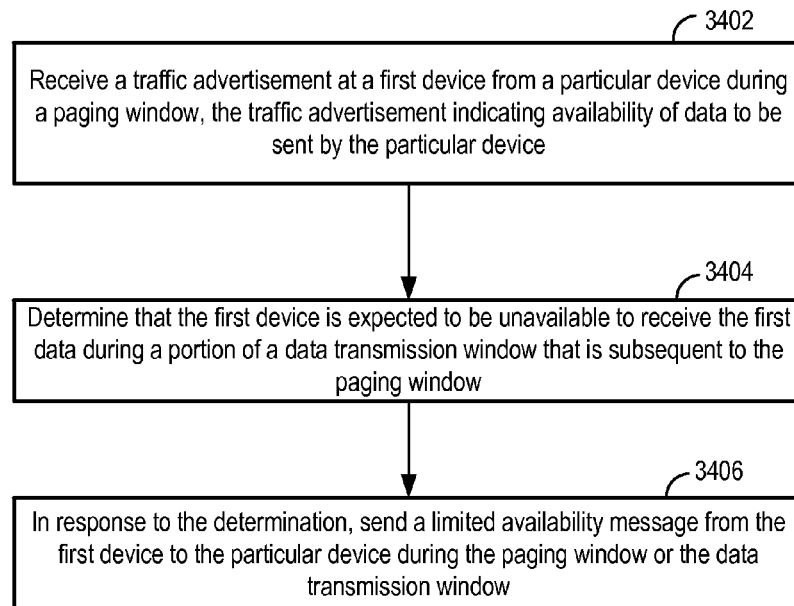


FIG. 33

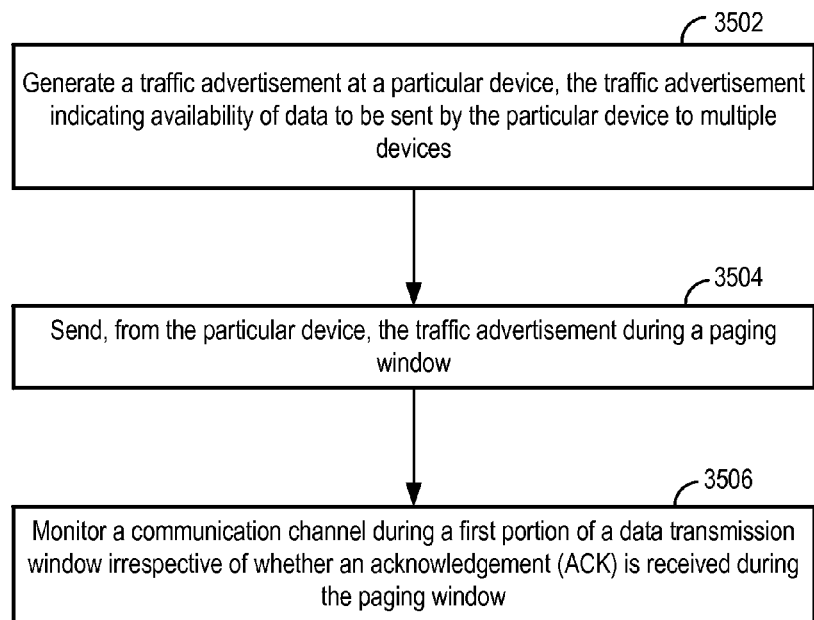



3400 ↘



**FIG. 34**

3500



**FIG. 35**

3600

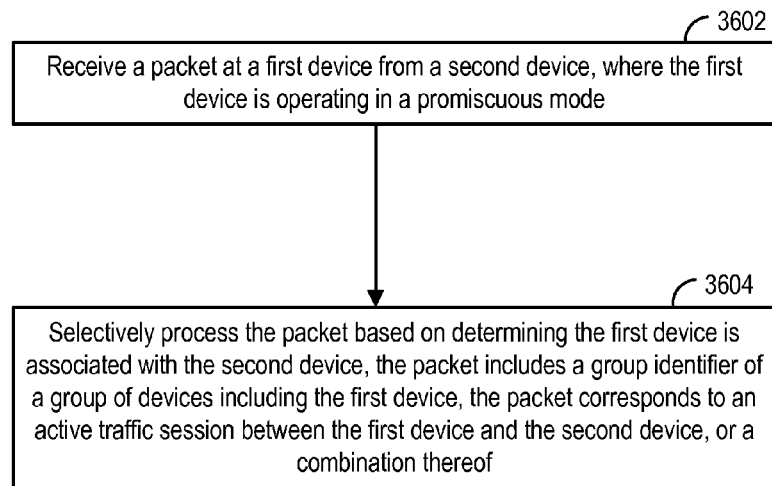
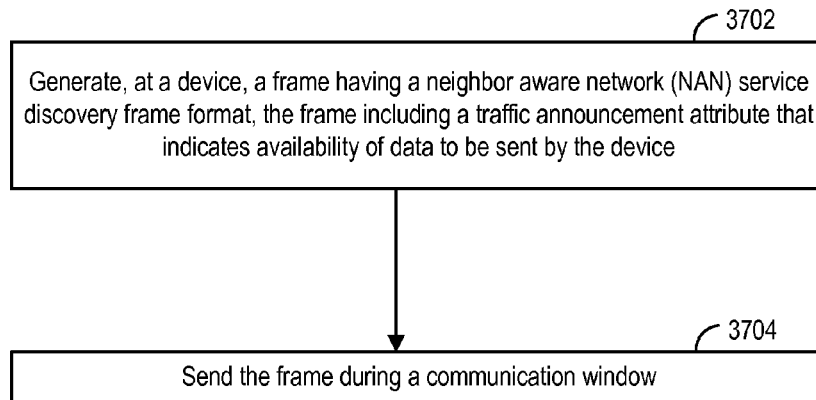


FIG. 36

3700 ↘



**FIG. 37**

3800

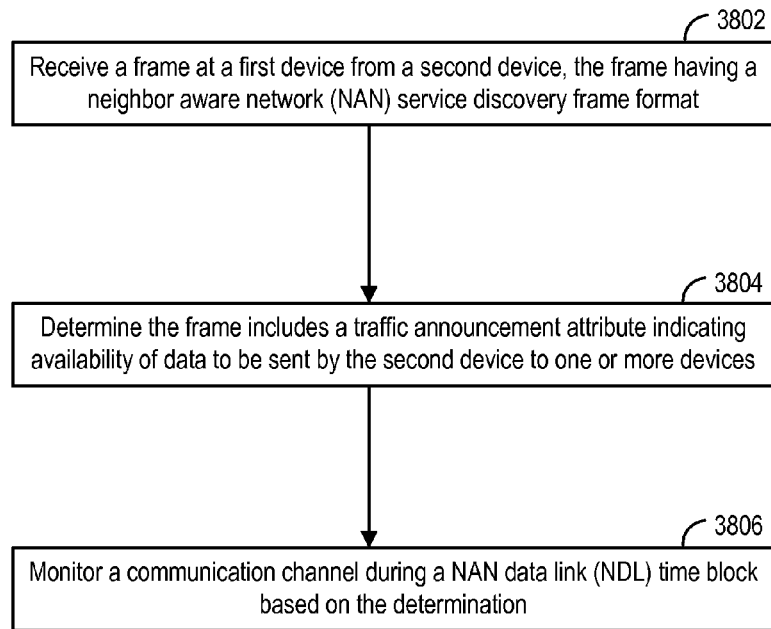


FIG. 38

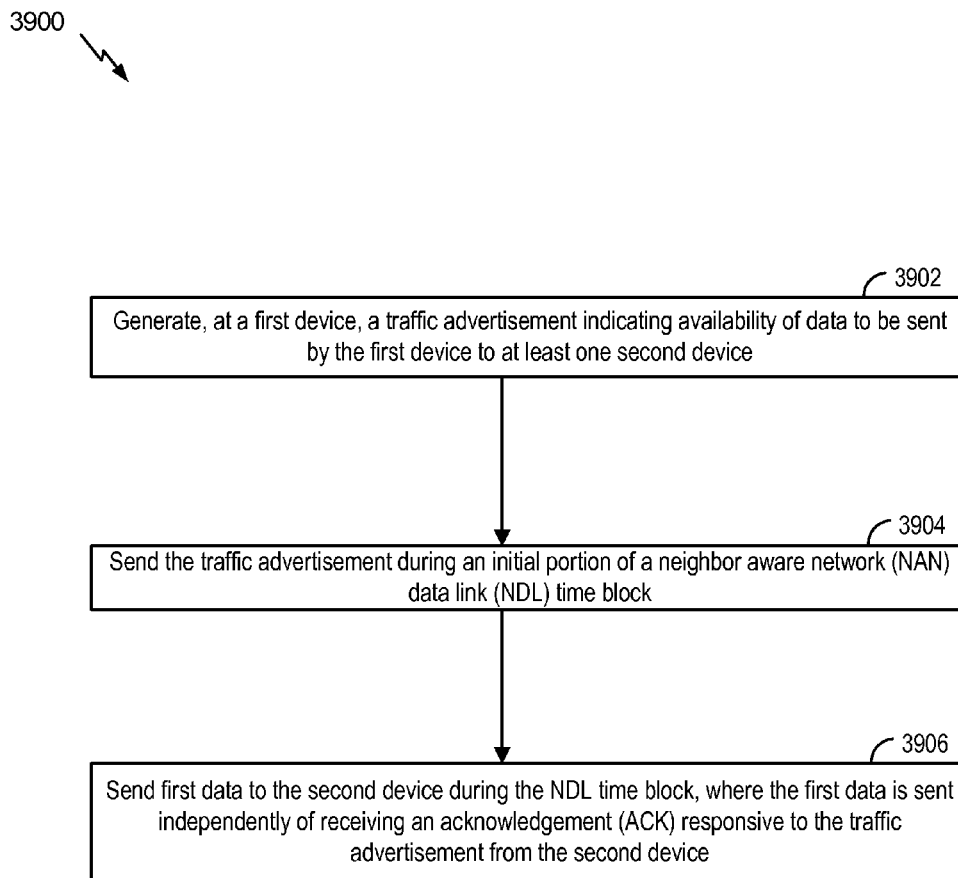
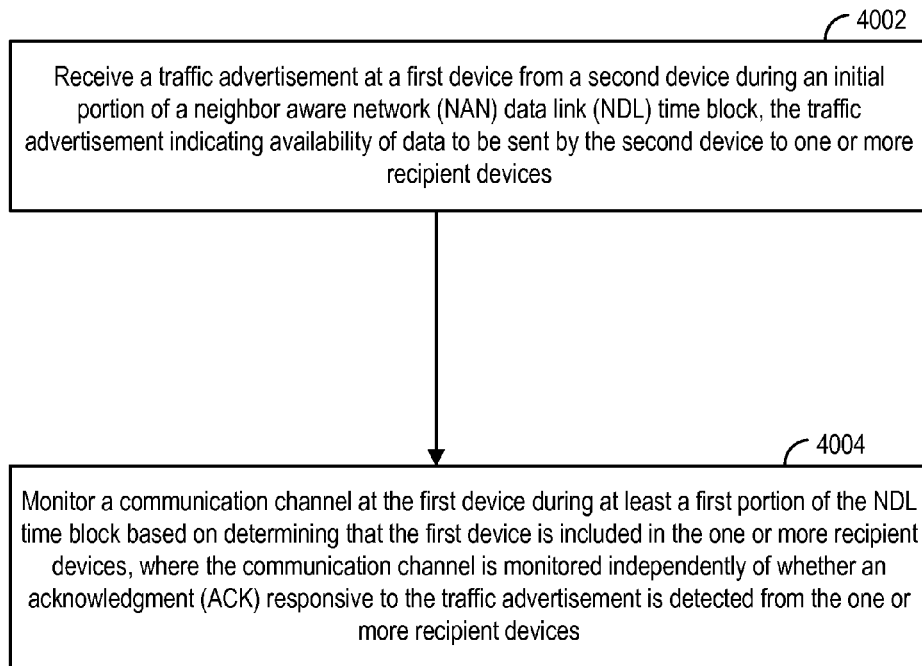

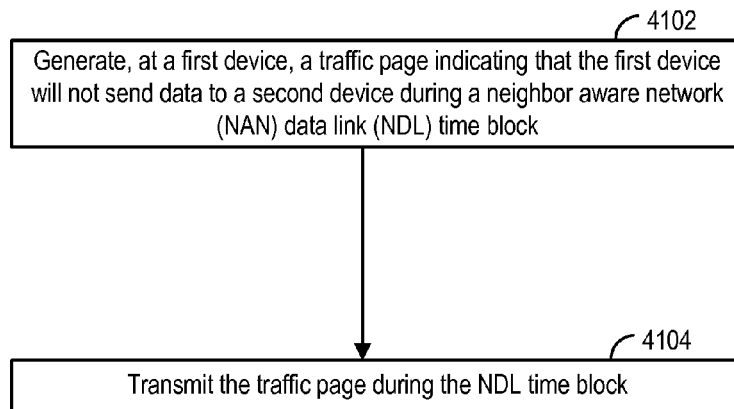


FIG. 39

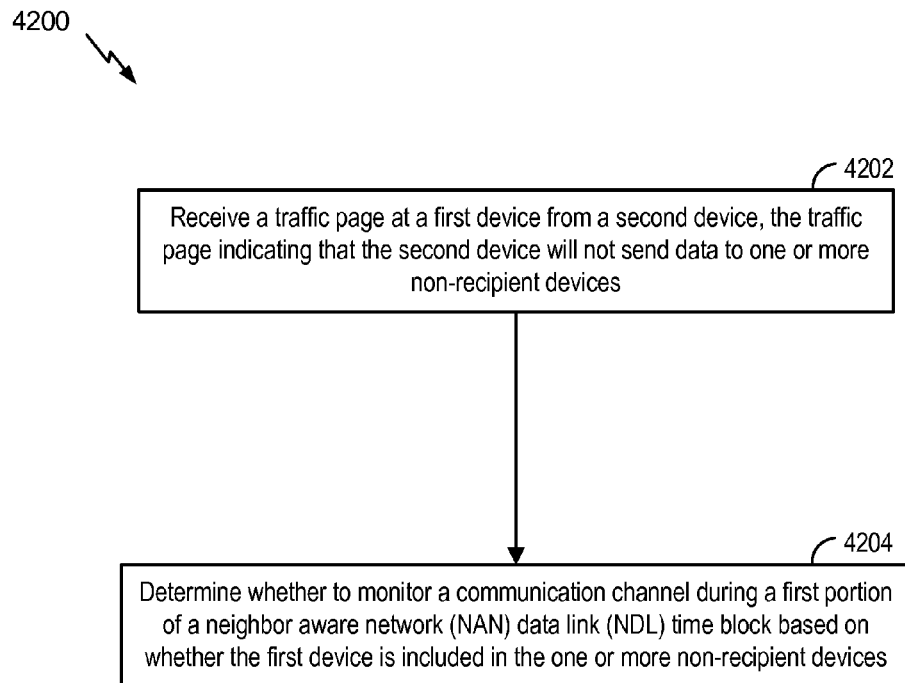
4000  
**FIG. 40**

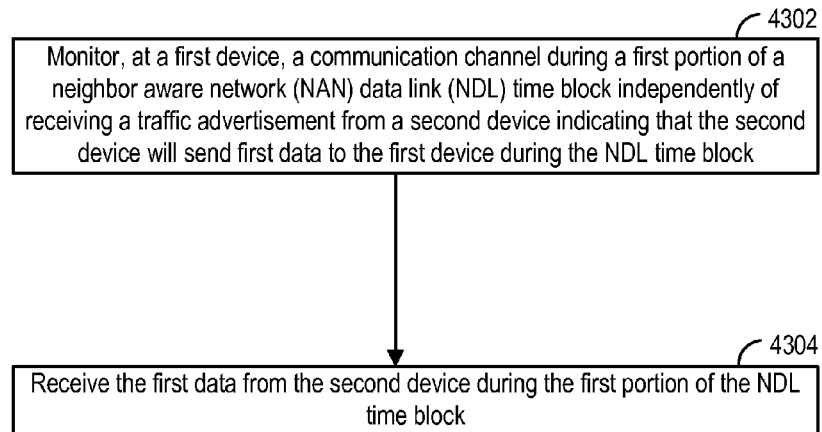

4100 ↘




**FIG. 41**



**FIG. 42**

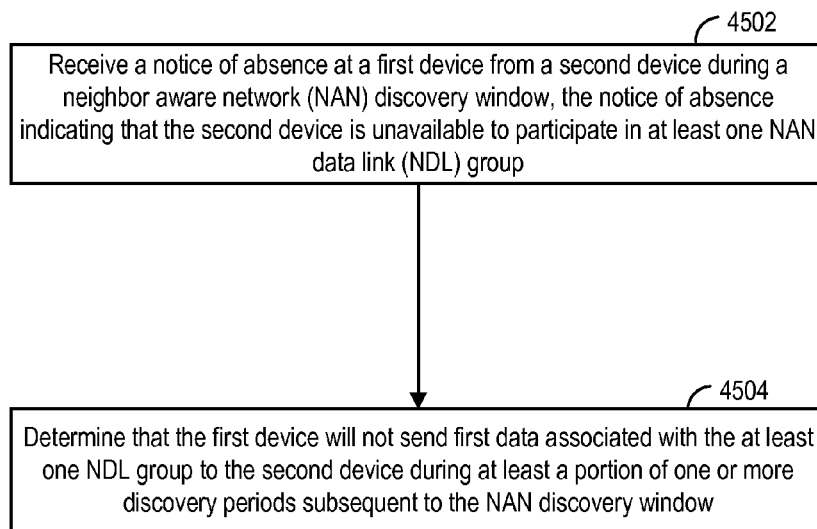
4300 **FIG. 43**

4400 ↘



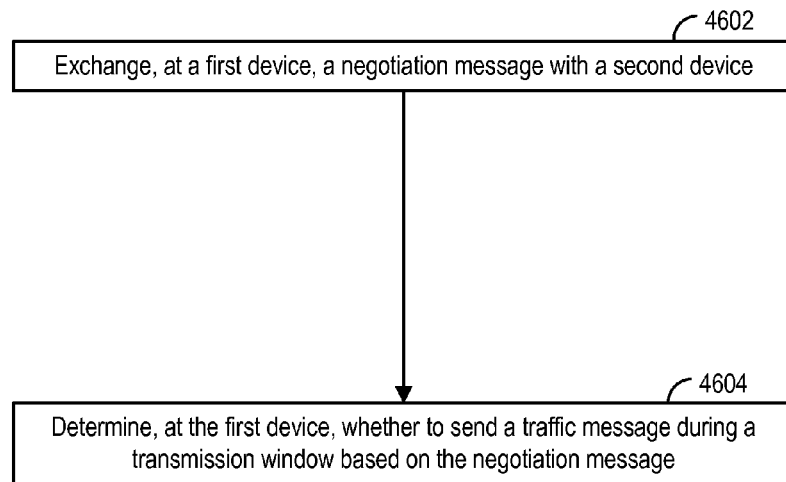
**FIG. 44**

4500 ↘



**FIG. 45**

4600 ↘



**FIG. 46**

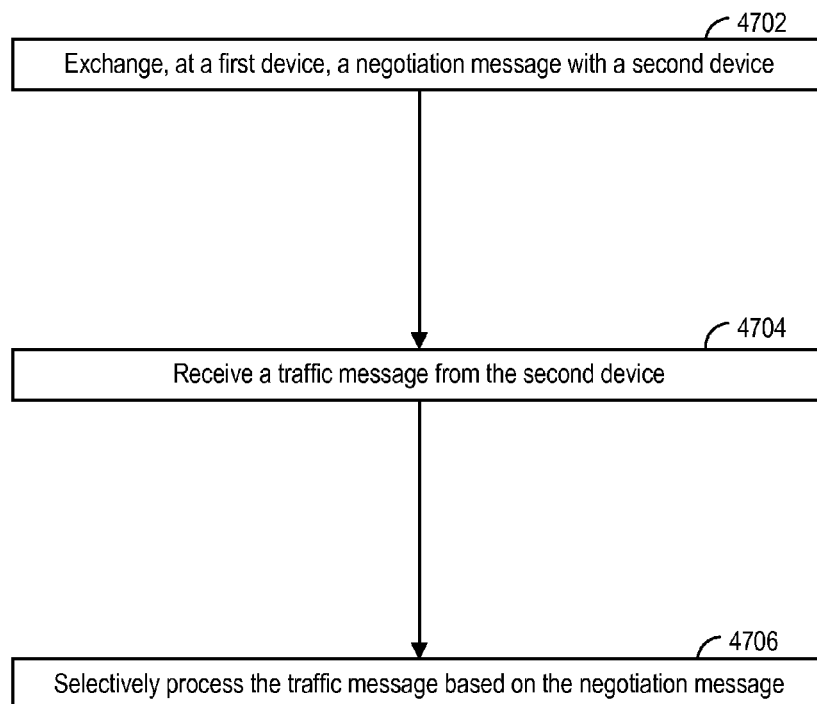

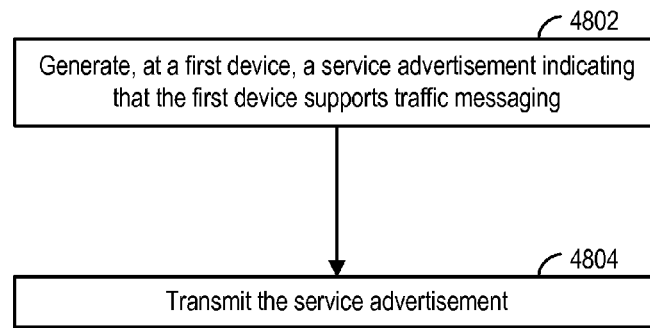
4700 

FIG. 47

4800 ↘



**FIG. 48**

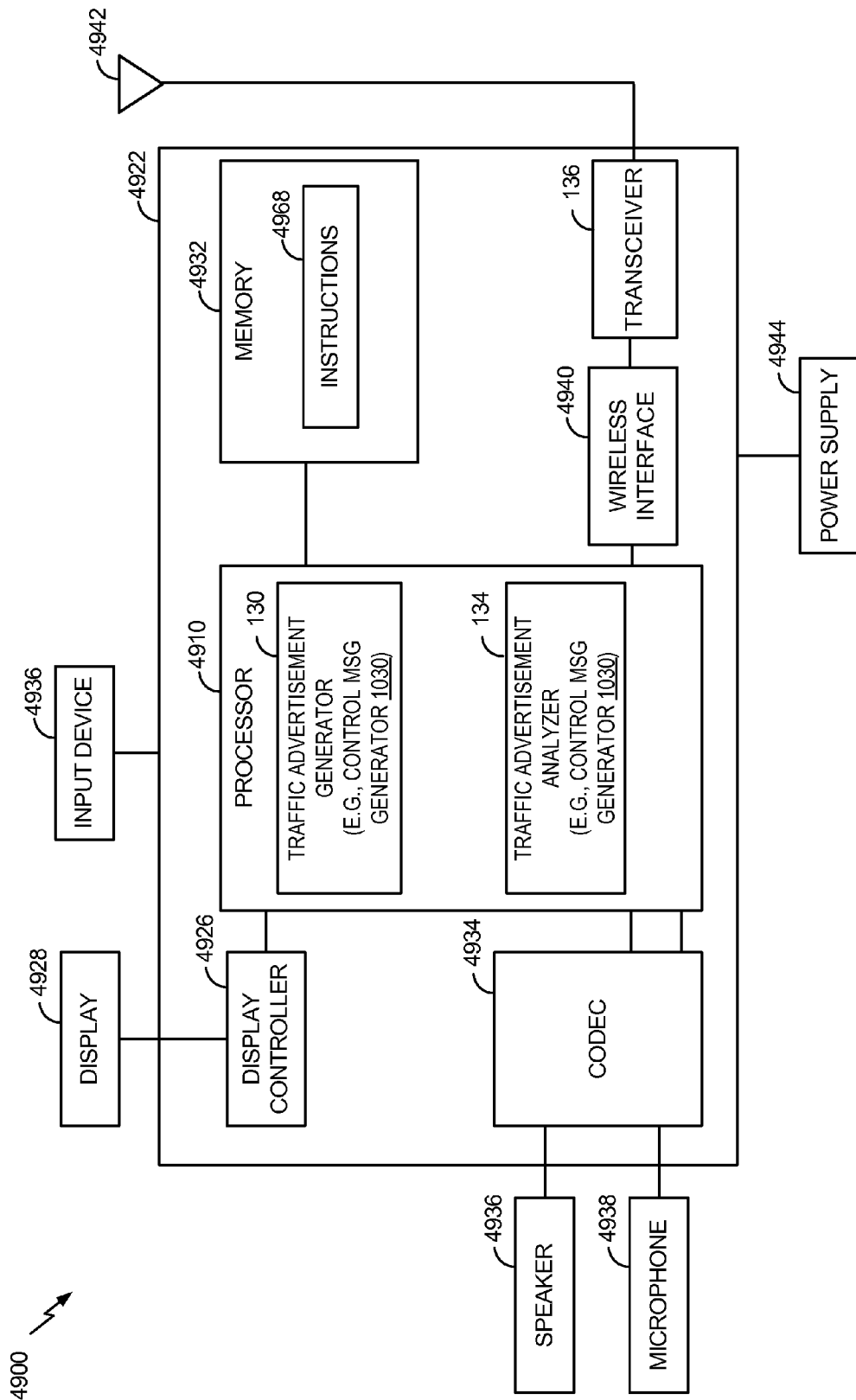


FIG. 49



1

## TRAFFIC ADVERTISEMENT IN NEIGHBOR AWARE NETWORK (NAN) DATA PATH

### I. CROSS-REFERENCE TO RELATED APPLICATIONS

This application claims the benefit of U.S. Provisional Patent Application No. 62/091,081, filed Dec. 12, 2014 and entitled “TRAFFIC ADVERTISEMENT IN NEIGHBOR AWARE NETWORK (NAN) DATA PATH”, U.S. Provisional Patent Application No. 62/129,536, filed Mar. 6, 2015 and entitled “TRAFFIC ADVERTISEMENT IN NEIGHBOR AWARE NETWORK (NAN) DATA PATH”, U.S. Provisional Patent Application No. 62/165,106, filed May 21, 2015 and entitled “TRAFFIC ADVERTISEMENT IN NEIGHBOR AWARE NETWORK (NAN) DATA PATH”, and U.S. Provisional Patent Application No. 62/195,257, filed Jul. 21, 2015 and entitled “TRAFFIC ADVERTISEMENT IN NEIGHBOR AWARE NETWORK (NAN) DATA PATH”; the contents of each of the aforementioned applications are expressly incorporated herein by reference in their entirety.

### II. FIELD

The present disclosure is generally related to traffic advertisement in a neighbor aware network (NAN) data path.

### III. DESCRIPTION OF RELATED ART

Advances in technology have resulted in smaller and more powerful computing devices. For example, there exist a variety of portable personal computing devices, including wireless computing devices, such as portable wireless telephones, personal digital assistants (PDAs), and paging devices that are small, lightweight, and easily carried by users. More specifically, portable wireless telephones, such as cellular telephones and Internet protocol (IP) telephones, can communicate voice and data packets over wireless networks. Further, many such wireless telephones include other types of devices that are incorporated therein. For example, a wireless telephone can also include a digital still camera, a digital video camera, a digital recorder, and an audio file player. Also, such wireless telephones can process executable instructions, including software applications, such as a web browser application, that can be used to access the Internet. As such, these wireless telephones can include significant computing capabilities.

Electronic devices, such as wireless telephones, may use wireless connections to access networks in order to transmit and receive data or to exchange information. For example, mobile electronic devices that are in close proximity to each other may form a wireless mesh network to perform data exchanges via the wireless mesh network (e.g., without involving wireless carriers, Wi-Fi access points, or the Internet). To enable functionality of the wireless mesh network, a particular wireless network (e.g., a particular wireless channel of the particular wireless network) may be reserved for transferring data between electronic devices of the wireless mesh network. For example, a “provider” device of the wireless mesh network may share a service, e.g., a music service, with other electronic devices in the wireless mesh network. To illustrate, the provider device may transmit music data to a subscriber device in the wireless mesh network. Because the subscriber device does not know when the provider device will transmit the data (e.g., the music data), the subscriber device may substan-

2

tially continuously monitor the wireless mesh network for transmissions from the provider device. Accordingly, the subscriber device consumes power to monitor the wireless mesh network, even during time periods when the provider device is not transmitting data to the subscriber device.

### IV. SUMMARY

The present disclosure is directed to systems and methods to enable electronic devices in a data path group of a neighbor aware network (alternatively referred to as neighbor awareness networking) (NAN) to use traffic advertisements to coordinate times to exchange traffic (e.g., data) of a particular service. As referred to herein, a “data path group” refers to one or more electronic devices that share a time period (e.g., a time block) corresponding to an active operating mode of the electronic devices (e.g., a paging window) and that have common security credentials. For example, a data path group may include a wireless mesh network (e.g., a “social wireless fidelity (wi-fi) mesh (SWF-mesh)”). The one or more electronic devices of the data path group may be a subset of electronic devices in the NAN. As referred to herein, “data path (DP)”, “NAN DP (NDP)”, “NAN data link (NDL) group”, “NDL”, or “NAN DP group” may refer to the data path group. The data path group may be restricted based on security credentials. A restricted data path group may be based on out-of-band credentials.

The data path group may be initiated by a provider device of the NAN sending a message (e.g., a service advertisement) to electronic devices of the NAN during a discovery window. The service advertisement may indicate that the provider device is available to provide a particular service via a plurality of logical channels. As referred to herein, a “discovery window” refers to a time period (or a time block) corresponding to an active operating mode of the electronic devices of the NAN. During the discovery window, one or more of the electronic devices of the NAN may listen to (e.g., monitor) a NAN communication channel (e.g., a particular wireless channel) for service advertisements.

As referred to herein, a “logical channel” refers to the combination of a particular (physical) communication channel(s) and one or more time periods (e.g., one or more transmission windows) during which the electronic devices of the data path group may communicate regarding the particular service via the particular communication channel(s).

A subscriber device of the NAN may respond to a service advertisement by sending a subscribe message to the provider device. A particular data path group may correspond to the particular service and to the plurality of logical channels indicated in the service advertisement. For example, the particular data path group may include the provider device and one or more subscriber devices that sent a subscribe message responsive to the service advertisement. Each transmission window of a particular logical channel may include a portion of time (e.g., a paging window) during which a provider device of the data path group may send a traffic advertisement (e.g., a paging message) via the particular communication channel to a set of subscriber devices of the data path group. Electronic devices of the data path group may listen to (e.g., monitor) the (physical) communication channel(s) during at least a portion of one or more paging windows associated with the logical channel.

The traffic advertisement may indicate availability of data to be sent by the provider device to one or more subscriber devices of the set of subscriber devices. For example, the traffic advertisement may indicate multiple subscriber

devices as data recipients. The data may include first data to be sent to a first subscriber device of the multiple subscriber devices and second data to be sent to a second subscriber device of the multiple subscriber devices. An acknowledging subscriber device of the multiple subscriber devices may send an acknowledgement (ACK) to the provider device in response to determining that the acknowledging subscriber device is a “leader” device of the multiple data subscriber devices. The leader device may be a subscriber device that sends the ACK in response to receiving the traffic advertisement. A single subscriber device of the multiple subscriber devices may be the leader device. The provider device may determine that the traffic advertisement has been successfully received by at least one subscriber device in response to receiving the ACK from one (e.g., the leader device) of the multiple subscriber devices.

The traffic advertisement may indicate the leader device that is to send the ACK. The acknowledging subscriber device may send the ACK in response to determining that the traffic advertisement indicates that the acknowledging subscriber device is the leader device. Alternatively, the acknowledging subscriber device may determine that the acknowledging subscriber device is the leader device in response to determining that another ACK from another subscriber device to the provider device is undetected within a particular duration of receiving the traffic advertisement.

The acknowledging subscriber device may send the ACK via the particular communication channel to the provider device during the paging window. Network resources may be conserved by having a subscriber device send the ACK based on determining whether the subscriber device is the leader device, as compared to having all subscriber devices send ACKs in response to receiving the traffic advertisement.

The provider device may receive a trigger message from a requesting subscriber device (e.g., the first subscriber device or the second subscriber device) of the multiple subscriber devices. The requesting subscriber device may be the same as or distinct from the acknowledging subscriber device. The provider device may, in response to receiving the trigger message, send data (e.g., the first data or the second data) to the requesting subscriber device (e.g., the first subscriber device or the second subscriber device) via the particular communication channel during a second portion (e.g., a data transmission window) of the transmission window. The second portion (e.g., an ending portion) of the transmission window may be subsequent to the paging window. The trigger message may be received during a trigger slot subsequent to the paging window and prior to the data transmission window. Alternatively, the trigger message may be received during a beginning portion of the data transmission window or during the data transmission window.

The requesting subscriber device may send the trigger message in response to receiving a trigger request from the provider device. For example, the provider device may send the trigger request to one or more of the multiple subscriber devices during the trigger slot, during the beginning portion of the data transmission window, or during the data transmission window.

In a particular example, a device (e.g., the provider device or a subscriber device) may transmit control messages (e.g., a traffic advertisement, an ACK, a trigger, or a trigger message) based on an access category of corresponding data. For example, voice data may be associated with a first access category, and background data may be associated with a second access category. The device may include multiple

transmission queues corresponding to multiple access categories. The device may add a control message to a transmission queue based on an access category of corresponding data. For example, the device may add a control message to a first transmission queue in response to determining that data corresponding to the control message and the first transmission queue are both associated with the same access category (e.g., a first access category). The device may process the transmission queues in an order based on corresponding access categories. For example, the first transmission queue may be processed prior to (or subsequent to) a second transmission queue associated with a second access category.

The device may determine that transmission of a control message is to be delayed. For example, the device may determine that transmission of the control message is to be delayed in response to determining that a transmission medium is busy. As another example, the device may determine that transmission of the control message is to be delayed in response to determining that the first transmission queue is to be processed subsequent to the second transmission queue based on the first access category and the second access category. The device may determine a first delay in response to determining that transmission of the control message is to be delayed. The device may send the control message upon expiration of a delay period. The delay period may be based on the first delay. For example, the delay period may begin, at a first time, in response to detecting that the transmission medium is idle. The delay period may expire in response to determining that the transmission medium remained idle subsequent to the first time during a time interval that is based on the first delay. The first delay associated with the first access category may be shorter than a second delay associated with the second access category. Transmission of control messages associated with the first access category may thus be prioritized over transmission of messages (e.g., control messages or data packets) associated with the second access category.

At least one of the disclosed aspects may enable an electronic device of the NAN to transition to an inactive mode during particular time periods (or time blocks) to conserve resources. The electronic device may, while operating in the inactive mode, refrain from monitoring a communication channel (e.g., the NAN communication channel), transition to a low-power operating mode (e.g., a “sleep mode” or a power save mode), perform operations (or actions) related to another network, or a combination thereof. The actions may include participating in the other network, communicating with at least one device of the other network, or both. Participating in the other network may include exchanging one or more messages with a device of the other network. Communicating with at least one device of the other network may include exchanging messages with the at least one device. The other network may include a second NDL group, an AP based network, an infrastructure (Infra) based network, an IBSS network, or a wireless fidelity (WiFi) direct network.

In a particular aspect, the electronic device may transition to the inactive mode in response to determining that a service advertisement is not received (or sent), or that a subscribe message responsive to the service advertisement is not sent (or received) during a discovery window. The electronic device may transition to the inactive mode until a subsequent discovery window. While in the inactive mode, the electronic device may refrain from monitoring the NAN communication channel.

5

As another example, in response to determining that no traffic advertisement indicating the subscriber device as a data recipient has been received during the paging window or that no trigger request has been received during the trigger slot (or during the beginning portion of the data transmission window), the subscriber device may transition to the inactive mode during a remaining portion of the transmission window. While in the inactive mode, the subscriber device may refrain from monitoring the particular communication channel (e.g., until the subscriber device exits the inactive mode at the start of a subsequent paging window).

As a further example, in response to determining that no ACK responsive to the traffic advertisement has been received during the paging window or that no trigger messages have been received during the trigger slot (or during the beginning portion of the data transmission window), the provider device may transition to the inactive mode during a remaining portion of the transmission window. While in the inactive mode, the provider device may refrain from monitoring the particular communication channel (e.g., until the provider device exits the inactive mode at the start of a subsequent paging window).

In a particular aspect, a method of communication includes generating a traffic advertisement at a particular device. The traffic advertisement indicates availability of data to be sent by the particular device to multiple devices of a set of devices. The data includes first data to be sent to a first device of the multiple devices and second data to be sent to a second device of the multiple devices. The method also includes sending, from the particular device, the traffic advertisement during a paging window. The method further includes receiving a first acknowledgement (ACK) during the paging window at the particular device from an acknowledging device. The method also includes sending the first data from the particular device to the first device during a data transmission window.

In another aspect, a method of communication includes generating a traffic advertisement at a particular device. The traffic advertisement indicates availability of data to be sent by the particular device to multiple devices of a set of devices. The data includes first data to be sent to a first device of the multiple devices and second data to be sent to a second device of the multiple devices. The method also includes sending, from the particular device, the traffic advertisement during a paging window. The method further includes receiving a first acknowledgement (ACK) during the paging window at the particular device from the first device. The method also includes receiving a trigger message from the second device. The method further includes sending the first data from the particular device to the first device during a data transmission window. The method further includes, in response to detecting receipt of the trigger message from the second device, sending the second data from the particular device to the second device during the data transmission window without receiving a second ACK during the paging window from the second device. For example, data may be sent to data recipients (e.g., the first device and the second device) during the data transmission window based on receiving an ACK from fewer than all of the data recipients during the paging window.

In another aspect, a method of communication includes receiving a traffic advertisement at a first device from a particular device. The traffic advertisement indicates availability of data to be sent by the particular device to multiple devices of a set of devices. The method also includes determining, at the first device, whether the first device is a leader device of the multiple devices. The method further

6

includes sending an acknowledgement (ACK) from the first device to the particular device based on the determination. For example, the ACK may be sent from the first device to the particular device in response to determining that the first device is the leader device. As another example, the first device may refrain from sending the ACK to the particular device in response to determining that the first device is not the leader device.

In another particular aspect, a computer-readable storage device for communication stores instructions that, when executed by a processor, cause the processor to perform operations including generating a traffic advertisement indicating availability of data to be sent to multiple devices of a set of devices. The data includes first data to be sent to a first device of the multiple devices. The operations also include initiating sending of the traffic advertisement during a paging window. The operations further include, in response to detecting receipt of a trigger message from the first device, initiating sending of the first data to the first device during a data transmission window independently of detecting receipt of an acknowledgement (ACK) responsive to the traffic advertisement from the first device. For example, data may be sent to a data recipient (e.g., the first device) during the data transmission window independently of receiving an ACK during the paging window.

In another particular aspect, a computer-readable storage device for communication stores instructions that, when executed by a processor, cause the processor to perform operations including receiving a traffic advertisement at a first device from a particular device. The traffic advertisement indicates availability of data to be sent by the particular device to multiple devices of a set of devices. The operations also include determining, at the first device, whether the first device is a leader device of the multiple devices. The operations further include sending an acknowledgement (ACK) from the first device to the particular device based on the determination. For example, the ACK may be sent to the particular device in response to determining that the first device is the leader device. As another example, the operations may include refraining from sending the ACK to the particular device in response to determining that the first device is not the leader device.

In another particular aspect, an apparatus for communication includes a traffic advertisement generator and a transceiver. The traffic advertisement generator is configured to generate a traffic advertisement indicating availability of data to be sent to multiple devices of a set of devices. The data includes first data to be sent to a first device of the multiple devices and second data to be sent to a second device of the multiple devices. The transceiver is configured to send the traffic advertisement during a paging window, to receive a first acknowledgement (ACK) during the paging window from the first device, and to send the first data to the first device during a data transmission window. The transceiver is also configured to send the second data to the second device during the data transmission window without receiving a second ACK from the second device during the paging window. For example, data may be sent to data recipients (e.g., the first device and the second device) during the data transmission window based on receiving an ACK from fewer than all of the data recipients during the paging window.

In another particular aspect, an apparatus for communication includes a receiver, a traffic advertisement analyzer, and a transmitter. The receiver is configured to receive a traffic advertisement from a particular device. The traffic advertisement indicates availability of data to be sent by the

particular device to multiple devices of a set of devices. The traffic advertisement analyzer is configured to determine whether the apparatus is a leader device of the multiple devices. The transmitter is configured to send an acknowledgement (ACK) to the particular device in response to the traffic advertisement analyzer determining that the apparatus is the leader device. The transmitter is also configured to refrain from sending the ACK to the particular device in response to the traffic advertisement analyzer determining that the apparatus is not the leader device.

In another particular aspect, a method of communication includes generating a control message at a particular device. The control message indicates availability of data to be sent by the particular device. The data includes first data corresponding to a first access category. The method also includes, subsequent to determining that transmission of the control message is to be delayed, determining a first delay based on the first access category. The method further includes sending the control message from the particular device upon expiration of a delay period. The delay period is based on the first delay.

In another particular aspect, a method of communication includes receiving a traffic advertisement at a first device from a particular device. The traffic advertisement indicates availability of data to be sent by the particular device. The data includes first data associated with a first access category. The method also includes generating a control message based on the traffic advertisement. The control message includes an acknowledgement (ACK) or a trigger message. The method also includes, subsequent to determining that transmission of the control message is to be delayed, determining a first delay based on the first access category. The method further includes sending the control message from the first device to the particular device upon expiration of a delay period based on the first delay.

In another particular aspect, a computer-readable storage device for communication stores instructions that, when executed by a processor, cause the processor to perform operations including generating a control message indicating availability of data to be sent to at least one device of a set of devices. The data includes first data corresponding to a first access category. The operations also include, subsequent to determining that transmission of the control message is to be delayed, determining a first delay based on the first access category. The operations further include sending the control message upon expiration of a delay period. The delay period is based on the first delay.

In another particular aspect, a computer-readable storage device for communication stores instructions that, when executed by a processor, cause the processor to perform operations including receiving a traffic advertisement at a first device from a particular device. The traffic advertisement indicates availability of data to be sent by the particular device. The data includes first data associated with a first access category. The operations also include generating a control message based on the traffic advertisement. The control message includes an acknowledgement (ACK) or a trigger message. The operations further include, subsequent to determining that transmission of the control message is to be delayed, determining a first delay based on the first access category. The operations also include sending the control message from the first device to the particular device upon expiration of a delay period based on the first delay.

In another particular aspect, an apparatus for communication includes a processor and a transmitter. The processor is configured to generate a control message at a particular device. The control message indicates availability of data to

be sent by the particular device. The control message indicates that the data includes first data corresponding to a first access category. The transmitter is configured to send the control message from the particular device.

In another particular aspect, an apparatus for communication includes a receiver, a traffic advertisement analyzer, and a transmitter. The receiver is configured to receive a traffic advertisement from a particular device. The traffic advertisement indicates availability of data to be sent by the particular device. The data includes first data associated with a first access category. The traffic advertisement analyzer is configured to generate a control message based on the traffic advertisement. The control message includes an acknowledgement (ACK) or a trigger message. The traffic advertisement analyzer is also configured to determine a first delay based on the first access category in response to determining that transmission of the control message is to be delayed. The transmitter is configured to send the control message to the particular device upon expiration of a delay period. The delay period is based on the first delay.

In another aspect, a method of communication includes generating a traffic advertisement at a particular device. The traffic advertisement indicates availability of data to be sent by the particular device to multiple devices. The method also includes sending, from the particular device, the traffic advertisement during a paging window. The method further includes receiving an unavailable message from a first device of the multiple devices during a data transmission window that is subsequent to the paging window. The method also includes, in response to receiving the unavailable message from the first device, refraining from sending first data from the particular device to the first device during the data transmission window.

In another aspect, a method of communication includes receiving a traffic advertisement at a first device from a particular device during a paging window. The traffic advertisement indicates availability of data to be sent by the particular device. The method also includes determining, during a data transmission window, that the first device is unavailable to receive the data. The method further includes, in response to the determination, sending an unavailable message from the first device to the particular device during the data transmission window.

In another aspect, a method of communication includes generating a traffic advertisement at a particular device. The traffic advertisement indicates availability of data to be sent by the particular device to multiple devices. The data includes first data to be sent to a first device of the multiple devices and second data to be sent to a second device of the multiple devices. The method also includes sending, from the particular device, the traffic advertisement during a paging window. The method further includes receiving a limited availability message from the first device during the paging window or a data transmission window that is subsequent to the paging window. The method also includes, in response to receiving the limited availability message from the first device, sending the first data to the first device during the data transmission window prior to sending the second data to the second device during the data transmission window.

In another aspect, a method of communication includes receiving a traffic advertisement at a first device from a particular device during a paging window. The traffic advertisement indicates availability of data to be sent by the particular device. The method also includes determining that the first device is expected to be unavailable to receive the data during a portion of a data transmission window that is

subsequent to the paging window. The method further includes, in response to the determination, sending a limited availability message from the first device to the particular device during the paging window or the data transmission window.

In another aspect, a method of communication includes generating a traffic advertisement at a particular device. The traffic advertisement indicates availability of data to be sent by the particular device to multiple devices. The method also includes sending, from the particular device, the traffic advertisement during a paging window. The method further includes monitoring a communication channel during a first portion of a data transmission window irrespective of whether an acknowledgement (ACK) is received during the paging window. The data transmission window is subsequent to the paging window.

In another aspect, a computer-readable storage device for communication stores instructions that, when executed by a processor, cause the processor to perform operations including generating a traffic advertisement indicating availability of data to be sent to multiple devices. The operations also include sending the traffic advertisement during a paging window. The operations further include receiving an unavailable message from a first device of the multiple devices during a data transmission window that is subsequent to the paging window. The operations also include, in response to receiving the unavailable message from the first device, refraining from sending first data to the first device during the data transmission window.

In another aspect, a computer-readable storage device for communication stores instructions that, when executed by a processor, cause the processor to perform operations including receiving a traffic advertisement at a first device from a particular device during a paging window. The traffic advertisement indicates availability of data to be sent by the particular device. The operations also include determining, during a data transmission window, that the first device is unavailable to receive the data. The operations further include, in response to the determination, sending an unavailable message from the first device to the particular device during the data transmission window.

In another aspect, a computer-readable storage device for communication stores instructions that, when executed by a processor, cause the processor to perform operations including generating a traffic advertisement indicating availability of data to be sent to multiple devices. The data includes first data to be sent to a first device of the multiple devices and second data to be sent to a second device of the multiple devices. The operations also include sending the traffic advertisement during a paging window. The operations further include receiving a limited availability message from the first device during the paging window or a data transmission window that is subsequent to the paging window. The operations also include, in response to receiving the limited availability message from the first device, sending the first data to the first device during the data transmission window prior to sending the second data to the second device during the data transmission window.

In another aspect, a computer-readable storage device for communication stores instructions that, when executed by a processor, cause the processor to perform operations including receiving a traffic advertisement at a first device from a particular device during a paging window. The traffic advertisement indicates availability of data to be sent by the particular device. The operations also include determining that the first device is expected to be unavailable to receive the data during a portion of a data transmission window that

is subsequent to the paging window. The operations further include, in response to the determination, sending a limited availability message from the first device to the particular device during the paging window or the data transmission window.

In another aspect, a computer-readable storage device for communication stores instructions that, when executed by a processor, cause the processor to perform operations including generating a traffic advertisement indicating availability of data to be sent to multiple devices. The operations also include sending the traffic advertisement during a paging window. The operations further include monitoring a communication channel during a first portion of a data transmission window irrespective of whether an acknowledgement (ACK) is received during the paging window. The data transmission window is subsequent to the paging window.

In another aspect, an apparatus includes a processor, a transmitter, and a receiver. The processor is configured to generate a traffic advertisement indicating availability of data to be sent to multiple devices. The transmitter is configured to send the traffic advertisement during a paging window. The transmitter is also configured to, in response to receiving an unavailable message from a first device of the multiple devices during a data transmission window that is subsequent to the paging window, refrain from sending first data to the first device during the data transmission window. The receiver is configured to receive the unavailable message from the first device during the data transmission window.

In another aspect, an apparatus includes a receiver, a processor, and a transmitter. The receiver is configured to receive a traffic advertisement from a particular device during a paging window. The traffic advertisement indicates availability of data to be sent by the particular device. The processor is configured to determine, during a data transmission window, that the apparatus is unavailable to receive the data. The transmitter is configured to, in response to the determination that the apparatus is unavailable to receive the data, send an unavailable message to the particular device during the data transmission window.

In another aspect, an apparatus includes a processor, a transmitter, and a receiver. The processor is configured to generate a traffic advertisement. The traffic advertisement indicates availability of data to be sent to multiple devices. The data includes first data to be sent to a first device of the multiple devices and second data to be sent to a second device of the multiple devices. The transmitter is configured to send the traffic advertisement during a paging window. The receiver is configured to receive a limited availability message from the first device. The transmitter is also configured to, in response to determining that the limited availability message has been received from the first device, send the first data to the first device during a data transmission window prior to sending the second data to the second device during the data transmission window. The data transmission window is subsequent to the paging window.

In another aspect, an apparatus includes a receiver, a processor, and a transmitter. The receiver is configured to receive a traffic advertisement from a particular device during a paging window. The traffic advertisement indicates availability of data to be sent by the particular device. The processor is configured to determine that the apparatus is expected to be unavailable to receive the data during a portion of a data transmission window that is subsequent to the paging window. The transmitter is configured to, in response to the determination that the apparatus is expected

to be unavailable, send a limited availability message to the particular device during the paging window or the data transmission window.

In another aspect, an apparatus includes a processor, a transmitter, and a receiver. The processor is configured to generate a traffic advertisement indicating availability of data to be sent to multiple devices. The transmitter is configured to send the traffic advertisement during a paging window. The receiver is configured to monitor a communication channel during a first portion of a data transmission window irrespective of whether an acknowledgement (ACK) is received during the paging window, wherein the data transmission window is subsequent to the paging window.

In another aspect, an apparatus for communication includes a processor and an interface. The processor is configured to monitor a communication channel during a first portion of a neighbor aware network (NAN) data link (NDL) time block independently of receiving a traffic advertisement from a device indicating that the device will send first data during the NDL time block. The interface is configured to receive the first data from the device during the first portion of the NDL time block.

In another aspect, a method of communication includes receiving a packet at a first device from a second device. The first device is operating in a promiscuous mode. The method also includes selectively processing the packet based on determining the first device is associated with the second device, the packet includes a group identifier of a group of devices including the first device, the packet corresponds to an active traffic session between the first device and the second device, or a combination thereof.

In another aspect, a method of communication includes generating, at a device, a frame having a neighbor aware network (NAN) service discovery frame format. The frame includes a traffic announcement attribute that indicates availability of data to be sent by the device. The method also includes sending the frame during a communication window.

In another aspect, a method of communication includes receiving a frame at a first device from a second device. The frame has a neighbor aware network (NAN) service discovery frame format. The method also includes determining the frame includes a traffic announcement attribute indicating availability of data to be sent by the second device to one or more devices. The method further includes monitoring a communication channel during a NAN data link (NDL) time block based on the determination.

In another aspect, a method of communication includes generating, at a first device, a traffic advertisement indicating availability of data to be sent by the first device to at least one second device. The method also includes sending the traffic advertisement during an initial portion of a neighbor aware network (NAN) data link (NDL) time block. The method further includes sending first data to the second device during the NDL time block. The first data is sent independently of receiving an acknowledgement (ACK) responsive to the traffic advertisement from the second device.

In another aspect, a method of communication includes receiving a traffic advertisement at a first device from a second device during an initial portion of a neighbor aware network (NAN) data link (NDL) time block. The traffic advertisement indicates availability of data to be sent by the second device to one or more recipient devices. The method also includes monitoring a communication channel at the first device during at least a first portion of the NDL time

block based on determining that the first device is included in the one or more recipient devices. The communication channel is monitored independently of whether an acknowledgement (ACK) responsive to the traffic advertisement is detected from the one or more recipient devices.

In another aspect, a method of communication includes generating, at a first device, a traffic page indicating that the first device will not send data to a second device during a neighbor aware network (NAN) data link (NDL) time block. The method also includes transmitting the traffic page during the NDL time block.

In another aspect, a method of communication includes receiving a traffic page at a first device from a second device. The traffic page indicates that the second device will not send data to one or more non-recipient devices. The method also includes determining whether to monitor a communication channel during a first portion of a neighbor aware network (NAN) data link (NDL) time block based on whether the first device is included in the one or more non-recipient devices.

In another aspect, a method of communication includes monitoring, at a first device, a communication channel during a neighbor aware network (NAN) data link (NDL) time block independently of receiving a traffic advertisement from a second device indicating that the second device will send first data to the first device during the NDL time block. The method also includes receiving the first data from the second device during the first portion of the NDL time block.

In another aspect, a method of communication includes generating, at a first device, a notice of absence indicating that the first device is unavailable to participate in at least one neighbor aware network (NAN) data link (NDL) group. The method also includes transmitting, from the first device, the notice of absence during a NAN discovery window.

In another aspect, a method of communication includes receiving a notice of absence at a first device from a second device during a neighbor aware network (NAN) discovery window. The notice of absence indicates that the second device is unavailable to participate in at least one NAN data link (NDL) group. The method also includes determining that the first device will not send first data associated with the at least one NDL group to the second device during at least a portion of one or more discovery intervals subsequent to the NAN discovery window.

In another aspect, a method of communication includes exchanging, at a first device, a negotiation message with a second device. The method also includes determining, at the first device, whether to send a traffic message during a neighbor aware network (NAN) data link (NDL) time block based on the negotiation message.

In another aspect, a method of communication includes exchanging, at a first device, a negotiation message with a second device. The method also includes receiving a traffic message from the second device. The method further includes selectively processing the traffic message based on the negotiation message.

In another aspect, a method of communication includes generating, at a first device, a service advertisement indicating that the first device supports traffic messaging. The method also includes transmitting the service advertisement.

In another aspect, a computer-readable storage device stores instructions that, when executed by a processor, cause the processor to perform operations including receiving a packet at a first device from a second device. The first device is operating in a promiscuous mode. The operations also include selectively processing the packet based on determining the first device is associated with the second device,

13

the packet includes a group identifier of a group of devices including the first device, the packet corresponds to an active traffic session between the first device and the second device, or a combination thereof.

In another aspect, a computer-readable storage device stores instructions that, when executed by a processor, cause the processor to perform operations including generating, at a device, a frame having a neighbor aware network (NAN) service discovery frame format. The frame includes a traffic announcement attribute that indicates availability of data to be sent by the device. The operations also include sending the frame during a communication window.

In another aspect, a computer-readable storage device stores instructions that, when executed by a processor, cause the processor to perform operations including receiving a frame at a first device from a second device. The frame has a neighbor aware network (NAN) service discovery frame format. The operations also include determining the frame includes a traffic announcement attribute indicating availability of data to be sent by the second device to one or more devices. The operations further include monitoring a communication channel during a NAN data link (NDL) time block based on the determination.

In another aspect, a computer-readable storage device stores instructions that, when executed by a processor, cause the processor to perform operations including generating, at a first device, a traffic advertisement indicating availability of data to be sent by the first device to at least one second device. The operations also include sending the traffic advertisement during an initial portion of a neighbor aware network (NAN) data link (NDL) time block. The operations further include sending first data to the second device during the NDL time block. The first data is sent independently of receiving an acknowledgement (ACK) responsive to the traffic advertisement from the second device.

In another aspect, a computer-readable storage device stores instructions that, when executed by a processor, cause the processor to perform operations including receiving a traffic advertisement at a first device from a second device during an initial portion of a neighbor aware network (NAN) data link (NDL) time block. The traffic advertisement indicates availability of data to be sent by the second device to one or more recipient devices. The operations also include monitoring a communication channel at the first device during at least a first portion of the NDL time block based on determining that the first device is included in the one or more recipient devices. The communication channel is monitored independently of whether an acknowledgment (ACK) responsive to the traffic advertisement is detected from the one or more recipient devices.

In another aspect, a computer-readable storage device stores instructions that, when executed by a processor, cause the processor to perform operations including generating, at a first device, a traffic page indicating that the first device will not send data to a second device during a neighbor aware network (NAN) data link (NDL) time block. The operations also include transmitting the traffic page during the NDL time block.

In another aspect, a computer-readable storage device stores instructions that, when executed by a processor, cause the processor to perform operations including receiving a traffic page at a first device from a second device. The traffic page indicates that the second device will not send data to one or more non-recipient devices. The operations also include determining whether to monitor a communication channel during a first portion of a neighbor aware network

14

(NAN) data link (NDL) time block based on whether the first device is included in the one or more non-recipient devices.

In another aspect, a computer-readable storage device stores instructions that, when executed by a processor, cause the processor to perform operations including monitoring, at a first device, a communication channel during a neighbor aware network (NAN) data link (NDL) time block independently of receiving a traffic advertisement from a second device indicating that the second device will send first data to the first device during the NDL time block. The operations also include receiving the first data from the second device during the first portion of the NDL time block.

In another aspect, a device includes an interface and a processor. The interface is configured to receive a packet from a second device. The interface is configured to operate in a promiscuous mode. The processor is configured to selectively process the packet based on at least one criterion.

In another aspect, a device includes a processor and a transmitter. The processor is configured to generate, at a device, a frame having a neighbor aware network (NAN) service discovery frame format, a NAN management frame format, or both. The frame includes a traffic announcement attribute that indicates availability of data to be sent by the device. The transmitter is configured to send the frame during a communication window.

In another aspect, a device includes an interface and a processor. The interface is configured to receive a frame from a second device. The frame has a neighbor aware network (NAN) service discovery frame format. The processor is configured to determine the frame includes a traffic announcement attribute indicating availability of data to be sent by the second device to one or more devices. The processor is also configured to monitor a communication channel during a NAN data link (NDL) time block based on the determination.

In another aspect, a device includes a processor and an interface. The processor is configured to generate a traffic advertisement indicating availability of data to be sent by the device to at least one second device. The interface is configured to send the traffic advertisement during an initial portion of a neighbor aware network (NAN) data link (NDL) time block. The interface is also configured to send first data to the second device during the NDL time block. The first data is sent independently of receiving an acknowledgement (ACK) responsive to the traffic advertisement from the second device.

In another aspect, a device includes an interface and a processor. The interface is configured to receive a traffic advertisement from a second device during an initial portion of a neighbor aware network (NAN) data link (NDL) time block. The traffic advertisement indicates availability of data to be sent by the second device to one or more recipient devices. The processor is configured to monitor a communication channel during at least a first portion of the NDL time block based on determining that the device is included in the one or more recipient devices. The communication channel is monitored independently of whether an acknowledgment (ACK) responsive to the traffic advertisement is detected from the one or more recipient devices.

In another aspect, a device includes a processor and an interface. The processor is configured to generate a traffic page indicating that the device will not send data to a second device during a neighbor aware network (NAN) data link (NDL) time block. The interface is configured to transmit the traffic page during the NDL time block.

15

In another aspect, a device includes an interface and a processor. The interface is configured to receive a traffic page from a second device. The traffic page indicates that the second device will not send data to one or more non-recipient devices. The processor is configured to determine whether to monitor a communication channel during a first portion of a neighbor aware network (NAN) data link (NDL) time block based on whether the device is included in the one or more non-recipient devices.

In another aspect, a device includes a processor and an interface. The processor is configured to monitor a communication channel during a neighbor aware network (NAN) data link (NDL) time block independently of receiving a traffic advertisement from a second device indicating that the second device will send first data to the device during the NDL time block. The interface is configured to receive the first data from the second device during the first portion of the NDL time block.

In another aspect, a computer-readable storage device stores instructions that, when executed by a processor, cause the processor to perform operations including generating, at a first device, a notice of absence indicating that the first device is unavailable to participate in at least one neighbor aware network (NAN) data link (NDL) group. The operations also include transmitting, from the first device, the notice of absence during a NAN discovery window.

In another aspect, a computer-readable storage device stores instructions that, when executed by a processor, cause the processor to perform operations including receiving a notice of absence at a first device from a second device during a neighbor aware network (NAN) discovery window. The notice of absence indicates that the second device is unavailable to participate in at least one NAN data link (NDL) group. The operations also include determining that the first device will not send first data associated with the at least one NDL group to the second device during at least a portion of one or more discovery intervals subsequent to the NAN discovery window.

In another aspect, a computer-readable storage device stores instructions that, when executed by a processor, cause the processor to perform operations including exchanging, at a first device, a negotiation message with a second device. The operations also include determining, at the first device, whether to send a traffic message during a neighbor aware network (NAN) data link (NDL) time block based on the negotiation message.

In another aspect, a computer-readable storage device stores instructions that, when executed by a processor, cause the processor to perform operations including exchanging, at a first device, a negotiation message with a second device. The operations also include receiving a traffic message from the second device. The operations further include selectively processing the traffic message based on the negotiation message.

In another aspect, a computer-readable storage device stores instructions that, when executed by a processor, cause the processor to perform operations including generating, at a first device, a service advertisement indicating that the first device supports traffic messaging. The operations also include transmitting the service advertisement.

In another aspect, a device includes a processor and an interface. The processor is configured to generate a notice of absence indicating that the device is unavailable to participate in at least one neighbor aware network (NAN) data link (NDL) group. The interface is configured to transmit the notice of absence during a NAN discovery window.

16

In another aspect, a device includes an interface and a processor. The interface is configured to receive a notice of absence from a second device during a neighbor aware network (NAN) discovery window. The notice of absence indicates that the second device is unavailable to participate in at least one NAN data link (NDL) group. The processor is configured to determine that the device will not send first data associated with the at least one NDL group to the second device during at least a portion of one or more discovery intervals subsequent to the NAN discovery window.

In another aspect, a device includes an interface and a processor. The interface configured to exchange a negotiation message with a second device. The processor is configured to determine whether to send a traffic message during a neighbor aware network (NAN) data link (NDL) time block based on the negotiation message.

In another aspect, a device includes an interface and a processor. The interface is configured to exchange a negotiation message with a second device and to receive a traffic message from the second device. The processor is configured to selectively process the traffic message based on the negotiation message.

In another aspect, a device includes a processor and an interface. The processor is configured to generate a service advertisement indicating that the device supports traffic messaging. The interface is configured to transmit the service advertisement.

One particular advantage provided by at least one of the disclosed aspects is a reduction in power consumption at one or more electronic devices of a data path group. Because the internal clocks of the electronic devices of a data path group may be synchronized (e.g., based on synchronization from the NAN), each electronic device of the data path group may determine a particular time period corresponding to a paging window to transition to the active operating mode and to monitor a wireless network (e.g., a particular communication channel) for an indication of traffic (e.g., a traffic advertisement). If a particular electronic device does not receive a traffic advertisement or is not identified as a data recipient in the traffic advertisement, the particular electronic device may reduce power consumption by transitioning to the inactive mode during a remaining portion of a transmission window or may perform operations corresponding to other data path groups or other networks during the remaining portion of the transmission window.

Additionally, a single subscriber device (e.g., a "leader" data recipient) may send an ACK in response to receiving a traffic advertisement from a provider device. The paging window may be smaller to accommodate the ACK from the single subscriber device, as compared to a paging window designed to accommodate ACKs from multiple data recipients. The one or more electronic devices may monitor the particular communication channel during the paging window. Having a smaller paging window may result in reduction of power consumption by the one or more electronic devices.

Other aspects, advantages, and features of the present disclosure will become apparent after a review of the entire application, including the following sections: Brief Description of the Drawings, Detailed Description, and the Claims.

## V. BRIEF DESCRIPTION OF THE DRAWINGS

FIG. 1 is a diagram of a particular aspect of a system that includes a neighbor aware network (NAN) having one or more electronic devices of a data path group that exchange a traffic advertisement;



17

FIG. 2 is a ladder diagram corresponding to operation of a particular aspect of the system of FIG. 1;

FIG. 3 is a diagram of another particular aspect of a system that includes a neighbor aware network (NAN) having one or more electronic devices of a data path group that exchange a traffic advertisement;

FIG. 4 is a ladder diagram corresponding to operation of a particular aspect of the system of FIG. 2;

FIG. 5 is a diagram of another particular aspect of a system that includes a neighbor aware network (NAN) having one or more electronic devices of a data path group that exchange a traffic advertisement;

FIG. 6 is a ladder diagram corresponding to operation of a particular aspect of the system of FIG. 5;

FIG. 7 is a timing diagram corresponding to operation of another particular aspect of one or more of the systems disclosed herein;

FIG. 8 is a timing diagram corresponding to operation of another particular aspect of one or more of the systems disclosed herein;

FIG. 9 is a timing diagram corresponding to operation of another particular aspect of one or more of the systems disclosed herein;

FIG. 10A is a diagram of a particular example of a device of the system of FIG. 1;

FIG. 10 B is a timing diagram corresponding to operation of the device of FIG. 10A;

FIG. 11 is a diagram of another particular aspect of a system that includes one or more electronic devices that exchange a traffic advertisement;

FIG. 12 is a ladder diagram corresponding to operation of a particular aspect of the system of FIG. 11;

FIG. 13 is a diagram of another particular aspect of a system that includes one or more electronic devices that exchange a traffic advertisement;

FIG. 14 is a ladder diagram corresponding to operation of a particular aspect of the system of FIG. 13;

FIG. 15 is a diagram of another particular aspect of a system that includes one or more electronic devices that exchange a traffic advertisement;

FIG. 16 is a ladder diagram corresponding to operation of a particular aspect of the system of FIG. 15;

FIG. 17 is a diagram of another particular aspect of a system that includes one or more electronic devices that exchange a traffic advertisement;

FIG. 18 is a ladder diagram corresponding to operation of a particular aspect of the system of FIG. 17;

FIG. 19 is a diagram of another particular aspect of a system that includes one or more electronic devices that exchange a traffic message;

FIG. 20 is a ladder diagram corresponding to operation of a particular aspect of the system of FIG. 19;

FIG. 21 is a diagram illustrating an example of a traffic advertisement;

FIG. 22 is a diagram illustrating examples of a traffic announcement attribute and a traffic indicator field of the traffic announcement attribute;

FIG. 23 is a diagram illustrating examples of a traffic announcement attribute, a page control field, a paged device list (PDL), and a PDL control field;

FIG. 24 is a diagram illustrating examples of a traffic announcement attribute and a page control field of the traffic announcement attribute;

FIG. 25 is a diagram illustrating an example of a neighbor aware network (NAN) data link (NDL) attribute;

FIG. 26 is a diagram illustrating an example of a neighbor aware network (NAN) data link (NDL) control field;

18

FIG. 27 is a flow diagram of a method of operation at an electronic device of one or more of the systems disclosed herein;

FIG. 28 is a flow diagram of another method of operation at an electronic device of one or more of the systems disclosed herein;

FIG. 29 is a flow diagram of another method of operation at an electronic device of one or more of the systems disclosed herein;

FIG. 30 is a flow diagram of another method of operation at an electronic device of one or more of the systems disclosed herein;

FIG. 31 is a flow diagram of another method of operation at an electronic device of one or more of the systems disclosed herein;

FIG. 32 is a flow diagram of another method of operation at an electronic device of one or more of the systems disclosed herein;

FIG. 33 is a flow diagram of another method of operation at an electronic device of one or more of the systems disclosed herein;

FIG. 34 is a flow diagram of another method of operation at an electronic device of one or more of the systems disclosed herein;

FIG. 35 is a flow diagram of another method of operation at an electronic device of one or more of the systems disclosed herein;

FIG. 36 is a flow diagram of another method of operation at an electronic device of one or more of the systems disclosed herein;

FIG. 37 is a flow diagram of another method of operation at an electronic device of one or more of the systems disclosed herein;

FIG. 38 is a flow diagram of another method of operation at an electronic device of one or more of the systems disclosed herein;

FIG. 39 is a flow diagram of another method of operation at an electronic device of one or more of the systems disclosed herein;

FIG. 40 is a flow diagram of another method of operation at an electronic device of one or more of the systems disclosed herein;

FIG. 41 is a flow diagram of another method of operation at an electronic device of one or more of the systems disclosed herein;

FIG. 42 is a flow diagram of another method of operation at an electronic device of one or more of the systems disclosed herein;

FIG. 43 is a flow diagram of another method of operation at an electronic device of one or more of the systems disclosed herein;

FIG. 44 is a flow diagram of another method of operation at an electronic device of one or more of the systems disclosed herein;

FIG. 45 is a flow diagram of another method of operation at an electronic device of one or more of the systems disclosed herein;

FIG. 46 is a flow diagram of another method of operation at an electronic device of one or more of the systems disclosed herein;

FIG. 47 is a flow diagram of another method of operation at an electronic device of one or more of the systems disclosed herein;

FIG. 48 is a flow diagram of another method of operation at an electronic device of one or more of the systems disclosed herein; and

19

FIG. 49 is a diagram of a wireless device that is operable to support various aspects of one or more methods, systems, apparatuses, and computer-readable media disclosed herein.

## VI. DETAILED DESCRIPTION

Particular aspects of the present disclosure are described below with reference to the drawings. In the description, common features are designated by common reference numbers throughout the drawings.

Referring to FIG. 1, a particular aspect of a system **100** that includes a neighbor aware network (NAN) **102** is shown. The NAN **102** includes one or more electronic devices. For example, the NAN **102** includes a provider device **104**, a first subscriber device **106**, a second subscriber device **108**, a third subscriber device **110**, a fourth subscriber device **112**, and a fifth subscriber device **114**. An electronic device (e.g., the device **104-114**) may be configured to perform data exchanges via wireless communications (e.g., without involving wireless carriers, Wi-Fi access points, or the Internet) with one or more other electronic devices of the NAN **102**.

The system **100** is illustrated for convenience only and the particular illustrated details are not limiting. For example, in other aspects, the system **100** may include more electronic devices or fewer electronic devices than illustrated in FIG. 1, and the electronic devices may be located at different locations than illustrated in FIG. 1. The device **104-114** may include a traffic advertisement generator, a traffic advertisement analyzer, a transceiver **136**, or a combination thereof. In the example of FIG. 1, the provider device **104** includes a traffic advertisement generator **130**, and the first subscriber device **106** includes a traffic advertisement analyzer **134**.

The device **104-114** may be a fixed location electronic device or a mobile electronic device. For example, the device **104-114** may include or correspond to mobile phones, laptop computers, tablet computers, personal computers, multimedia devices, peripheral devices, data storage devices, or a combination thereof. Additionally or alternatively, the device **104-114** may include a processor (e.g., a central processing unit (CPU), a digital signal processor (DSP), a network processing unit (NPU), etc.), a memory (e.g., a random access memory (RAM), a read-only memory (ROM), etc.), and the transceiver **136** (e.g., a wireless receiver and a wireless transmitter) configured to send and receive data via one or more wireless networks (e.g., one or more wireless communication channels), as further described with reference to FIG. 12. Although certain operations described herein may be described with reference to a “transceiver,” in other aspects a “receiver” may perform data receiving operations and a “transmitter” may perform data transmitting operations.

The devices **104-114** may exchange data, services, or both, via one or more wireless networks. As used herein, a transmission “via” a wireless network may include, but is not limited to, a “point-to-point” (e.g., unicast) transmission between two electronic devices of the wireless network. As another example, a transmission via the wireless network may include a communication that is “broadcast” (e.g., transmitted) from a particular electronic device of the wireless network to multiple other electronic devices of the wireless network. The device **104-114** may be configured to operate in accordance with one or more wireless protocols or standards, such as an Institute of Electrical and Electronics Engineers (IEEE) 802.11 standard. For example, the device **104-114** may operate in accordance with at least one of an IEEE 802.11a, b, g, n, s, aa, ac, ad, ae, af, ah, ai, aj, aq, ax,

20

or mc standard. Additionally, the device **104-114** may operate in accordance with one or more NAN standards or protocols.

Additionally, the device **104-114** may be configured to communicate with a cellular network via one or more cellular communication protocols or standards, such as a code division multiple access (CDMA) protocol, an orthogonal frequency division multiplexing (OFDM) protocol, an orthogonal frequency division multiple access (OFDMA) protocol, a time division multiple access (TDMA) protocol, a space division multiple access (SDMA) protocol, a carrier sense multiple access (CSMA) protocol, etc. Additionally, the device **104-114** may be configured to operate in accordance with one or more near-field communications standards, such as a Bluetooth® standard (Bluetooth is a registered trademark of Bluetooth SIG, Inc. of Kirkland, Wash.). Additionally, the device **104-114** may exchange data via infrared or other near-field communications.

The device **104-114** may enter and exit the NAN **102** at various times during operation. For example, an electronic device that is not within the NAN **102** may detect a discovery beacon and may associate with the NAN **102** during a discovery window identified by the discovery beacon, in accordance with a NAN standard or protocol. Additionally, the device **104-114** may disassociate from the NAN **102** at any time. While within the NAN **102**, the device **104-114** may be configured to transmit or to receive messages indicating an availability to communicate via one or more logical channels. For example, the device **104-114** may be configured to transmit or to receive service advertisements (e.g., service discovery frames (SDFs)) that advertise a service provided via one or more logical channels by at least one electronic device of the NAN **102**.

Additionally, while within the NAN **102**, the device **104-114** may be configured to transmit or to receive synchronization beacons. A synchronization beacon may indicate synchronization information and may be formed in accordance with one or more NAN standards or protocols. The device **104-114** may be configured to synchronize a respective internal clock based on the synchronization beacons. Because the internal clock of the devices **104-114** may be synchronized, the devices **104-114** may determine a common time period (e.g., the discovery window) to transition to an active operating mode and monitor the NAN communication channel for a service advertisement. The devices **104-114** of a data path group may determine a common time period (e.g., a paging window) to transition to the active operating mode and monitor a particular communication channel corresponding to a particular logical channel for a traffic advertisement.

The synchronization beacons may be retransmitted (e.g., rebroadcast) by the device **104-114** within the NAN **102**, in accordance with a NAN standard or protocol, to enable the synchronization beacons to reach electronic devices that are beyond a wireless communication range of the electronic device that transmits the synchronization beacon. In a particular aspect, the synchronization beacons may be transmitted between electronic devices of the NAN **102** via a first wireless channel (e.g., a “NAN communication channel”). As referred to herein, a “NAN communication channel” is a particular wireless channel that is reserved for electronic devices to perform NAN discovery operations and NAN synchronization operations.

In addition to being included in the NAN **102**, the device **104-114** may be included in one or more data path groups. Thus, a NAN may include zero or more data path groups,

21

and each device in the NAN may be a member of zero or more data path groups. A data path group may correspond to a service provided via one or more logical channels by one or more provider devices (e.g., the provider device **104**) of the NAN **102**. For example, in FIG. 1, the provider device **104** may provide a particular service (e.g., a music service, a gaming service, a social media service, an advertising service, a message sharing service, etc.) via the one or more logical channels to subscriber devices of the data path group, as described herein. The data path group may be associated with a schedule. The schedule may include a set of time periods (or time blocks) occurring during a discovery interval between consecutive NAN discovery windows. The set of time blocks may repeat during consecutive discovery intervals. The set of time blocks may correspond to transmission windows of the one or more logical channels. In a particular aspect, one or more additional provider devices may also provide the particular service via the one or more logical channels to the subscriber devices. As another example, the provider device **104** may be part of another network (e.g., an access point (AP) based network or an independent basic service set (IBSS) network), and the provider device **104** may be configured to advertise the other network to enable other electronic devices of the NAN **102** to join the other network via the provider device **104**.

Data path groups may include “single-hop” data path groups, “multi-hop” data path groups, or both. A single-hop data path group may include one or more electronic devices that are within a wireless communication range (e.g., distance) of a provider (e.g., an electronic device that provides a service). A multi-hop data path group may include one or more electronic devices that are outside a wireless communication range of the provider. In the multi-hop data path group, at least one electronic device may receive a message (including data) from the provider and may rebroadcast the message to another electronic device that outside of the wireless communication range of the provider. In a particular aspect, a multi-hop data path group may include the devices **104-114**. In this aspect, wireless communications from the provider device **104** to the fifth subscriber device **114** may be routed (e.g., retransmitted) by the first subscriber device **106**, as shown in FIG. 1. In another particular aspect, the data path group may be a single-hop data path group that includes the devices **104-112**. The fifth subscriber device **114** may not be included in the single-hop data path because the fifth subscriber device **114** is not within a wireless communication range (e.g., a one-hop range) of the provider device **104**.

The provider device **104** may operate as a data source and transmit data to other electronic devices (e.g., subscriber devices) of the data path group. For example, to share a music service, the provider device **104** may transmit music data to another electronic device in the data path group. As another example, to share a social media service, the provider device **104** may transmit text data, image data, video data, or a combination thereof, to another electronic device in the data path group. As a further example, to share a gaming service, the provider device **104** may transmit text data, score data, image data, video data, or a combination thereof, to another electronic device in the data path group. At least one of the other electronic devices (e.g., the subscriber devices) may be configured to operate as a data sink.

In a particular aspect, data may be transmitted between electronic devices of the data path group via one or more “data path group” channels. As used herein, a “data path

22

group to communicate messages (e.g., traffic advertisements) regarding sharing a service and to communicate data associated with the service. A logical channel may correspond to a data path group channel and one or more transmission windows. For example, data may be transmitted between electronic devices of the data path group via one or more data path group channels during corresponding transmission windows. The transmission windows may correspond to one or more repeating time blocks of a schedule associated with the logical channel. For example, the time blocks may repeat between consecutive NAN discovery windows. As used herein, the “data path group channel” is associated with a data path group network, and communications in the data path group network may be performed over (e.g., via) the data path group channel. Additionally, the data path group channel may be used for sharing security information, for performing association operations, and for performing routing operations (e.g., in multi-hop data path groups).

In some aspects, a data path group channel and the NAN communication channel may be different wireless channels that correspond to different wireless frequency bands. In a particular aspect, the NAN communication channel may be a 2.4 gigahertz (GHz) channel and the data path group channel may be a 5 GHz channel. In other aspects, the data path group channel and the NAN communication channel may be the same wireless channel. For example, the device **104-114** may share data with the data path group via the NAN communication channel. In some aspects, the NAN **102** may include multiple data path groups, and each of the multiple data path groups may correspond to distinct, overlapping, or same data path group channels. The multiple data path groups may correspond to different services provided by various electronic devices in the NAN **102**. In some aspects, electronic devices of the multiple data path groups may share data via the same data path group channel during distinct transmission windows.

During operation, one of the electronic devices of the NAN **102** may generate and transmit a synchronization (sync) beacon in accordance with a NAN standard or protocol. For example, the second subscriber device **108** may transmit the synchronization beacon via the NAN communication channel. Electronic device(s) within a one-hop range of the second subscriber device **108** may retransmit the synchronization beacon so that the synchronization beacon propagates throughout the NAN **102**. The device **104-114** may receive the synchronization beacon and may perform synchronization operations based on the synchronization beacon. For example, the device **104-114** may synchronize timing circuitry (e.g., an internal clock) based on receiving the synchronization beacon.

The provider device **104** may, e.g., after performing the synchronization operations, begin providing a particular service to other devices of the NAN **102**, as described herein. The traffic advertisement generator **130** may determine a first plurality of logical channels. For example, the traffic advertisement generator **130** may determine the first plurality of logical channels based on default data, based on input of a user of the provider device **104**, or both. The first plurality of logical channels may correspond to a plurality of physical communication channels (e.g., 2.4 Gigahertz (GHz) or 5 GHz wireless communication channels) and one or more associated transmission windows. In a particular aspect, a single logical channel corresponds to a plurality of physical communication channel. For example, the logical channel may correspond to a first physical communication channel during one or more first time windows and may

23

correspond to a second physical communication channel during one or more second time windows. The first time windows and the second time windows may be distinct, overlapping, or the same. In a particular aspect, the logical channel corresponds to a channel hopping sequence. The channel hopping sequence may indicate that the logical channel corresponds to the first physical communication channel during the first time windows and corresponds to the second physical communication channel during the second time windows. The traffic advertisement generator **130** may determine available logical channels. For example, the available logical channels may be a subset of the first plurality of logical channels that are not being used by the traffic advertisement generator **130**, e.g., to participate in other data path groups.

The provider device **104** may generate a message (e.g., a service advertisement) indicating that the provider device **104** is available to provide the particular service via one or more available logical channels. A particular logical channel may correspond to a particular communication channel (e.g., a wireless communication channel) and one or more transmission windows. The particular logical channel may correspond to a schedule of repeating time blocks occurring between consecutive NAN discovery windows. The transmission windows may correspond to the time blocks. In a particular aspect, the provider device **104** may provide the particular service via a “basic” channel. The basic channel may correspond to a transmission window of the NAN channel that begins after an end of a NAN discovery window. In a particular aspect, the service advertisement may not indicate the basic channel. A subscriber device **106-114** may assume that the provider device **104** is available to provide the particular service via the basic channel in response to receiving the service advertisement regardless of whether the service advertisement indicates the basic channel.

The provider device **104** may send the service advertisement to electronic devices (e.g., the subscriber device **106-112**) of the NAN **102** during a NAN discovery window. The device **104-114** may monitor the NAN channel during the NAN discovery window. One or more devices (e.g., the subscriber device **106-112**) may receive the service advertisement during the NAN discovery window. The one or more devices may send a subscribe message in response to receiving the service advertisement. The provider device **104** may determine that the one or more devices are available to receive the particular service based on receiving the subscribe message. For example, the provider device **104** may, in response to receiving a subscribe message from a particular device, determine that the particular device is available to communicate via at least one of the available logical channels, the basic channel, or a combination thereof.

In a particular aspect, the provider device **104** may receive subscribe messages from multiple subscriber devices (e.g., the subscriber device **106-112**). A data path group corresponding to the available logical channels, the basic channel, or a combination thereof, may include the provider device **104** (e.g., a provider device) and each subscriber device from which the provider device **104** received a subscribe message responsive to the service advertisement.

A data path group may be associated with one or more communication channels corresponding to the available logical channels, the basic channel, or a combination thereof. The data path group may correspond to one or more transmission windows associated with the available logical channels, the basic channel, or a combination thereof. For

24

example, the data path group may correspond to (e.g., communicate via) the basic channel. To illustrate, the data path group may communicate via the NAN communication channel during a transmission window of the basic channel. As another example, the data path group may correspond to (e.g., communicate via) a logical channel. To illustrate, the data path group may communicate via a communication channel (e.g., a physical communication channel) during one or more transmission windows. The communication channel and the one or more transmission windows may be associated with the logical channel.

Electronic devices participating in a data path group may monitor one or more communication channels during a beginning portion (e.g., a paging window) of at least some transmission windows associated with the data path group. For example, the provider device **104**, the subscriber device **106-112** may listen to (e.g., monitor) the NAN communication channel during a paging window that begins when a NAN discovery window ends. As another example, the provider device **104**, the subscriber device **106-112** may listen to (e.g., monitor) a particular communication channel corresponding to an available logical channel during a paging window of one or more corresponding transmission windows.

In a particular aspect, devices participating in a data path group may monitor a corresponding communication channel during at least a first number of paging windows of one or more corresponding transmission windows. For example, a first logical channel of the available logical channels may correspond to a first communication channel and one or more transmission windows. In a particular aspect, the first communication channel may correspond to an Institute of Electrical and Electronics Engineers (IEEE) channel 1 or an IEEE channel 11 in a 2.4 Gigahertz (GHz) frequency band.

The traffic advertisement analyzer **134** may monitor the first communication channel during at least a first percentage (e.g., 50%) of the one or more transmission window. For example, the traffic advertisement analyzer **134** may monitor the first communication channel during a first paging window and may refrain from monitoring the first communication channel during a second paging window. The first paging window and the second paging window may occur during the same discovery interval or during distinct discovery intervals. As referred to herein, a “discovery interval” may refer to a time period between an end of a first discovery window and a beginning of a next discovery window. For example, a discovery interval may correspond to a difference between a discovery end time of a first discovery window and a subsequent discovery begin time of a next discovery window. A first transmission window may include the first paging window and a first data transmission window.

The traffic advertisement generator **130** may generate a traffic advertisement **128** in response to determining that data is available (e.g., in buffer(s) at the provider device **104**) to be sent by the provider device **104** to multiple subscriber devices (e.g., the subscriber devices **106-110**). For example, the traffic advertisement **128** may indicate (or identify) multiple data recipients (e.g., the first subscriber device **106**, the second subscriber device **108**, and the third subscriber device **110**). In a particular aspect, the traffic advertisement generator **130** may transition to an inactive mode (e.g., a sleep mode) during a remaining portion of the first transmission window in response to determining during the first paging window that the provider device **104** does not have data to send. In a particular aspect, when the traffic advertisement generator **130** transitions to the inactive mode, the

25

traffic advertisement generator **130** may transition the provider device **104** to the inactive mode.

In a particular aspect, the traffic advertisement analyzer **134** may transition to the inactive mode during a remaining portion of the first data transmission window in response to determining that no traffic advertisements have been received from a provider device (e.g., the provider device **104**) during the first paging window. In a particular aspect, when the traffic advertisement analyzer **134** transitions to the inactive mode, the traffic advertisement analyzer **134** may transition the first subscriber device **106** to the inactive mode.

The traffic advertisement generator **130** may send the traffic advertisement **128** via the first communication channel during the first paging window. In a particular aspect, the traffic advertisement **128** may include an announcement traffic indication message (ATIM), an action frame (e.g., a public action frame), or another message. For example, the traffic advertisement **128** may be sent during an ATIM window at the beginning (e.g., the first paging window) of the first transmission window.

The traffic advertisement **128** may include a unicast message or a multicast message. In a particular aspect, the traffic advertisement **128** may include a unicast message and may indicate that the first subscriber device **106** is a destination of the traffic advertisement **128**. Although, the traffic advertisement **128** may be a unicast message, the traffic advertisement **128** may indicate multiple subscriber devices (e.g., the first subscriber device **106**, the second subscriber device **108**, and the third subscriber device **110**) as data recipients. For example, the traffic advertisement **128** may include an address list (e.g., a MAC address indicator list) indicating addresses (e.g., media access control (MAC) addresses) of the multiple subscriber devices. To illustrate, a MAC address indicator of the MAC address indicator list may include at least a portion of a MAC address of a corresponding subscriber device, a hash value based on the MAC address, or another value based on the MAC address. In a particular aspect, the traffic advertisement **128** may include a bitmap indicating the address list. A particular bit of the bitmap may be associated with a particular MAC address indicator of a subscriber device. For example, a first bit of the bitmap may be associated with a MAC address indicator of the first subscriber device **106**, and a second bit of the bitmap may be associated with a MAC address indicator of the fourth subscriber device **112**. A value of each bit in the bitmap may indicate whether the corresponding subscriber device is included in the multiple subscriber devices (i.e., is a data recipient). For example, a first value (e.g., 1) of a first bit may indicate that the first subscriber device **106** is included in the multiple subscriber devices. As another example, a second value (e.g., 0) of a second bit may indicate that the fourth subscriber device **112** is not included in the multiple subscriber devices.

In a particular aspect, the traffic advertisement **128** may indicate that the multiple subscriber devices include each of the subscriber devices associated with the data path group. For example, the traffic advertisement generator **130** may set a destination field of the traffic advertisement **128** to indicate the identifier of the particular service in response to determining that the data is to be sent by the provider device **104** to each of the subscriber devices associated with the data path group. Thus, setting the destination field of the traffic advertisement **128** to identify the particular service may be equivalent to asserting all bits of the bitmap. In a particular aspect, the traffic advertisement **128** may indicate availability of multicast data. For example, the same data may be

26

available to be sent to each of the subscriber devices associated with the data path group.

In a particular aspect, the traffic advertisement **128** may include an ATIM and a destination field of the ATIM may include a group address indicating multiple data recipients (e.g., the first subscriber device **106**, the second subscriber device **108**, and the third subscriber device **110**). For example, the destination field of the ATIM may include an identifier of the particular service indicating that the ATIM is addressed to each of the subscriber devices (e.g., the first subscriber device **106**, the second subscriber device **108**, the third subscriber device **110**, and the fourth subscriber device **112**) associated with the data path group.

The traffic advertisement **128** may be received by the subscriber device **106-112**. For example, the traffic advertisement analyzer **134** may receive the traffic advertisement **128** via the transceiver **136** of the first subscriber device **106**. The first subscriber device **106** may forward the traffic advertisement **128** to subscriber devices (e.g., the fifth subscriber device **114**) that are within a single-hop of the first subscriber device **106**.

A traffic advertisement analyzer of a subscriber device may receive the traffic advertisement **128** and may determine whether the traffic advertisement **128** indicates that the subscriber device is included in the multiple subscriber devices. For example, a traffic advertisement analyzer of the fourth subscriber device **112** may receive the traffic advertisement **128** and may determine that the traffic advertisement **128** indicates that the fourth subscriber device **112** is excluded from the multiple subscriber devices. In response, the fourth subscriber device **112** may transition to the inactive mode. As another example, the traffic advertisement analyzer **134** may determine that the first subscriber device **106** is included in the multiple subscriber devices based on the address list indicating an address of the first subscriber device **106**, a particular bit of the bitmap corresponding to the first subscriber device **106** having a particular value (e.g., 1), the traffic advertisement **128** indicating that the first subscriber device **106** is the unicast destination of the traffic advertisement **128**, the destination field of the traffic advertisement **128** indicating (e.g., including an identifier of) the particular service, the traffic advertisement **128** indicating availability of multicast data, or a combination thereof.

In a particular aspect, a subscriber device may be operating in a monitor (e.g., promiscuous) mode. For example, while the subscriber device is operating in the monitor mode, a traffic advertisement analyzer (e.g., the traffic advertisement analyzer **134**) of the subscriber device may receive the traffic advertisement **128**, which may be detected by a transceiver (e.g., the transceiver **136**) of the subscriber device regardless of whether the traffic advertisement **128** indicates that the subscriber device is a destination of the traffic advertisement **128**. To illustrate, even though the traffic advertisement **128** may be a unicast message to the first subscriber device **106**, a transceiver of the second subscriber device **108** may detect the traffic advertisement **128**. In a particular aspect, a subscriber device may receive and process a message (e.g., the traffic advertisement **128**) when the message indicates that the subscriber device is a destination of the message, when the message indicates that a source of the message is a provider device (e.g., the provider device **104**) of the data path group, or both.

In a particular aspect, an interface of a first device (e.g., the provider device **104** or the subscriber device **106-114**) may be configured to operate in the monitor mode (e.g., the promiscuous mode). The interface may be configured, while operating in the monitor mode (e.g., the promiscuous mode),

to receive a packet (e.g., the traffic advertisement **128**). The interface may be configured to provide the packet to a processor (e.g., the traffic advertisement analyzer **134** or the traffic advertisement generator **130**) of the device (e.g., the provider device **104** or the subscriber device **106-114**) independently of whether the packet indicates that the interface is a destination of the packet.

The processor (e.g., the traffic advertisement analyzer **134** or the traffic advertisement generator **130**) may be configured to selectively process the packet (e.g., the traffic advertisement **128**) based on at least one criterion. The processor (e.g., the traffic advertisement analyzer **134** or the traffic advertisement generator **130**) may determine that the at least one criterion is satisfied in response to determining that an AID has been assigned to a source of the packet, determining that the packet includes a group identifier of a group of devices that includes the first device, determining that the packet corresponds to an active traffic session with the source of the packet, or a combination thereof. For example, the second subscriber device **108** may receive a packet (e.g., the traffic advertisement **128**) from the provider device **104**. The second subscriber device **108** may, while operating in the monitor mode (e.g., the promiscuous mode), selectively process the packet (e.g., the traffic advertisement **128**). For example, the second subscriber device **108** may process the packet (e.g., the traffic advertisement **128**) in response to determining that packet includes a group identifier of a group of devices that includes the second subscriber device **108**. The group of devices may include an NDL group (e.g., the NAN **102**) of a NAN cluster. The group identifier may include a NAN cluster identifier of the NAN cluster, an NDL identifier of the NDL group (e.g., the NAN **102**), or another value that is compliant with an IEEE 802.11 specification. The second subscriber device **108** may, while in the monitor mode, process the packet independently of whether the packet indicates that the second subscriber device **108** is a destination of the packet.

In a particular implementation, the second subscriber device **108** may, while operating in the monitor mode, process the packet (e.g., the traffic advertisement **128**) in response to determining that the second subscriber device **108** is associated with the provider device **104** independently of whether the packet indicates that the second subscriber device **108** is a destination of the packet. For example, the second subscriber device **108** may determine that the packet (e.g., the traffic advertisement **128**) includes an association identifier (AID) of the provider device **104** and that the second subscriber device **108** assigned the association identifier to the provider device **104** during an association process between the provider device **104** and the second subscriber device **108**, as described herein.

In a particular implementation, the first subscriber device **106** may, while operating in the monitor mode, process a packet (e.g., the data **122**) in response to determining the packet (e.g., the data **122**) corresponds to an active session between the first subscriber device **106** and the provider device **104**. The first subscriber device **106** may determine that the packet (e.g., the data **122**) corresponds to the active session based on a pattern associated with packets previously received from the provider device **104**, a type of service associated with a service advertisement previously received from the provider device **104**, or both. For example, the first subscriber device **106** may have previously received packets from the provider device **104** at intervals of approximately a first duration. The first subscriber device **106** may receive a previous packet from the provider device **104** at a first time. The first subscriber device **106** may receive the

packet (e.g., the data **122**) from the provider device **104** at a second time. The first subscriber device **106** may determine that the packet (e.g., the data **122**) corresponds to the active session in response determining that a second duration between the first time and the second time approximates the first duration.

As another example, the first subscriber device **106** may determine that a service advertisement was previously received from the provider device **104**. The first subscriber device **106** may determine that a type of service (e.g., a file transfer protocol (FTP) service, a voice over internet protocol (VoIP) service, a gaming service, a messaging service, or a combination thereof) is associated with the service advertisement. The first subscriber device **106** may determine that the packet corresponds to the active session in response to determining that the second duration satisfies (e.g., is less than or equal to) a threshold duration corresponding to the type of service. The first subscriber device **106** may, while operating in the monitor mode, process the packet in response to determining that the packet corresponds to the active session independently of whether the packet indicates that the first subscriber device **106** is a destination of the packet.

A traffic advertisement analyzer of a subscriber device may determine whether the subscriber device is a "leader" device of the multiple subscriber devices that are indicated by the traffic advertisement **128** as being data recipients (e.g., the subscriber devices **106-110**). A leader device may be a subscriber device that sends an ACK in response to receiving the traffic advertisement **128**. A single subscriber device of the multiple subscriber devices (e.g., the subscriber devices **106-110**) may be a leader device. For example, the traffic advertisement analyzer **134** may determine whether the first subscriber device **106** is the leader device of the subscriber devices **106-110**. The traffic advertisement analyzer **134** may determine whether the subscriber device is included in the multiple subscriber devices. Subscriber devices that are not indicated as being a data recipient (e.g., the fourth subscriber device **112**) may be assumed as not being a leader device.

In a particular aspect, the traffic advertisement generator **130** may select one of the multiple subscriber devices as the leader device. The multiple subscriber devices may include each of the subscriber devices (e.g., the subscriber devices **106-112**) associated with the data path group when the traffic advertisement **128** indicates availability of multicast data. The traffic advertisement **128** may indicate the leader device. For example, a particular value (e.g., 1 or an address of the first subscriber device **106**) of a particular field (e.g., destination field, a leader device field, or both) of the traffic advertisement **128** may indicate that the first subscriber device **106** is the leader device. As another example, a particular order (e.g., first or last) in which the first subscriber device **106** is indicated in the multiple subscriber devices may indicate that the first subscriber device **106** is the leader device.

The traffic advertisement analyzer **134** may determine that the first subscriber device **106** is the leader device in response to determining that the particular field of the traffic advertisement **128** has the particular value, that the first subscriber device **106** is indicated in the particular order in the multiple subscriber devices, or both. For example, the traffic advertisement analyzer **134** may determine that the first subscriber device **106** is the leader device in response to determining that the traffic advertisement **128** includes a unicast message and that the traffic advertisement **128** (e.g., the destination field of the traffic advertisement **128**) indi-

cates that the first subscriber device **106** is a destination of the traffic advertisement **128**. As another example, a traffic advertisement analyzer of the second subscriber device **108** may determine that the second subscriber device **108** is not the leader device in response to determining that the traffic advertisement **128** includes a unicast message and that the traffic advertisement **128** does not indicate that the second subscriber device **108** is a destination of the traffic advertisement **128**.

The second subscriber device **108** may transition to the inactive mode during a remaining portion of the paging window in response to determining that the second subscriber device **108** is not the leader device. For example, the second subscriber device **108** may remain in the inactive mode until a trigger slot or the first data transmission window. The trigger slot may be subsequent to the first paging window and prior to the first data transmission window.

In a particular aspect, the traffic advertisement analyzer **134** may determine that the first subscriber device **106** is the leader device in response to determining that the first subscriber device **106** is included in the multiple subscriber devices (e.g., the subscriber devices **106-110**) and that an acknowledgement (ACK) responsive to the traffic advertisement **128** from another subscriber device to the provider device **104** is undetected within a particular time period of receiving the traffic advertisement **128**.

The particular time period may be based on a default value, an identifier (e.g., an address) of the first subscriber device **106**, a counter (e.g., a random counter or a pseudo-random counter), or a combination thereof. For example, the traffic advertisement analyzer **134** may determine a sorting order (e.g., 1<sup>st</sup>, 2<sup>nd</sup>, etc.) of the identifier (e.g., the first address) of the first subscriber device **106** relative to identifiers (e.g., addresses) of the multiple subscriber devices indicated by the traffic advertisement **128**. The traffic advertisement analyzer **134** may determine the duration of the particular time period by applying a particular function (e.g., multiplication, addition, or both) to the sorting order and to a gap duration. The gap duration may have a default value (e.g., 100 milliseconds). In a particular aspect, the provider device **104** (e.g., the traffic advertisement generator **130**) may provide the gap duration to the subscriber devices **106-112**. For example, the traffic advertisement **128** may indicate the gap duration. As another example, the traffic advertisement analyzer **134** may set (or reset) the pseudo-random counter at a first time in response to receiving the traffic advertisement **128**. The duration may correspond to a time when the pseudo-random counter expires.

The traffic advertisement analyzer **134** may refrain from sending an ACK **138** responsive to the traffic advertisement **128** based on determining that the first subscriber device **106** is not the leader device. Alternatively, the traffic advertisement analyzer **134** may send the ACK **138**, via the transceiver **136** of the first subscriber device **106**, to the provider device **104** in response to determining that the first subscriber device **106** is the leader device. For example, the traffic advertisement analyzer **134** may send the ACK **138** via the first communication channel during the first paging window. The ACK **138** may include a MAC frame. The ACK **138** may indicate that the first subscriber device **106** is available to receive traffic during the first data transmission window.

In a particular aspect, the second subscriber device **108** may detect the ACK **138** from the first subscriber device **106** to the provider device **104** during the first paging window. A traffic advertisement analyzer of the second subscriber

device **108** may determine that the second subscriber device **108** is not the leader device in response to detecting the ACK **138** from the first subscriber device **106** to the provider device **104**. The traffic advertisement analyzer of the second subscriber device **108** may refrain from sending an ACK responsive to the traffic advertisement **128** in response to determining that the second subscriber device **108** is not the leader device. The second subscriber device **108** may conserve network resources by refraining from sending the ACK.

Alternatively, the second subscriber device **108** may determine that another ACK from another subscriber device is undetected within a first duration of receiving the traffic advertisement **128**, even though the first subscriber device **106** has sent the ACK **138** within the first duration. For example, the ACK **138** may be undetected by the second subscriber device **108** due to network conditions. The second subscriber device **108** may assume that the second subscriber device **108** is the leader device and may also send an ACK. In this example, more than one subscriber device may determine that that subscriber device is the leader device.

In a particular aspect, the third subscriber device **110** may receive the traffic advertisement **128**. A traffic advertisement analyzer of the third subscriber device **110** may determine that the third subscriber device **110** is unavailable during a subsequent portion of the first transmission window. The traffic advertisement analyzer of the third subscriber device **110** may, in response to the determination, refrain from sending an ACK responsive to the traffic advertisement **128**. In a particular aspect, the third subscriber device **110** may transition to the inactive mode during a remainder of the first transmission window in response to determining that the third subscriber device **110** is unavailable during the subsequent portion of the first transmission window.

In some implementations, a subscriber device (e.g., the subscriber device **106-112**) may send the ACK **138** independently of determining whether the subscriber device is a leader device. For example, the fourth subscriber device **112** may, in response to receiving the traffic advertisement **128**, send the ACK **138** to the provider device **104**. In some implementations, a subscriber device (e.g., the subscriber device **106-112**) may send the ACK **138** in response to determining that another ACK from another subscriber device responsive to the traffic advertisement **128** is undetected. For example, the fourth subscriber device **112** may, in response to receiving the traffic advertisement **128** and determining that another ACK from another subscriber device responsive to the traffic advertisement **128** is undetected, send the ACK **138** to the provider device **104**.

The traffic advertisement generator **130** may receive the ACK **138**, via the transceiver **136** of the provider device **104**, from the first subscriber device **106** during the first paging window. The traffic advertisement generator **130** may assume that the traffic advertisement **128** is likely to have been received by the remaining subscriber devices (e.g., the subscriber devices **108-110**) in response to receiving the ACK **138** from the first subscriber device **106**. A size (e.g., a default size) of the first paging window may be smaller to accommodate an ACK (e.g., the ACK **138**) from a single subscriber device (or a few subscriber devices) of the multiple subscriber devices (e.g., the subscriber devices **106-110**), as compared to a paging window to accommodate ACKs from all of the multiple subscriber devices. The devices **104-112** of the data path group may conserve

31

network resources by monitoring the first communication channel during the shorter paging window, as compared to a longer paging window.

The traffic advertisement generator **130** may remain in an active operating mode in response to determining that the ACK **138** has been received during the first paging window. In a particular aspect, the traffic advertisement generator **130** may, in response to receiving the ACK **138**, transition to the inactive mode until detecting the trigger slot or the first data transmission window. For example, the traffic advertisement generator **130** may, in response to receiving the ACK **138**, transition to the inactive mode during the remainder of the first paging window and may transition to the active operating mode at a beginning of the trigger slot or a beginning of the first data transmission window. The traffic advertisement generator **130** may thus conserve network resources by refraining from monitoring the first communication channel during a remaining portion of the first paging window in response to receiving a single ACK.

In a particular aspect, the traffic advertisement generator **130** may determine that no ACK responsive to a particular traffic advertisement has been received from a particular subscriber device (e.g., a subscriber device distinct from the first subscriber device **106**) within a particular ACK duration of sending the particular traffic advertisement to the particular subscriber device. The particular traffic advertisement (e.g., a unicast message) may indicate the particular subscriber device as a destination of the particular traffic advertisement. The traffic advertisement generator **130** may determine that a first number of traffic advertisements have been sent during the first paging window. The traffic advertisement generator **130** may send the traffic advertisement **128** indicating the first subscriber device **106** as a destination of the traffic advertisement **128** in response to determining that the first number of traffic advertisements fails to satisfy an advertising threshold. In a particular aspect, the traffic advertisement generator **130** may transition to the inactive mode during a remaining portion of the first transmission window in response to determining that no ACK responsive to the traffic advertisement **128** has been received during the first paging window and that the first number of traffic advertisements satisfies the advertising threshold.

An ACK (e.g., the ACK **138**) responsive to the traffic advertisement **128** from at least one subscriber device may function as feedback to the traffic advertisement generator **130**. For example, the traffic advertisement generator **130** may determine that the traffic advertisement **128** has been reliably transmitted (e.g., without collision and without errors) in response to receiving an ACK from at least one (e.g., fewer than all) of the subscriber devices **106-110**. To illustrate, the traffic advertisement generator **130** may, in response to receiving the ACK **138**, determine that the traffic advertisement **128** has been sent without collision and has been received without errors by at least one subscriber device (e.g., the first subscriber device **106**).

The traffic advertisement generator **130** may improve reliability of traffic advertisement transmission by sending a second traffic advertisement in response to determining that no ACK responsive to a first traffic advertisement has been received within a particular ACK duration of sending the first traffic advertisement during the first paging window. The traffic advertisement generator **130** may send the first traffic advertisement at a first time during the first paging window. The traffic advertisement generator **130** may send the second traffic advertisement at a second time in response to determining that no ACK responsive to the first advertisement has been received within the particular ACK dura-

32

tion of the first time. The second time is subsequent to the first time. The second time may be during the first paging window or during a second paging window subsequent to the first paging window. The second traffic advertisement may be reliably transmitted at the second time due to changes in network conditions. In a particular aspect, the first traffic advertisement may be a first unicast message with a first unicast destination and the second traffic advertisement may be a second unicast message with a second unicast destination that is distinct from the first unicast destination. The second traffic advertisement may be reliably transmitted to the second unicast destination even though the first traffic advertisement was not reliably transmitted to the first unicast destination. For example, the first traffic advertisement may not have been reliably transmitted because of local network conditions of the first unicast destination causing collisions, errors, or both. The second traffic advertisement may be reliably transmitted to the second unicast destination because local network conditions of the second unicast destination are not causing collisions or errors.

The traffic advertisement generator **130** may determine network reliability (e.g., reliability of transmission of the traffic advertisement **128**) in response to determining whether an ACK has been received during the first paging window. For example, the traffic advertisement generator **130** may determine that the traffic advertisement **128** is likely to have been received by each of the subscriber devices **106-110** during the first paging window in response to determining that the traffic advertisement **128** has been received by at least one of the subscriber devices **106-110** during the first paging window. To illustrate, the traffic advertisement generator **130** may determine that the traffic advertisement **128** has been received by the first subscriber device **106** in response to receiving the ACK **138** from the first subscriber device **106** during the first paging window. The traffic advertisement generator **130** may determine that the traffic advertisement **128** is likely to have been received by the subscriber devices **108-110** during the first paging window in response to determining that the traffic advertisement **128** has been received by the first subscriber device **106**. Alternatively, the traffic advertisement generator **130** may determine that the traffic advertisement **128** is unlikely to have been received by the subscriber devices **106-110** in response to determining that no ACK responsive to the traffic advertisement **128** has been received from any of the subscriber devices **106-110** during the first paging window. In a particular aspect, a traffic advertisement may not be received by the subscriber devices **106-110** or an ACK responsive to the traffic advertisement may not be received by the provider device **104** due to network collisions, packet loss, or other communication errors.

The first subscriber device **106** (or the second subscriber device **108**) may remain in the active operating mode (or may transition to the sleep mode and transition back to the active operating mode) in response to receiving the traffic advertisement **128**. For example, the traffic advertisement analyzer **134** may monitor the first communication channel during a subsequent window (e.g., the trigger slot or the first data transmission window) in response to receiving the traffic advertisement **128** and determining that the traffic advertisement **128** indicates that the first subscriber device **106** is a data recipient (e.g., is included in the multiple subscriber devices).

In a particular aspect, the second subscriber device **108** may determine that the second subscriber device **108** is not a leader device and that the traffic advertisement **128** indicates that the second subscriber device **108** is a data recipient.



33

ent. In response to the determination, the second subscriber device **108** may transition to the inactive mode during a remaining portion of the first paging window and may transition to the active operating mode during the subsequent window (e.g., the trigger slot or the first data transmission window), because the second subscriber device **108** is not responsible for acknowledging the traffic advertisement **128**. The second subscriber device **108** may conserve network resources by refraining from sending an ACK.

In a particular aspect, the traffic advertisement analyzer **134** (or the traffic advertisement generator **130**) may change a channel of the transceiver **136** of a particular subscriber device (or the provider device **104**) to the first communication channel to monitor the first communication channel. In a particular aspect, the traffic advertisement analyzer **134** (or the traffic advertisement generator **130**) may monitor the NAN communication channel during a paging window of the basic channel by continuing to monitor the NAN communication channel after an end of a NAN discovery window. The traffic advertisement analyzer **134** (or the traffic advertisement generator **130**) may thus avoid a wakeup penalty that may be associated with switching from refraining from monitoring a communication channel subsequent to the NAN discovery window to monitoring the communication channel during a paging window.

The traffic advertisement generator **130** may send data **122** to a particular subscriber device (e.g., the subscriber device **106-108**) via the first communication channel during a first data transmission window. For example, the traffic advertisement generator **130** may send the data **122** via the transceiver **136** of the provider device **104**. The first data transmission window may correspond to an ending portion of the first transmission window.

In a particular aspect, the traffic advertisement generator **130** may send the data **122** to multiple subscriber devices during the first data transmission window in response to determining that an ACK (e.g., the ACK **138**) has been received from a single subscriber device of the multiple subscriber devices, that an ACK has been received from fewer than all of the multiple subscriber devices, or that an ACK has been received from each of the multiple subscriber devices during the first paging window.

In a particular aspect, the traffic advertisement generator **130** may send the data **122** to one or more of the multiple subscriber devices (e.g., the subscriber devices **106-110**). For example, the traffic advertisement generator **130** may determine that the ACK **138** has been received from the first subscriber device **106** and that no ACK has been received from the second subscriber device **108**. The traffic advertisement generator **130** may send the data **122** to the first subscriber device **106** and the data **122** to the second subscriber device **108** in response to determining that the ACK **138** has been received from the first subscriber device **106** (e.g., regardless of whether an ACK has been received from the second subscriber device **108** during the first paging window). The second subscriber device **108** may receive the data **122**, even though the second subscriber device **108** has not sent an ACK during the first paging window.

The first paging window may not have to accommodate ACKs from all data recipients for the data recipients (e.g., the second subscriber device **108**) to receive data. For example, the first paging window may accommodate an ACK (e.g., the ACK **138**) from one of the first subscriber device **106** and the second subscriber device **108** for both of the first subscriber device **106** and the second subscriber device **108** to receive data. A size of the first paging window

34

may be smaller, as compared to a paging window that accommodates ACKs from all of the multiple subscriber devices (e.g., the subscriber devices **106-110**). The device **104-112** of the data path group may conserve network resources by monitoring the first communication channel during a smaller paging window. The data **122** sent to a particular subscriber device (e.g., the first subscriber device **106**) may be distinct or same as the data **122** sent to another subscriber device (e.g., the second subscriber device **108**). Thus, the data **122** may be unicast, broadcast, or communicated via some other scheme.

In a particular aspect, the traffic advertisement generator **130** may send the data **122** to a particular subscriber device of the multiple subscriber devices based on availability of the particular subscriber device. The traffic advertisement generator **130** may determine that the particular subscriber device is available to receive the data **122** in response to determining that an ACK (e.g., the ACK **138**), a data trigger (e.g., a trigger message **150**), or both, have been received from the particular subscriber device. For example, the traffic advertisement generator **130** may send the data **122** to the first subscriber device **106** in response to determining that the ACK **138** has been received from the first subscriber device **106** during the first paging window. As another example, the traffic advertisement generator **130** may send the data **122** to the first subscriber device **106** (or the second subscriber device **108**) in response to determining that the trigger message **150** has been received from the first subscriber device **106** (or the second subscriber device **108**, as described herein).

A traffic advertisement analyzer of a particular subscriber device may send the trigger message **150** via the first communication channel to the provider device **104** in response to determining that the traffic advertisement **128** has been received during the first paging window, that the particular subscriber device is included in the multiple recipients (e.g., is a data recipient), and that the particular subscriber device is available during a remaining portion of the first transmission window. For example, a traffic advertisement analyzer (e.g., the traffic advertisement analyzer **134**) of the subscriber device **106, 108** may send the trigger message **150** via the first communication channel to the provider device **104** in response to determining that the traffic advertisement **128** has been received by the subscriber device **106, 108** during the first paging window, that the traffic advertisement **128** indicated that the subscriber device **106, 108** is a data recipient, and that the subscriber device **106, 108** is available during the remaining portion of the first transmission window. The trigger message **150** may indicate that the subscriber device **106, 108** is available to receive traffic during the first data transmission window. As another example, a traffic advertisement analyzer of the third subscriber device **110** may refrain from sending the trigger message **150** via the first communication channel to the provider device **104** in response to determining that the third subscriber device **110** is unavailable during a portion of the first transmission window.

In a particular aspect, the first subscriber device **106** and the second subscriber device **108** may contend for medium reservation to transmit the respective trigger messages **150**. The first subscriber device **106** and the second subscriber device **108** may use contention mitigation techniques in accordance with a NAN standard or protocol. For example, the traffic advertisement analyzer **134** may select a random or pseudo-random start time within the trigger slot, the beginning portion of the first data transmission window, or the first data transmission window. The traffic advertisement

35

analyzer **134** may select a random or pseudo-random back-off count. The traffic advertisement analyzer **134** may use a carrier sense multiple access (CSMA) protocol based on the start time and the back-count as a contention mitigation technique to transmit the trigger message **150** to the provider device **104**.

In a particular aspect, the traffic advertisement analyzer **134** may refrain from sending the trigger message **150** in response to determining that traffic advertisement analyzer **134** sent the ACK **138** to the provider device **104** during the first paging window. For example, the traffic advertisement analyzer **134** of the first subscriber device **106** may refrain from sending the trigger message **150** to the provider device **104** in response to determining that the ACK **138** has been sent from the first subscriber device **106**. A traffic advertisement analyzer of the second subscriber device **108** may send the trigger message **150** to the provider device **104** in response to determining that the traffic advertisement analyzer **134** received the traffic advertisement **128** during the first paging window, that the traffic advertisement **128** indicated that the second subscriber device **108** is a data recipient, that the second subscriber device **108** is available during a remaining portion of the first transmission window, and that an ACK responsive to the traffic advertisement **128** has not been sent from the second subscriber device **108** during the first paging window.

The traffic advertisement generator **130** may send the data **122** via the first communication channel during the first data transmission window to the subscriber device **106**, **108** in response to determining that the trigger message **150** has been received from the subscriber device **106**, **108** during the first paging window. In a particular aspect, the traffic advertisement generator **130** may send the data **122** to an acknowledging subscriber device from which the traffic advertisement generator **130** has received an ACK responsive to the traffic advertisement **128** during the first paging window, regardless of whether a data trigger (e.g., the trigger message **150**) has been received from the acknowledging subscriber device. For example, the traffic advertisement generator **130** may send the data **122** to the first subscriber device **106** in response to determining that the ACK **138** has been received from the first subscriber device **106** during the first paging window, regardless of whether the trigger message **150** is received from the first subscriber device **106** by the traffic advertisement generator **130**. The traffic advertisement generator **130** may send the data **122** to the second subscriber device **108** in response to receiving the trigger message **150** from the second subscriber device **108**. The data **122** sent to the second subscriber device **108** may be distinct from the data **122** sent to the first subscriber device **106**.

The trigger slot may occur subsequent to an end of the first paging window and prior to a beginning of the first data transmission window. In a particular aspect, the trigger message **150** may be exchanged during the trigger slot, during a beginning portion of the first data transmission window, or during the first data transmission window.

In a particular aspect, trigger duration of the trigger slot may be dynamically determined. For example, the traffic advertisement generator **130** may determine that the trigger slot has ended and that the first data transmission window has started in response to determining that expected data triggers (e.g., the trigger message **150**) have been received during the trigger slot. In a particular aspect, the expected data triggers may correspond to data triggers from each of the data recipients (e.g., the subscriber devices **106-110**). In an alternate aspect, the expected data triggers may exclude

36

a data trigger from an acknowledging subscriber device (e.g., the first subscriber device **106**) from which the traffic advertisement generator **130** received an ACK during the first paging window.

The beginning portion (e.g., an acknowledgement window) of the data transmission window during which a data trigger (e.g., the trigger message **150**) may be exchanged may have a particular duration. The particular duration may be a default value or may be based on user input. In a particular aspect, the particular duration may be dynamically determined. For example, the traffic advertisement generator **130** may determine that the beginning portion of the first data transmission window has ended in response to determining that the expected data triggers have been received.

The traffic advertisement generator **130** may send the data **122** in response to receiving the trigger message **150**. For example, the traffic advertisement generator **130** may send the data **122** to the first subscriber device **106** in response to receiving the trigger message **150** from the first subscriber device **106**. As another example, the traffic advertisement generator **130** may send the data **122** to the second subscriber device **108** in response to receiving the trigger message **150** from the second subscriber device **108**. The traffic advertisement generator **130** may refrain from sending the data **122** to the third subscriber device **110** in response to determining that no data trigger (e.g. the trigger message **150**) has been received from the third subscriber device **110** during the trigger slot or the beginning portion of the first data transmission window.

The data **122** sent to the first subscriber device **106** may be same as or distinct from the data **122** sent to the second subscriber device **108**. The traffic advertisement generator **130** may send the data **122** during a second portion (e.g., an ending portion) of the first data transmission window. The second portion of the first data transmission window may be subsequent to the beginning portion (e.g., the acknowledgement window) of the data transmission window.

An electronic device (e.g., the devices **104-112**) of the data path group may be available during a portion (e.g., 80%) of the one or more transmission windows. The provider device **104** (or the subscriber device **106-112**) may not receive messages from the subscriber device **106-112** (or the provider device **104**) because the subscriber device **106-112** (or the provider device **104**) may be unavailable or because of network errors. The provider device **104** (or the subscriber device **106-112**) may conserve resources by refraining from monitoring the particular communication channel when one or more of the subscriber devices **106-112** are (or the provider device **104** is) unavailable to receive (or send) data or is unable to receive (send) data because of network errors.

In a particular aspect, a traffic advertisement analyzer (e.g., the traffic advertisement analyzer **134**) of a particular subscriber device (e.g., the first subscriber device **106**) may remain in the active operating mode during a remaining portion of the first transmission window in response to determining that an ACK (e.g., the ACK **138**) responsive to the traffic advertisement **128** has been sent to the provider device **104** from the particular subscriber device (e.g., the first subscriber device **106**) during the first paging window.

In a particular aspect, the traffic advertisement generator **130** may transition to the inactive mode during a remaining portion of the first transmission window in response to determining that no data triggers (e.g., the trigger message **150**) have been received during the trigger slot or during the beginning portion of the first data transmission window. For example, the traffic advertisement generator **130** may send

the traffic advertisement **128** at a first time. The traffic advertisement generator **130** may, in response to determining, at a second time, that a difference between the first time and the second time is greater than a trigger threshold and that receipt of no trigger messages responsive to the traffic advertisement **128** has been detected, transition to an inactive mode during a remaining portion of the first transmission window. In some implementations, the traffic advertisement **128**, the first negotiation message **1928**, the second negotiation message **1938**, a service advertisement, another message, or a combination thereof, may indicate the trigger threshold. For example, the traffic advertisement generator **130** may determine the trigger threshold based on a count (e.g., 3) of the multiple subscriber devices (e.g., the subscriber devices **106-110**). The trigger threshold may be longer for a higher count of the multiple subscriber devices.

In a particular aspect, the traffic advertisement generator **130** may remain in the active mode during a remaining portion of the first transmission window in response to determining that the trigger message **150** has been received from at least one subscriber device (e.g., the subscriber device **106-108**).

In a particular aspect, the traffic advertisement generator **130** may remain in the active mode during a remaining portion of the first transmission window in response to determining that an ACK (e.g., the ACK **138**) has been received by the provider device **104** from at least one subscriber device (e.g., the first subscriber device **106**) during the first paging window (e.g., regardless of whether the trigger message **150** has been received by the provider device **104**).

In a particular aspect, the traffic advertisement generator **130**, the traffic advertisement analyzer **134**, or both, may refrain from monitoring the first communication channel while in the inactive mode. A transceiver of the device **104-114** may receive data via the first communication channel during the first transmission window and may refrain from providing the data to a traffic advertisement analyzer (or a traffic advertisement generator) in response to determining that the traffic advertisement analyzer (or the traffic advertisement generator) is refraining from monitoring the first communication channel during the first transmission window. For example, the transceiver **136** of the provider device **104** may receive data via the first communication channel during the first transmission window and may refrain from providing the data to the traffic advertisement generator **130** in response to determining that the traffic advertisement generator **130** is refraining from monitoring the first communication channel during the first transmission window. As another example, the transceiver **136** of the first subscriber device **106** may receive data via the first communication channel during the first transmission window and may refrain from providing the data to the traffic advertisement analyzer **134** in response to determining that the traffic advertisement analyzer **134** is refraining from monitoring the first communication channel during the first transmission window.

In a particular aspect, the transceiver **136** may provide the data to a wireless interface and the wireless interface may refrain from providing the data to the traffic advertisement analyzer **134** (or to the traffic advertisement generator **130**) in response to determining that the traffic advertisement analyzer **134** (or the traffic advertisement generator **130**) is refraining from monitoring the first communication channel during the first transmission window.

In a particular aspect, the wireless interface or the transceiver **136** may discard the data in response to determining

that the traffic advertisement analyzer **134** (or the traffic advertisement generator **130**) is refraining from monitoring the first communication channel during the first transmission window. In a particular aspect, the wireless interface may provide the data to the traffic advertisement analyzer **134** (or the traffic advertisement generator **130**) in response to determining that the traffic advertisement analyzer **134** (or the traffic advertisement generator **130**) is monitoring the first communication channel during the first transmission window.

In a particular aspect, the traffic advertisement generator **130**, the traffic advertisement analyzer **134**, or both, may perform a “capabilities exchange” prior to the traffic advertisement generator **130** sending the data **122** to the first subscriber device **106**. For example, the traffic advertisement generator **130** may send a first capabilities message that includes first communication information of the provider device **104** to the first subscriber device **106**, the traffic advertisement analyzer **134** may send a second capabilities message that includes second communication information of the first subscriber device **106** to the provider device **104**, or both. The communication information (e.g., the first communication information, the second communication information, or both) may include security information (e.g., group keys or common network keys). The capabilities exchange may be performed during the first paging window, the trigger slot, the beginning portion of the first data transmission window, the first data transmission window, or a combination thereof. In a particular aspect, the second capabilities message may correspond to the trigger message **150**.

The traffic advertisement generator **130** may send the data **122** based on the first communication information, the second communication information, or both. For example, the traffic advertisement generator **130** may encrypt the data **122** based on security information of the provider device **104**, security information of the first subscriber device **106**, or both, prior to sending the data **122**.

The traffic advertisement analyzer **134** may receive the data **122** via the first communication channel during the first data transmission window. For example, the traffic advertisement analyzer **134** may receive the data **122** via the transceiver **136** of the first subscriber device **106**. In a particular aspect, the transceiver **136** of the first subscriber device **106** may receive the data **122** and may provide the data **122** to the traffic advertisement analyzer **134** in response to determining that the traffic advertisement analyzer **134** is monitoring the first communication channel during the first data transmission window.

In a particular aspect, the traffic advertisement generator **130** and the traffic advertisement analyzer **134** may exchange data via multiple logical channels. The multiple logical channels may include one or more of the available logical channels, the basic channel, or a combination thereof. Each logical channel may correspond to a distinct data session. In a particular aspect, a first transmission window of a first logical channel of the multiple logical channels may overlap a second transmission window of a second logical channel of the multiple logical channels. In this aspect, the transceiver **136** of the provider device **104** and the transceiver **136** of the first subscriber device **106** may be communicating via multiple communication channels (e.g., a first communication channel corresponding to the first logical channel and a second communication channel corresponding to the second logical channel).

In a particular aspect, the traffic advertisement **128** may include an address list (e.g., a MAC address indicator list)

indicating the recipients. A MAC address indicator of the MAC address indicator list may include at least a portion of a MAC address of a corresponding recipient, a hash value based on the MAC address, or another value based on the MAC address. The address list may be represented by a traffic indication map (TIM), a Bloom filter, or in some other manner. In a particular aspect, a value of a particular field of the traffic advertisement **128** may indicate whether the address list is represented by a TIM or by a Bloom filter. The traffic advertisement analyzer **134** may determine whether the address list is represented by the TIM or the Bloom filter based on the value (e.g., 0 or 1) of the particular field.

The TIM may include a bitmap that indicates whether particular electronic devices are recipients of the data to be sent (e.g., the data **122**). Each bit of the TIM may correspond to a different electronic device of the data path group, and a value of each bit may indicate whether or not the corresponding electronic device is a recipient of the data **122**. A correspondence between the bit of the TIM and each electronic device may be based on an association identifier (AID). For example, the first subscriber device **106** may associate with the provider device **104**. The provider device **104** and the first subscriber device **106** may generate and exchange AIDs. For example, the first subscriber device **106** may associate with the provider device **104**. The provider device **104** may assign a first AID (e.g., 2) to the first subscriber device **106** and may send the first AID to the first subscriber device **106**. The first subscriber device **106** may receive the first AID (e.g., 2) from the provider device **104**. The subscriber devices **108**, **110**, and **112** may receive distinct AIDs (e.g., 3 and 4, respectively) during association with the provider device **104**. The AIDs may be used by the subscriber device **106-112** to identify corresponding bits in the TIM received from the provider device **104**. A particular bit of the TIM may correspond to a particular AID. For example, a second bit of the TIM may correspond to the first subscriber device **106** due to the AID of 2. In this example, a third bit, a fourth bit, and a fifth bit of the TIM may correspond to the second subscriber device **108**, the third subscriber device **110**, and the fourth subscriber device **112**, respectively (a first bit of the TIM may be reserved).

Each of the subscriber devices **106-112** may determine whether it is a recipient of the data **122** based on the corresponding bit in the TIM received from the provider device **104**. For example, a determination that the subscriber devices **106-110** are recipients of the data **122** may be based on the second bit, the third bit, and the fourth bit of the TIM having a logical value of one, and a determination that the fourth subscriber device **112** is not a recipient may be based on the fifth bit having a logical zero value. The TIM may be compliant with an IEEE 802.11 specification.

In a particular aspect, the traffic advertisement **128** may include a Bloom filter to represent the address list. The Bloom filter is a data structure (e.g., a string of bits) that indicates membership in a set (e.g., a set of recipients of the data **122**) without explicitly identifying members of the set. The Bloom filter may be smaller (e.g., use less storage space) than a TIM and thus may reduce overhead in the

networks and may reduce power consumption associated with transmitting the Bloom filter as compared to transmitting the TIM. An electronic device may be indicated as a recipient of the data **122** in the Bloom filter using a set of hash functions corresponding to the Bloom filter. For example, the Bloom filter may be a bit array of  $m$  bits that are initialized to a logical zero value, and the Bloom filter may correspond to a set of  $k$  hash functions. To indicate that a particular electronic device is a recipient of the data **122**, a string of bits corresponding to the particular electronic device may be passed through the  $k$  hash functions to generate a set of bit positions, and each bit in the Bloom filter corresponding to the set of bit positions is set to a logical one value. In a particular aspect, the string of bits is a MAC address of the particular electronic device. Other electronic devices may be indicated as recipients of the data **122** by determining corresponding sets of bit positions based on corresponding strings of bits (e.g., MAC addresses) and by setting each bit in the Bloom filter corresponding to the sets of bit positions to a logical one value.

In a particular aspect, a hash function  $H(j, X, M)$  representing a  $j$ th index hash of a bit string  $X$  (e.g., a MAC address) for a Bloom filter having length  $M$  is computed in three steps. A first intermediate result  $A(j, X)$  may be determined based on Equation 1.

$$A(j, X) = [j \| X] \quad (\text{Eq. 1})$$

In Equation 1,  $\|$  represents a concatenation operation and  $j$  is represented in one byte. Thus,  $A(j, X)$  may represent a concatenation of a one byte index (e.g., a  $j$ th index) with a MAC address (e.g., bit string  $X$ ). A second intermediate result  $B(j, X)$  may be determined based on Equation 2.

$$B(j, X) = \text{CRC32}(A(j, X)) \& 0x0000FFFF \quad (\text{Eq. 2})$$

In Equation 2,  $\text{CRC32}()$  is a 32-bit cyclic redundancy check operation defined in a NAN standard. Thus,  $B(j, X)$  may represent the last two bytes of a result of a 32-bit CRC operation performed on the first intermediate result  $A(j, X)$ . The hash function  $H(j, X, M)$  may be determined based on Equation 3.

$$H(j, X, M) = B(j, X) \bmod M \quad (\text{Eq. 3})$$

In Equation 3,  $\bmod$  represents a modulo or modulus operation. In this manner, multiple hash functions can be determined for multiple different  $j$  indices using Equations 1-3. In other aspects, different hash functions may be used and communicated to the electronic devices of the data path group.

In a particular aspect, a set of four hash functions corresponds to the Bloom filter. A bloom filter index may be included in the traffic advertisement **128** to identify (e.g., to indicate) the set of four hash functions that corresponds to the Bloom filter. In a particular aspect, the bloom filter index is a two-bit number that indicates one of four sets of four hash functions determined based on different index values using Equations 1-3. In this aspect, set of hash functions identified (e.g., indicated) by the bloom filter index are shown in Table 1.

TABLE 1

Bloom Filter		Hash Functions			
Set	Index (Binary)	1	2	3	4
1	00	$H(0x00, X, M)$	$H(0x01, X, M)$	$H(0x02, X, M)$	$H(0x03, X, M)$
2	01	$H(0x04, X, M)$	$H(0x05, X, M)$	$H(0x06, X, M)$	$H(0x07, X, M)$
3	10	$H(0x08, X, M)$	$H(0x09, X, M)$	$H(0x0A, X, M)$	$H(0x0B, X, M)$
4	11	$H(0x0C, X, M)$	$H(0x0D, X, M)$	$H(0x0E, X, M)$	$H(0x0F, X, M)$

41

In the aspect where the traffic advertisement **128** includes the Bloom filter, the traffic advertisement generator **130** may select a particular set of hash functions to correspond to the Bloom filter and may generate the Bloom filter based on the particular set of hash functions and based on MAC addresses of the electronic devices that are to receive the data **122**. For example, the traffic advertisement generator **130** may determine that the first subscriber device **106** is to be a recipient of the data **122**, and the traffic advertisement generator **130** may generate the Bloom filter based on the particular set of hash functions and based on the MAC address **156** of the first subscriber device **106**. The traffic advertisement generator **130** may have previously stored the MAC addresses of other electronic devices in memory. For example, the traffic advertisement generator **130** may store the MAC address **156** in response to receiving the subscribe message.

The Bloom filter, the Bloom filter index, and a size of the Bloom filter may be included in the traffic advertisement **128** generated by the traffic advertisement generator **130**. The Bloom filter index may indicate the particular set of hash functions that corresponds to the Bloom filter (as shown in Table 1). The size of the Bloom filter may indicate a number of bits in the data structure. The size may be determined based on a target false positive percentage corresponding to the Bloom filter. For example, the Bloom filter may generate false positive matches (e.g., may erroneously indicate that a particular electronic device is a recipient of the data **122**) and a percentage of false positive matches generated by the Bloom filter may be related to the size of the Bloom filter. The traffic advertisement generator **130** may determine the size such that the false positive percentage approaches a target false positive percentage. To illustrate, increasing the size of the Bloom filter may decrease the false positive percentage, while decreasing the size of the Bloom filter may reduce overhead associated with transmitting the Bloom filter at a cost of increasing the false positive percentage.

Each electronic device (e.g., the subscriber device **106-112**) that receives the traffic advertisement **128** may determine whether the electronic device is a recipient of the data **122** based on a Bloom filter included in the traffic advertisement **128**, a set of hash functions indicated by a Bloom filter index included in the traffic advertisement **128**, and a corresponding MAC address. For example, the traffic advertisement analyzer **134** may determine a set of bit positions by passing a MAC address of the first subscriber device **106** through the set of hash functions. The traffic advertisement analyzer **134** may compare bit(s) in the Bloom filter corresponding to each of the set of bit positions to a particular value (e.g., a logical one value). If the bit(s) corresponding to the set of bit positions each have the particular value (e.g., the logical one value), the traffic advertisement analyzer **134** may determine that the first subscriber device **106** is identified (e.g., indicated) as a recipient of the data **122**. If one or more of the bit(s) corresponding to the set of bit positions do not have the particular value (e.g., one or more of the bit(s) has a logical zero value), the traffic advertisement analyzer **134** may determine that the first subscriber device **106** is not identified (e.g., indicated) as a recipient of the data **122**.

In a particular aspect, the traffic advertisement generator **130** may select whether the traffic advertisement **128** is to be generated to include a TIM, a MAC address indicator list, bits representing a bloom filter, or an ATIM. The selection may be based on determining whether a count of the recipients of the data **122** is less than a threshold, determining whether an AID has been assigned to at least one of the

42

recipients of the data **122**, or both. For example, the traffic advertisement generator **130** may generate the traffic advertisement **128** to include a MAC address indicator list in response to determining that a count of the recipients of the data **122** is less than a list threshold. Alternatively, the traffic advertisement generator **130** may generate the traffic advertisement **128** to include a bloom filter in response to determining that the count of the recipients of the data **122** is greater than or equal to the list threshold. As another example, the traffic advertisement generator **130** may generate the traffic advertisement **128** to include a TIM in response to determining that an AID has been assigned to at least one of the subscriber devices **106-110**.

The traffic advertisement generator **130** may generate the traffic advertisement **128** to include an ATIM in response to determining that none of the recipients of the data **122** have been assigned an AID and that the count of the recipients of the data **122** is less than a threshold. In some implementations, the traffic advertisement generator **130** may send a distinct traffic advertisement (e.g., the traffic advertisement **128**) to each of the recipients of the data **122** when the traffic advertisement includes an ATIM. For example, the traffic advertisement generator **130** may send a first traffic advertisement (e.g., the traffic advertisement **128**) including a first ATIM to the first subscriber device **106**, a second traffic advertisement (e.g., the traffic advertisement **128**) including a second ATIM to the second subscriber device **108**, a third traffic advertisement (e.g., the traffic advertisement **128**) including a third ATIM to the third subscriber device **110**, or a combination thereof. A subscriber device (e.g., the subscriber device **106-110**) may, in response to receiving the traffic advertisement **128** including an ATIM, send the ACK **138** to the provider device **104**. For example, the first subscriber device **106** may send the ACK **138** to the provider device **104** in response to receiving the first traffic advertisement (e.g., the traffic advertisement **128**), the second subscriber device **108** may send the ACK **138** to the provider device **104** in response to receiving the second traffic advertisement (e.g., the traffic advertisement **128**), and so on. In alternate implementations, the traffic advertisement generator **130** may send the same traffic advertisement (e.g., the traffic advertisement **128**) to each of the recipients of the data **122**. The traffic advertisement generator **130** may set a destination field of the ATIM to indicate a group address (e.g., an NDL group ID of an NDL group associated with the traffic advertisement **128** or another value that represents a subset of devices of the NDL group).

The trigger message **150** may include at least one of a power-save poll (PS-POLL) message, a quality of service null (QoS\_NULL) frame, the QoS\_NULL frame indicating a reverse direction grant (RDG), an ATIM, an action frame (e.g., a public action frame), or another frame. In a particular aspect, a first power-save poll (PS-POLL) message may operate as the trigger message **150**. For example, the traffic advertisement analyzer **134** may generate the first PS-POLL message in a similar manner to generation of a PS-POLL message in a traditional access point (AP) based wireless network. However, the traffic advertisement analyzer **134** may generate the first PS-POLL message as a broadcast message, as compared to a unicast PS-POLL message in the traditional AP based wireless network.

In a particular aspect, the trigger message **150** may be responsive to traffic advertisements (e.g., the traffic advertisement **128**) received from a plurality of devices. For example, the first subscriber device **106** may receive the traffic advertisement **128** from the provider device **104** and may receive a second traffic advertisement from a second

43

provider device. The trigger message **150** may be responsive to the traffic advertisement **128** and the second traffic advertisement. For example, the first PS-POLL message may operate as a data trigger for multiple devices (e.g., the provider device **104** and the second provider device). To illustrate, multiple electronic devices (e.g., the provider device **104** and the second provider device) may receive the first PS-POLL message and may send data to the first subscriber device **106** in response to receiving the first PS-POLL message. The trigger message **150** may include a multicast message or a unicast message.

In a particular aspect, the traffic advertisement analyzer **134** may set a portion (e.g., a third octet and a fourth octet) of the first PS-POLL message to a particular value (e.g., "0"s). The traffic advertisement analyzer **134** may transmit the first PS-POLL message via the first communication channel during the trigger slot, during a beginning portion of the first data transmission window, or during the first data transmission window.

The traffic advertisement generator **130** may receive the first PS-POLL message during the trigger slot, during the beginning portion of the first data transmission window, or during the first data transmission window. In response to receiving the first PS-POLL message, the traffic advertisement generator **130** may transmit the data **122** to the first subscriber device **106** via the first communication channel during the first data transmission window (or during the trigger slot, during the beginning portion of the first data transmission window, or during the first data transmission window).

In a particular aspect, a quality of service null (QoS\_NULL) frame may operate as trigger message **150**. For example, the traffic advertisement analyzer **134** may generate the QoS\_NULL frame. The QoS\_NULL frame may indicate a RDG from the provider device **104**. For example, value(s) of one or more bits in the QoS\_NULL frame may indicate the RDG. The RDG may be similar to a RDG in a physical protocol data unit (PPDU), in accordance with one or more wireless standards or protocols, but may be included in the QoS\_NULL frame instead of the PPDU. The RDG may authorize a recipient of the QoS\_NULL frame to use a transmit opportunity (tx\_op) of a sender of the QoS\_NULL frame to transmit data during a tx\_op of the sender. For example, the traffic advertisement analyzer **134** may generate a QoS\_NULL frame that indicates a RDG and may transmit the QoS\_NULL frame to the provider device **104** via the first communication channel during the trigger slot, during the beginning portion of the first data transmission window, or during the first data transmission window. The QoS\_NULL frame with the RDG may authorize the provider device **104** to send a frame of the data **122** to the first subscriber device **106** during a tx\_op of the first subscriber device **106**.

The traffic advertisement generator **130** may, in response to receiving the QoS\_NULL frame, transmit a frame of the data **122** to the first subscriber device **106** via the first communication channel during the tx\_op of the first subscriber device **106**. In this manner, the provider device **104** may not have to contend for the first communication channel prior to transmitting the frame of the data **122**. When the data **122** is a single frame, an entirety of the data **122** may be transmitted from the provider device **104** to the first subscriber device **106** in response to the QoS\_NULL frame. When the data **122** includes more than one frame, the traffic advertisement generator **130** may indicate, via one or more bits in the frame of the data **122**, that additional frames of the data **122** are to be transmitted. For example, the traffic

44

advertisement generator **130** may indicate that additional frames of the data **122** are to be transmitted via a more bit or an end-of-service-period (EOSP) bit.

In response to receiving the frame of the data **122** with an indication that additional frames of the data **122** are to be transmitted, the traffic advertisement analyzer **134** may contend for the first communication channel and, upon successful contention, the traffic advertisement analyzer **134** may transmit another QoS\_NULL frame with a RDG to the provider device **104** to cause the provider device **104** to transmit another frame of the data **122**. This process may be repeated until the traffic advertisement generator **130** has sent an entirety of the data **122** or until a termination of the first data transmission window.

In some aspects, the first subscriber device **106** may be indicated as a recipient of data from multiple other electronic devices. In these aspects, the traffic advertisement analyzer **134** may transmit a QoS\_NULL frame with a RDG to the multiple electronic devices and may receive data responsive to the QoS\_NULL frames from each of the multiple electronic devices. When the traffic advertisement analyzer **134** has received a data frame in response to each QoS\_NULL frame, and when the data frame does not indicate that more data is to be transmitted, the first subscriber device **106** may transition to the inactive mode for a remainder of the first data transmission window. When at least one data frame indicates that more data is to be transmitted to the first subscriber device **106**, the first subscriber device **106** may remain in the active operating mode and may continue to transmit QoS\_NULL frames with RDGs.

In some aspects, the provider device **104** may have data to send to multiple recipients. In these aspects, the traffic advertisement generator **130** may transmit a QoS\_NULL frame with a RDG to the multiple electronic devices and may receive data triggers (e.g., the trigger message **150**) responsive to the QoS\_NULL frames from each of the multiple electronic devices. When the traffic advertisement generator **130** has received a data trigger in response to each QoS\_NULL frame, the provider device **104** may transition to the inactive mode for a remainder of the trigger slot or a remainder of the beginning portion of the first data transmission window.

In a particular aspect, the first subscriber device **106** may operate as a provider (or forwarder) of the particular service. For example, a traffic advertisement generator of the first subscriber device **106** may forward the traffic advertisement **128** to electronic devices of the NAN **102** that are within a single hop count of the first subscriber device **106**. To illustrate, the traffic advertisement generator of the first subscriber device **106** may send the traffic advertisement **128** to the fifth subscriber device **114**. A traffic advertisement analyzer of the fifth subscriber device **114** may send an ACK to the first subscriber device **106** in response to the traffic advertisement **128**. The traffic advertisement analyzer of the fifth subscriber device **114** may send a data trigger (e.g., the trigger message **150**) to the first subscriber device **106**. The traffic advertisement generator of the first subscriber device **106** may send data (e.g., the data **122**) to the fifth subscriber device **114**. The fifth subscriber device **114** may thus receive data associated with the particular service provided by the provider device **104** even though the provider device **104** is not within a single hop of the fifth subscriber device **114**.

The system **100** may thus reduce power consumption at the device **104-114** of the NAN **102**. For example, the first subscriber device **106** may transition to the inactive mode (e.g., the sleep mode) during a remaining portion of a

transmission window based on a determination that no traffic advertisement indicating the first subscriber device **106** as a data recipient has been received during a paging window. As another example, the provider device **104** may transition to the inactive mode in response to determining that no ACK responsive to the traffic advertisement has been received during the paging window. As a further example, the provider device **104** may transition to the inactive mode during a remaining portion of the paging window in response to receiving a single ACK responsive to the traffic advertisement. Thus, the provider device **104**, the first subscriber device **106**, or both may conserve power while in the inactive mode, as compared to substantially continuously monitoring the communication channel for data transmissions.

Referring to FIG. 2, a diagram is shown and generally designated **200**. In a particular aspect, the diagram **200** may correspond to operation of a particular aspect of the system **100** of FIG. 1. The timing and operations shown in FIG. 2 are for illustration and are not limiting. In other aspects, additional or fewer operations may be performed and the timing may be different.

A paging window **212** associated with a particular logical channel of a data path group, as described with reference to FIG. 1, may begin at a paging begin time and may end at a paging end time. For example, the paging begin time may include a first time **204** and the paging end time may include a second time **206**. A trigger slot **214** associated with the particular logical channel may begin at approximately the second time **206** and may end at a third time **208**. In a particular aspect, the trigger slot **214** may correspond to a beginning portion of a data transmission window **218**. An ending portion of the data transmission window **218** may begin at approximately the third time **208** and may end at a fourth time **210**. The data transmission window **218** may begin at a data begin time and may end at a data end time. For example, the data begin time may include the second time **206** and the data end time may include the fourth time **210**. In a particular implementation, the data begin time may include the third time **208** and the data end time may include the fourth time **210**.

The traffic advertisement generator **130** of FIG. 1 may determine that the provider device **104** has data to send to multiple recipients (e.g., the subscriber devices **106-110**) during the data transmission window **218** or the ending portion of the data transmission window **218**, as described with reference to FIG. 1. During the paging window **212**, the provider device **104** (e.g., the traffic advertisement generator **130**) may send the traffic advertisement **128** to subscriber devices of the data path group during the paging window **212**. For example, the provider device **104** (e.g., the traffic advertisement generator **130**) may send the traffic advertisement **128** via a first communication channel corresponding to the particular logical channel, as described with reference to FIG. 1. Each of the subscriber devices **106-112** may receive the traffic advertisement **128**.

A particular subscriber device of the subscriber devices of the data path group may send an ACK in response to receiving the traffic advertisement **128**, as described with reference to FIG. 1. For example, the first subscriber device **106** (e.g., the traffic advertisement analyzer **134**) may send the ACK **138** during the paging window **212**. The ACK **138** may be responsive to the traffic advertisement **128**.

In a particular aspect, the provider device **104** (e.g., the traffic advertisement generator **130**) may determine, at the second time **206**, that the trigger slot **214** or that the data transmission window **218** has started in response to deter-

mining that at least one ACK (e.g., the ACK **138**) responsive to the traffic advertisement **128** has been received during the paging window **212**. For example, the provider device **104** may determine that the trigger slot **214** or that the data transmission window **218** has started in response to receiving an ACK (e.g., the ACK **138**) from a single subscriber device of the multiple subscriber devices (e.g., the subscriber devices **106-110**) without waiting to receive ACKs from the remaining subscriber devices (e.g., the subscriber devices **108-110**) of the multiple subscriber devices. The provider device **104** may, in response to receiving the ACK **138** from the first subscriber device **106**, determine that the remaining subscriber devices are likely to have received the traffic advertisement **128**. Alternatively, the provider device **104** may determine that the multiple subscriber devices (**106-110**) are unavailable or unreachable in response to determining that no ACKs responsive to the traffic advertisement **128** have been received during the first paging window.

Subscriber device **106-108** may send data triggers (e.g., the trigger message **150**) to the provider device **104** during the trigger slot **214**, during the beginning portion of the data transmission window **218**, or during the data transmission window **218**, as described with reference to FIG. 1. The third subscriber device **110** may refrain from sending the trigger message **150** in response to determining that the third subscriber device **110** is unavailable, as described with reference to FIG. 1. In a particular aspect, the provider device **104** (e.g., the traffic advertisement generator **130**) may determine that the trigger slot **214** has ended in response to determining that each expected data trigger has been received during the trigger slot **214**, as described with reference to FIG. 1. The expected data triggers may include data triggers from the multiple subscriber devices (e.g., the subscriber devices **106-110**). In a particular aspect, the expected data triggers may exclude a data trigger (e.g., the trigger message **150**) from an acknowledging subscriber device (e.g., the first subscriber device **106**).

The provider device **104** (e.g., the traffic advertisement generator **130**) may send data to a particular subscriber device in response to determining that a data trigger (e.g., the trigger message **150**) has been received from the particular subscriber device, as described with reference to FIG. 1. For example, the traffic advertisement generator **130** may send the data **122** to the first subscriber device **106** in response to determining that the trigger message **150** has been received from the first subscriber device **106**. As another example, the traffic advertisement generator **130** may send the data **122** to the second subscriber device **108** in response to determining that the trigger message **150** has been received from the second subscriber device **108**. The traffic advertisement generator **130** may refrain from sending the data **122** to the third subscriber device **110** in response to determining that no data triggers (e.g., the trigger message **150**) have been received from the third subscriber device **110**. In a particular aspect, the traffic advertisement generator **130** may determine that the data transmission window **218** has ended at the fourth time **210** in response to determining that the data **122** has been sent to each subscriber device from which a data trigger (e.g., the trigger message **150**) has been received.

In a particular aspect, the traffic advertisement generator **130** may send the data **122** to the acknowledging subscriber device (e.g., the first subscriber device **106**) independently of receiving the trigger message **150** from the acknowledging subscriber device. The traffic advertisement generator **130** may determine that the data transmission window **218**

47

has ended at the fourth time **210** in response to determining that the data **122** has been sent to the acknowledging subscriber device (e.g., the first subscriber device **106**) and each subscriber device from which a data trigger (e.g., the trigger message **150**) has been received. The traffic advertisement generator **130** may transition to an inactive mode in response to determining that the data transmission window **218** has expired.

In a particular aspect, the provider device **104** conserve resources at the end of the paging window **212** in response to determining that no ACKs responsive to the traffic advertisement **128** have been received during the paging window **212**. For example, the provide device **104** may not have received an ACK because subscriber devices are unavailable or there is a network connectivity problem. The provider device **104** may transition to an inactive mode, monitor another communication channel corresponding to another logical channel, or perform other tasks, as compared to using resources to monitor the first data communication channel during the trigger slot **214** or during the data transmission window **218**.

As another example, the provider device **104** may determine that the trigger slot **214** (or the data transmission window **218**) has started in response to determining that a single ACK (e.g., the ACK **138**) responsive to the traffic advertisement **128** has been received. The provider device **104** may not have to wait to receive ACKs from each available recipient of the data. A size of the paging window **212** may thus be reduced to accommodate the single ACK, as compared to accommodating multiple ACKs. A smaller paging window **212** may reduce resource consumption of one or more electronic devices of the data path group. For example, the one or more electronic devices may monitor the first communication channel during the paging window **212**. A smaller paging window may result in fewer resources of the one or more electronic devices being used to monitor the first communication channel.

FIGS. 1-6 illustrate various aspects and operations of a system that includes a NAN **102**. The aspects and operations shown in FIG. 1-6 are for illustration and are not limiting. In other aspects, one or more portions of the aspects and operations shown in FIGS. 1-6 may be combined.

Referring to FIG. 3, a particular aspect of a system **300** that includes the neighbor aware network (NAN) **102** is shown. The system **300** differs from the system **100** of FIG. 1 in that the provider device **104** may, prior to sending the traffic advertisement **128**, send a request-to-send (RTS) frame (e.g., an RTS frame **324**) via the transceiver **136** of the provider device **104** to a particular subscriber device (e.g., the subscriber device **106-110**) of the multiple subscriber devices. The traffic advertisement generator **130** may send the RTS frame **324** to reduce a likelihood of a frame collision when sending the traffic advertisement **128**.

The traffic advertisement generator **130** may send the RTS frame **324** via a first communication channel during a first paging window of a first transmission window. The first communication channel and the first transmission window may correspond to a first logical channel associated with a data path group. In a particular aspect, the first communication channel (e.g., the NAN communication channel) and the first transmission window may correspond to a basic channel of the data path group.

A traffic advertisement analyzer (e.g., the traffic advertisement analyzer **134**) of a particular subscriber device (e.g., the first subscriber device **106**) may receive the RTS frame **324**. The traffic advertisement analyzer **134** may send a clear-to-send (CTS) frame **326** via the first communication

48

channel during the first paging window in response to receiving the RTS frame **324**. The CTS frame **326** may indicate that a channel (e.g., the first communication channel) has been reserved (and will be collision-free) during an upcoming time period. Thus, the CTS frame **326** may indicate that the provider device **104** has permission to send data (e.g., the traffic advertisement **128**) during the upcoming time period. The traffic advertisement analyzer **134** may reserve the upcoming time period to receive the traffic advertisement **128** from the provider device **104**. In a particular aspect, the traffic advertisement analyzer **134** may transition the first subscriber device **106** to the inactive mode during a remaining portion of the first transmission window in response to determining that no RTS frames were received from a provider device (e.g., the provider device **104**) during the first paging window.

In a particular aspect, the traffic advertisement generator **130** may determine that no CTS frames have been received within a particular duration of sending the RTS frame **324**. The particular duration may be a default value or may be user defined. The traffic advertisement generator **130** may, in response to determining that no CTS frames have been received within the particular duration, determine that a first number of RTS frames (e.g., the RTS frame **324**) have been previously sent during the first paging window. The traffic advertisement generator **130** may, in response to determining that the first number satisfies an RTS threshold (e.g., 2), refrain from sending the traffic advertisement **128** during the first paging window. The RTS threshold may be a default value or may be user defined. The traffic advertisement generator **130** may transition to an inactive mode (e.g., a sleep mode) during a remaining portion of the first transmission window in response to determining that the first number satisfies the RTS threshold. Alternatively, the traffic advertisement generator **130** may, in response to determining that the first number fails to satisfy the RTS threshold, send a second RTS frame to a second subscriber device (e.g., the subscriber device **106-110**) of the multiple subscriber devices. For example, the traffic advertisement generator **130** may, at a first time, send the RTS frame **324** to the first subscriber device **106**. The traffic advertisement generator **130** may, in response to determining at a second time that no CTS frames responsive to the RTS frame **324** have been received from the first subscriber device **106** and that the first number fails to satisfy the RTS threshold, send a second RTS frame to the second subscriber device (e.g., the subscriber device **106-110**). A difference between the first time and the second time may be greater than or equal to a threshold (e.g., a short interframe space (SIFS) time). The traffic advertisement generator **130** may send the traffic advertisement **128** in response to receiving a CTS frame from the second subscriber device (e.g., the subscriber device **106-110**) that is responsive to the second RTS frame.

The traffic advertisement generator **130** may attempt to send the traffic advertisement **128** during a subsequent paging window. For example, the traffic advertisement generator **130** may send another RTS frame during the subsequent paging window. The subsequent paging window may correspond to the first logical channel, to another logical channel of the data path group, or to the basic channel. The traffic advertisement generator **130** may send the traffic advertisement **128** via the first communication channel during the first paging window. In a particular aspect, the traffic advertisement generator **130** may send the traffic advertisement **128** in response to receiving the CTS frame **326**. In a particular aspect, the traffic advertisement generator **130** may receive the CTS frame **326** from a particular



subscriber device, and the destination of the (e.g., unicast) traffic advertisement 128 may be the same as or distinct from the particular subscriber device. The provider device 104 may receive the ACK 138 responsive to the traffic advertisement 128 from an acknowledging subscriber device (e.g., the first subscriber device 106). The particular subscriber device may be the same as or distinct from the acknowledging device. For example, the provider device 104 may send the RTS frame 324 to the acknowledging subscriber device or to another subscriber device. A subscriber device that sends the CTS frame 326 responsive to the RTS frame 324 may be the same as or distinct from the acknowledging subscriber device that sends the ACK 138 responsive to the traffic advertisement 128.

In some implementations, the provider device 104 may receive the CTS frame 326 responsive to the RTS frame 324 from a particular subscriber device. The provider device 104 may send the traffic advertisement 128 in response to receiving the CTS frame 326. The provider device 104 may send the data 122 independently of receiving the ACK 138 responsive to the traffic advertisement 128, as further described with reference to FIG. 16.

The system 300 may thus enable the provider device 104 to reduce a likelihood of a frame collision when sending a traffic advertisement during a paging window. With a frame collision, the subscriber device may not receive the traffic advertisement and may not acknowledge the traffic advertisement. The provider device may, in response to determining that an ACK is not received, refrain from sending data during a corresponding data transmission window. The provider device may resend the traffic advertisement during a subsequent paging window. Without a frame collision, the subscriber device may receive the traffic advertisement and may acknowledge the traffic advertisement. The provider device may send data in response to receiving the acknowledgement. As a result, network resources may be conserved. For example, the data may be sent earlier and the provider device may perform other operations during the subsequent paging window.

Referring to FIG. 4, a diagram is shown and generally designated 400. In a particular aspect, the diagram 400 may correspond to operation of a particular aspect of the system 300 of FIG. 3. The timing and operations shown in FIG. 4 are for illustration and are not limiting. In other aspects, additional or fewer operations may be performed and the timing may be different.

The diagram 400 may differ from the diagram 200 of FIG. 2 in that during the paging window 212, the provider device 104 (e.g., the traffic advertisement generator 130 of FIG. 1) may send the RTS frame 324 to a particular subscriber device (e.g., the first subscriber device 106) of the data path group, as described with reference to FIG. 3. The first subscriber device 106 (e.g., the traffic advertisement analyzer 134 of FIG. 1) may send the CTS frame 326 to the provider device 104 during the paging window 212 in response to receiving the RTS frame 324, as described with reference to FIG. 3. The provider device 104 (e.g., the traffic advertisement generator 130) may send the traffic advertisement 128 in response to receiving the CTS frame 326.

The provider device 104 may conserve network resources by sending a traffic advertisement in response to receiving a CTS frame. For example, sending the traffic advertisement in response to receiving the CTS frame may reduce a likelihood of a frame collision when sending the traffic advertisement during a paging window. With a frame collision, the subscriber device may not receive the traffic advertisement and may not acknowledge the traffic adver-

tisement. The provider device may, in response to determining that an ACK is not received, refrain from sending data during a corresponding data transmission window. The provider device may resend the traffic advertisement during a subsequent paging window. Without a frame collision, the subscriber device may receive the traffic advertisement and may acknowledge the traffic advertisement. The provider device may send data in response to receiving the acknowledgement. As a result, network resources may be conserved. For example, the data may be sent earlier and the provider device may perform other operations during the subsequent paging window.

Referring to FIG. 5, a particular aspect of a system 500 that includes the neighbor aware network (NAN) 102 is shown. The system 500 differs from the system 100 of FIG. 1 in that the traffic advertisement generator 130 of the provider device 104 may send a trigger request 544 to one or more of the multiple subscriber devices (e.g., the subscriber device 106-110). For example, the traffic advertisement generator 130 may send the trigger request 544 via a first communication channel in response to determining that an ACK has been received from at least one subscriber device (e.g., the first subscriber device 106) of the multiple subscriber devices. The first communication channel may correspond to a logical channel or to a basic channel of a data path group. A first transmission window may be associated with the logical channel or the basic channel. The first transmission window may include a first paging window, a trigger slot, a first data transmission window, or a combination thereof, as described with reference to FIG. 1. The trigger request 544 may include a PS-POLL message, an ATIM, a request-to-send (RTS) frame, a QoS\_NULL frame, the QoS\_NULL frame indicating a RDG, an action frame (e.g., a public action frame), or another message. In some implementations, the trigger request 544 may include a QoS\_NULL frame indicating a RDG from the provider device 104.

The traffic advertisement generator 130 may send the trigger request 544 in response to determining that an ACK has been received from a single subscriber device of the multiple subscriber devices, that ACKs have been received from fewer than all of the multiple subscriber devices, or that an ACK has been received from each of the multiple subscriber devices during the first paging window. For example, the traffic advertisement generator 130 may send the trigger request 544 to each of the subscriber devices 106-110 in response to determining that the ACK 138 has been received from the first subscriber device 106 during the first paging window and that the provider device 104 has data to send to each of the subscriber devices 106-110. In some implementations, the traffic advertisement generator 130 may send the trigger request 544 independently of receiving the ACK 138.

The trigger request 544 may include a unicast message or a multicast message. In some implementations, the provider device 104 may send a distinct trigger request to each of the multiple subscriber devices. For example, the provider device 104 may send a first trigger request (e.g., the trigger request 544) to the first subscriber device 106. A destination field of the first trigger request may indicate an identifier (e.g., an address) of the first subscriber device 106. The provider device 104 may send a second trigger request (e.g., the trigger request 544) to the second subscriber device 108 with a destination field indicating an identifier (e.g., an address) of the second subscriber device 108, and so on. In alternate implementations, the provider device 104 may

51

send a multicast trigger request (e.g., the trigger request **544**) to the subscriber devices **106-110**.

In a particular aspect, the traffic advertisement generator **130** may refrain from sending a trigger request to an acknowledging subscriber device. For example, the traffic advertisement generator **130** may refrain from sending the trigger request **544** to the first subscriber device **106** in response to determining that the ACK **138** has been received from the first subscriber device **106** during the first paging window.

In a particular aspect, the traffic advertisement generator **130** may send the trigger request **544** to the subscriber device **106-110** in response to determining that no data triggers (e.g., the trigger message **150**) have been received from the subscriber device **106-110** during a beginning portion of a trigger slot or during an initial portion of the first data transmission window, that the subscriber device **106-110** is a data recipient, and that at least one ACK has been received from at least one subscriber device (e.g., the first subscriber device **106**) during the first paging window. In a particular aspect, the traffic advertisement generator **130** may send the trigger request **544** to a subscriber device (e.g., the first subscriber device **106**, the second subscriber device **108**, or the third subscriber device **110**) in response to determining that no data triggers have been received from the subscriber device during a beginning portion of the trigger slot or during an initial portion of the first data transmission window and that no ACK responsive to the traffic advertisement **128** has been received from the subscriber device during the first paging window. In a particular aspect, the trigger request **544**, the trigger message **150**, or both, may be exchanged during the trigger slot, during a beginning portion of the first data transmission window, during the first data transmission window, or a combination thereof.

As another example, the traffic advertisement generator **130** may determine that the trigger slot has ended and that the first data transmission window has started in response to determining that expected trigger requests (e.g., the trigger request **544**) have been sent during the trigger slot, that a first trigger request has been sent at a first trigger time, and that a particular duration has passed subsequent to the first trigger time. The expected trigger requests may correspond to trigger requests to each of the data recipients (e.g., the subscriber devices **106-110**). In a particular aspect, the expected trigger requests may exclude a trigger request to the acknowledging subscriber device (e.g., the first subscriber device **106**). The first trigger request may correspond to a most recently sent trigger request of the expected trigger requests.

The beginning portion (e.g., an acknowledgement window) of the data transmission window during which a trigger request (e.g., the trigger request **544**), a data trigger (e.g., the trigger message **150**), or both, may be exchanged may have a particular duration. The particular duration may be a default value or may be based on user input. In a particular aspect, the particular duration may be dynamically determined. For example, the traffic advertisement generator **130** may determine that the beginning portion of the first data transmission window has ended in response to determining that expected trigger requests have been sent during the beginning portion of the first data transmission window and that no data trigger responsive to the first trigger request has been received within a particular duration of sending the first trigger request. The first trigger request may correspond to a most recently sent trigger request of the expected trigger requests.

52

The subscriber device **106-110** may receive the trigger request **544** via the first communication channel. For example, the traffic advertisement analyzer **134** may receive the trigger request **544** via the first communication channel. The first subscriber device **106**, the second subscriber device **108**, or both, may send the trigger message **150** via the first communication channel in response to receiving the trigger request **544**. For example, the traffic advertisement analyzer **134** may send the trigger message **150** in response to receiving the trigger request **544**. The third subscriber device **110** may refrain from sending a data trigger (e.g., the trigger message **150**) responsive to the trigger request **544** based on determining that the third subscriber device **110** is unavailable during a portion of the first transmission window.

In a particular aspect, the traffic advertisement generator **130** may monitor the first communication channel during a particular duration subsequent to sending the trigger request **544** to a particular subscriber device. The traffic advertisement generator **130** may send a subsequent trigger request **544** via the first communication channel to another subscriber device in response to receiving the trigger message **150** via the first communication channel from the particular subscriber device or in response to determining that the particular duration has expired. For example, the traffic advertisement generator **130** may send the trigger request **544** via the first communication channel to the first subscriber device **106**. The traffic advertisement generator **130** may monitor the first communication channel subsequent to sending the trigger request **544** to the first subscriber device **106**. The traffic advertisement generator **130** may receive the trigger message **150** via the first communication channel from the first subscriber device **106**.

The traffic advertisement generator **130** may send the trigger request **544** via the first communication channel to the third subscriber device **110** in response to receiving the trigger message **150** from the first subscriber device **106**. The traffic advertisement generator **130** may determine that the trigger message **150** has not been received from the third subscriber device **110** within the particular duration of sending the trigger request **544** to the third subscriber device **110**. The traffic advertisement generator **130** may, in response to the determination, send the trigger request **544** via the first communication channel to the second subscriber device **108**. The traffic advertisement generator **130** may receive the trigger message **150** from the second subscriber device **108**. In a particular aspect, the first subscriber device **106** and the second subscriber device **108** may not have to contend for medium reservation to transmit the respective trigger messages **150** because the first subscriber device **106** may have transmitted the trigger message **150** to the provider device **104** prior to the second subscriber device **108** receiving the trigger request **544** from the provider device **104**.

In a particular aspect, a traffic advertisement analyzer (e.g., the traffic advertisement analyzer **134**) of a particular subscriber device (e.g., the subscriber device **106-110**) may transition to the inactive mode during a remaining portion of the first transmission window in response to determining that no trigger requests (e.g., the trigger request **544**) have been received from a provider device (e.g., the provider device **104**) during the trigger slot or during the beginning portion of the first data transmission window.

In a particular aspect, the traffic advertisement analyzer (e.g., the traffic advertisement analyzer **134**) of the particular subscriber device (e.g., the subscriber device **106-108**) may remain in the active mode during a remaining portion of the

53

first transmission window in response to determining that the trigger request **544** has been received from the provider device **104**.

The traffic advertisement generator **130** may send a first capabilities message to the subscriber device **106-108** prior to sending the data **122** to the subscriber device **106-108**, as described with reference to FIG. 1. In a particular aspect, the first capabilities message may correspond to the trigger request **544**.

In a particular aspect, a first power-save poll (PS-POLL) message may operate as the trigger request **544**. For example, the traffic advertisement generator **130** may generate the first PS-POLL message in a similar manner to generation of a PS-POLL message in a traditional access point (AP) based wireless network. However, the traffic advertisement generator **130** may generate the first PS-POLL message as a broadcast message, as compared to a unicast PS-POLL message in the traditional AP based wireless network. In a particular aspect, the first PS-POLL message may operate as a trigger request for multiple devices. For example, multiple electronic devices may receive the first PS-POLL message and may send data triggers to the provider device **104** in response to receiving the first PS-POLL message.

In a particular aspect, the traffic advertisement generator **130** may set a portion (e.g., a third octet and a fourth octet) of the first PS-POLL message to a particular value (e.g., "0"s). The traffic advertisement generator **130** may transmit the first PS-POLL message via the first communication channel during the trigger slot, during a beginning portion of the first data transmission window, or during the first data transmission window.

The traffic advertisement analyzer **134** may receive the first PS-POLL message during the trigger slot, during the beginning portion of the first data transmission window, or during the first data transmission window. In response to receiving the first PS-POLL message, the traffic advertisement analyzer **134** may transmit the trigger message **150** to the provider device **104** via the first communication channel during the first data transmission window (or during the trigger slot, during the beginning portion of the first data transmission window, or during the first data transmission window).

In a particular aspect, a quality of service null (QoS\_NULL) frame may operate as the trigger request **544**. For example, the traffic advertisement generator **130** may generate the QoS\_NULL frame. The QoS\_NULL frame may indicate a reverse direction grant (RDG) from the first subscriber device **106**. For example, the traffic advertisement generator **130** may generate a QoS\_NULL frame that indicates a RDG and may transmit the QoS\_NULL frame to the first subscriber device **106** via the first communication channel during the trigger slot, during the beginning portion of the first data transmission window, or during the first data transmission window. The QoS\_NULL frame with the RDG may authorize the first subscriber device **106** to send a frame of the trigger message **150** to the provider device **104** during a tx\_op of the provider device **104**.

The traffic advertisement analyzer **134** may, in response to receiving the QoS\_NULL frame, transmit a frame of the trigger message **150** to the provider device **104** via the first communication channel during the tx\_op of the provider device **104**. In this manner, the first subscriber device **106** may not have to contend for the first communication channel to transmit the frame of the trigger message **150**.

In a particular aspect, a NULL frame may correspond to the trigger request **544**. For example, the NULL frame may

54

include a preamble (e.g., a header) without a payload (e.g., data) portion. In a particular aspect, the NULL frame may be a QoS\_NULL frame, which may have a higher priority than other null frames. The traffic advertisement generator **130** may transmit the NULL frame to the first subscriber device **106** via the first communication channel during the trigger slot, during a beginning portion (e.g. an acknowledgement window) of the first data transmission window, or during the first data transmission window, to provoke the trigger message **150**. In a particular aspect, the traffic advertisement generator **130** may send the trigger request **544** during an ending portion of the trigger slot, an ending portion of the acknowledgement window, or an ending portion of the first data transmission window, in response to determining that the trigger message **150** has not been received during a beginning portion of the trigger slot, a beginning portion of the acknowledgement window, or the acknowledgement window.

The traffic advertisement analyzer **134** may, in response to receiving the trigger request **544** from the provider device **104**, contend for the first communication channel and, upon successful contention, may transmit the trigger message **150** to the provider device **104** via the first communication channel. In response to receiving the trigger message **150**, the traffic advertisement generator **130** may contend for the first communication channel and, upon successful contention, transmit the data **122** to the first subscriber device **106** via the first communication channel during the first data transmission window. In a particular aspect, an action frame (e.g., a public action frame) may be used as the trigger request **544**.

The system **500** may thus enable a provider device to conserve network resources. For example, the provider device may send a trigger request to prompt a trigger message from a subscriber device. If the trigger message is not received within a particular duration of sending the trigger request, the provider device may determine that the subscriber device is unavailable or unreachable. The provider device may transition to an inactive mode in response to determining that the trigger message is not received and may thus conserve network resources.

Referring to FIG. 6, a diagram is shown and generally designated **600**. In a particular aspect, the diagram **600** may correspond to operation of a particular aspect of the system **500** of FIG. 5. The timing and operations shown in FIG. 6 are for illustration and are not limiting. In other aspects, additional or fewer operations may be performed and the timing may be different.

The diagram **600** may differ from the diagram **200** of FIG. 2 in that the provider device **104** (e.g., the traffic advertisement generator **130**) may send expected trigger requests (e.g., the trigger request **544**) during the trigger slot **214**, during the beginning portion of the data transmission window **218**, or during the data transmission window **218**, as described with reference to FIG. 5. For example, the traffic advertisement generator **130** may send the trigger request **544** to each of the subscriber devices **106-110**. As another example, the traffic advertisement generator **130** may send the trigger request **544** to each of the subscriber devices **108-110**, and may refrain from sending the trigger request **544** to the first subscriber device **106** in response to determining that the ACK **138** has been received from the first subscriber device **106** during the paging window **212**, as described with reference to FIG. 5.

In a particular aspect, the traffic advertisement generator **130** may monitor the first communication channel for a particular duration subsequent to sending the trigger request

544 to a particular subscriber device. The traffic advertisement generator 130 may send a subsequent trigger request 544 to another subscriber device in response to receiving the trigger message 150 from the particular subscriber device or in response to determining that the particular duration has expired.

The provider device 104 (e.g., the traffic advertisement generator 130) may send the trigger request 544 to the first subscriber device 106. The first subscriber device 106 (e.g., the traffic advertisement analyzer 134) send the trigger message 150 to the provider device 104 in response to receiving the trigger request 544, as described with reference to FIG. 4. The provider device 104 (e.g., the traffic advertisement generator 130) may send the trigger request 544 to the second subscriber device 108, e.g., in response to receiving the trigger message 150 from the first subscriber device 106. The second subscriber device 108 may send the trigger message 150 to the provider device 104 in response to receiving the trigger request 544. The provider device 104 (e.g., the traffic advertisement generator 130) may send the trigger request 544 to the third subscriber device 110, e.g., in response to receiving the trigger message 150 from the second subscriber device 108. The third subscriber device 110 may refrain from sending the trigger message 150 in response to receiving the trigger request 544, as described with reference to FIG. 5.

In a particular aspect, the provider device 104 (e.g., the traffic advertisement generator 130) may determine that the trigger slot 214 has ended in response to determining that each of the expected trigger requests has been sent during the trigger slot 214 and that a data trigger has not been received within a particular duration of a most recently sent trigger request, as described with reference to FIG. 5. For example, the traffic advertisement generator 130 may determine, at the third time 208, that the trigger slot 214 has ended in response to determining that a data trigger (e.g., the trigger message 150) has not been received from the third subscriber device 110 within the particular duration of sending the trigger request 544 to the third subscriber device 110.

The provider device may send a trigger request to prompt a trigger message from a subscriber device. If the trigger message is not received within a particular duration of sending the trigger request, the provider device may determine that the subscriber device is unavailable or unreachable. The provider device may transition to an inactive mode in response to determining that the trigger message is not received and may thus conserve network resources.

Referring to FIG. 7, a timing diagram is shown and generally designated 700. In a particular aspect, the timing diagram 700 may correspond to operation of a particular aspect of one or more of the systems described herein. The timing and operations shown in FIG. 7 are for illustration and are not limiting. In other aspects, additional or fewer operations may be performed and the timing may be different.

The timing diagram 700 includes an overall timeline 706 corresponding to a NAN communication channel 702. As illustrated in the timing diagram 700, a discovery window 710 may correspond to the NAN communication channel 702. The discovery window 710 may be a time period (e.g., a discovery period) reserved for the device 104-114 to perform discovery operations and synchronization operations corresponding to the NAN 102.

The discovery window 710 may occur periodically. The discovery window 710 may begin at time t1 and may end at time t2. A subsequent discovery window 710 may begin at

time t5 and end at time t6. The discovery window 710 may have a particular discovery window duration (e.g., a period of time between time t1 and time t2 may be the same as a period of time between time t5 and time t6). The discovery window duration may be determined in accordance with a NAN standard or protocol. A time period (e.g., a period of time between time t2 and time t5) between consecutive discovery windows (e.g., the discovery window 710) may be referred to as a discovery interval 748. In a particular aspect, a duration of the discovery interval 748 may be 500 time units (TU) (e.g., approximately 512 ms), in accordance with a NAN standard or protocol. For example, each TU may correspond to 1024 microseconds ( $\mu$ s), as described in an IEEE 802.11-3212 specification.

During the discovery window 710, a service advertisement may be transmitted via the NAN communication channel 702. For example, the provider device 104 may transmit the service advertisement via the NAN communication channel 702 to advertise a service being provided by the provider device 104. The service advertisement may indicate the available logical channels and a provider MAC address, as described with reference to FIG. 1. The available logical channels may correspond to an NDL schedule. The NDL schedule may include one or more NDL time blocks (e.g., one or more transmission windows) that are periodically repeated in every discovery interval (e.g., the discovery interval 748). The subscriber device 106-112 may transmit a subscribe message via the NAN communication channel 702 in response to receiving the service advertisement, as described with reference to FIG. 1.

A basic channel 760 may correspond to a transmission window 740 of the NAN communication channel 702 that begins after an end of the discovery window 710 of the NAN communication channel 702. For example, the transmission window 740 may begin at t2 and may end at t4. A subsequent transmission window 740 may begin at t6 and may end at t8. A transmission offset 746 may correspond to a difference between an end of a data transmission window and a beginning of a next discovery window. For example, the transmission offset 746 may correspond to a difference between t5 and t4.

Each transmission window may include a paging window and a data transmission window. For example, the transmission window 740 may include the paging window 212 and the data transmission window 218. In a particular aspect, the transmission window 740 may include the paging window 212, the trigger slot 214 of FIG. 2, and an ending portion of the data transmission window 218 of FIG. 2.

The paging window 212 may begin at t2 and may end at t3. The data transmission window 218 may begin at t3 and may end at t4. The subsequent paging window 212 may begin at t6 and may end at t7. The subsequent data transmission window 218 may begin at t7 and may end at t8. A duration of a paging window, a duration of a data transmission window, a duration of a transmission window (e.g., 128 time units (TUs), 356 TUs, or 512 TUs), or a combination thereof, may be determined in accordance with a NAN standard or protocol.

During the paging window 212 of the basic channel 760, the traffic advertisement generator 130 of FIG. 1 may send the traffic advertisement 128 via the NAN communication channel 702, as described with reference to FIG. 1.

The traffic advertisement analyzer 134 of FIG. 1 may monitor the NAN communication channel 702 during the paging window 212. The traffic advertisement analyzer 134 may receive the traffic advertisement 128 via the NAN communication channel 702. The traffic advertisement ana-

57

lyzer 134 may send the ACK 138 of FIG. 1 via the NAN communication channel 702 to the provider device 104 during the paging window 212 in response to receiving the traffic advertisement 128, as described with reference to FIG. 1. The traffic advertisement analyzer 134 may monitor the NAN communication channel 702 during the data transmission window 218 in response to determining that the traffic advertisement 128 has been received during the corresponding paging window 212.

The traffic advertisement generator 130 may monitor the NAN communication channel 702 during the paging window 212. The traffic advertisement generator 130 may receive the ACK 138 via the NAN communication channel 702. The traffic advertisement generator 130 may monitor the NAN communication channel 702 during the data transmission window 218 in response to determining that the ACK 138 has been received during the corresponding paging window 212.

The traffic advertisement generator 130 may send the expected trigger requests via the NAN communication channel 702 during the data transmission window 218, as described with reference to FIGS. 5-6. For example, the traffic advertisement generator 130 may send the trigger request 544 via the NAN communication channel 702 to each of multiple recipients (e.g., the subscriber devices 106-110) of data to be sent by the provider device 104. In a particular aspect, the traffic advertisement generator 130 may refrain from sending the trigger request 544 to the first subscriber device 106 during the data transmission window 218 in response to determining that the ACK 138 has been received from the first subscriber device 106 during the corresponding paging window 212.

A particular subscriber device (e.g., the subscriber device 106-108) may send the trigger message 150 via the NAN communication channel 702 to the provider device 104 during the data transmission window 218, e.g., in response to receiving the trigger request 544, as described with reference to FIGS. 5-6. For example, the traffic advertisement analyzer 134 may send the trigger message 150 via the NAN communication channel 702 to the provider device 104 in response to receiving the trigger request 544 and determining that the first subscriber device 106 is available during a remaining portion of the data transmission window 218.

The traffic advertisement generator 130 may send the data 122 via the NAN communication channel 702 to the particular subscriber device (e.g., the subscriber device 106-108) during the data transmission window 218 in response to receiving the trigger message 150, as described with reference to FIGS. 1-2. In a particular aspect, the traffic advertisement generator 130 may send the data 122 via the NAN communication channel 702 to the first subscriber device 106 during the data transmission window 218 in response to determining that the ACK 138 has been received from the first subscriber device 106 during the paging window 212, e.g., regardless of whether the trigger message 150 has been received from the first subscriber device 106. The traffic advertisement analyzer 134 may receive the data 122 via the NAN communication channel 702 during the data transmission window 218, as described with reference to FIGS. 1-2.

In a particular aspect, the traffic advertisement generator 130 may transition to an inactive mode during the paging window 212 in response to determining that the provider device 104 has no data to send to subscriber devices in the corresponding data transmission window 218.

58

In a particular aspect, the traffic advertisement analyzer 134 may transition to an inactive mode during the data transmission window 218 in response to determining that no traffic advertisement has been received from a provider device (e.g., the provider device 104) during the paging window 212. In a particular aspect, the traffic advertisement generator 130 may transition to an inactive mode during the data transmission window 218 in response to determining that no ACK responsive to the traffic advertisement 128 has been received during the paging window 212.

In a particular aspect, the traffic advertisement analyzer 134 may transition to an inactive mode during a remaining portion of the data transmission window 218 in response to determining that no trigger request (e.g., the trigger request 544) has been received from the provider device 104 during a beginning portion of the data transmission window 218. In an alternate aspect, the traffic advertisement analyzer 134 may continue to monitor the NAN communication channel 702 during the remaining portion of the data transmission window 218 in response to determining that the ACK 138 has been sent to the provider device 104 during the paging window 212 (e.g., regardless of whether the trigger request 544 is received during the beginning portion of the data transmission window 218).

In a particular aspect, the traffic advertisement generator 130 may transition to an inactive mode during the remaining portion of the data transmission window 218 in response to determining that no data trigger (e.g., the trigger message 150) has been received from subscriber devices 106-110 during the beginning portion of the data transmission window 218. In a particular aspect, the device 104-112 may transition to an inactive mode while refraining from monitoring the NAN communication channel 702.

The device 104-112 may reduce power consumption by performing operations based on the timing windows illustrated in the timing diagram 700. For example, the device 104-112 may transition to an inactive mode in response to determining that there is no data to be sent, that no traffic advertisement has been received, that no ACK has been received, that no trigger request has been received, that no data trigger has been received, or a combination thereof.

Referring to FIG. 8, a timing diagram is shown and generally designated 800. In a particular aspect, the timing diagram 800 may correspond to operation of a particular aspect of the system 100 of FIG. 1. The timing and operations shown in FIG. 8 are for illustration and are not limiting. In other aspects, additional or fewer operations may be performed and the timing may be different.

The timing diagram 800 includes an overall timeline 806 corresponding to the NAN communication channel 702 and a first communication channel 802. During the discovery window 710, the service advertisement may be transmitted via the NAN communication channel 702. The service advertisement may indicate a supplemental channel 860. The supplemental channel 860 may correspond to the first communication channel 802 and a supplemental channel offset 850. For example, the provider device 104 may transmit the service advertisement via the NAN communication channel 702 to advertise a service being provided by the provider device 104. The service advertisement may indicate the available logical channels and the provider MAC address, as described with reference to FIG. 1. The available logical channels may include the supplemental channel 860. The subscriber device 106-112 may transmit the subscribe message via the NAN communication channel 702 in response to receiving the service advertisement, as described with reference to FIG. 1.

59

The supplemental channel (SC) **860** may correspond to a transmission window **840** of the first communication channel **802**. For example, the supplemental channel offset **850** may indicate that the transmission window **840** begins a period of time corresponding to the supplemental channel offset **850** after a beginning of a NAN discovery window. In a particular aspect, the supplemental channel **860** may correspond to a single offset (e.g., the supplemental channel offset **850**) indicating a single transmission window during each discovery interval. In an alternate aspect, the supplemental channel (SC) **860** may correspond to multiple offsets indicating multiple transmission windows during each discovery interval.

The transmission window **840** may begin subsequent to an end of the discovery window **710**. For example, the transmission window **840** may begin at time **t9** and may end at time **t11**. The time **t9** may occur a period of time after time **t1**, the period of time corresponding to the supplemental channel offset **850**. A subsequent transmission window **840** may begin subsequent to an end of the subsequent discovery window **710**. For example, the subsequent transmission window **840** may begin at time **t12** and may end at time **t14**. The time **t12** may occur a period of time after time **t5**, the period of time corresponding to the supplemental channel offset **850**.

Each transmission window of the supplemental channel **860** may include a paging window and a data transmission window. For example, the paging window **212** may correspond to a paging window of the supplemental channel **860** and the data transmission window **218** may correspond to a data transmission window of the supplemental channel **860**. The transmission window **840** may include the paging window **212** and the data transmission window **218**. In an alternate aspect, the trigger slot **214** may correspond to a trigger slot of the supplemental channel **860** and a second portion (e.g., an ending portion) of the data transmission window **218** may correspond to a data transmission window of the supplemental channel **860**.

The paging window **212** may begin at **t9** and may end at **t10**. The data transmission window **218** may begin at **t10** and may end at **t11**. The subsequent paging window **212** may begin at **t12** and may end at **t13**. The subsequent data transmission window **218** may begin at **t13** and may end at **t14**. A duration of a paging window, a duration of a data transmission window, or both, may be determined in accordance with a NAN standard or protocol.

The devices **104-112** may exchange the traffic advertisement **128**, the ACK **138**, the trigger request **544**, the trigger message **150**, the data **122**, or a combination thereof, via the NAN communication channel **702**, the first communication channel **802**, or both. For example, the devices **104-112** may exchange the traffic advertisement **128**, the ACK **138**, the trigger request **544**, the trigger message **150**, the data **122**, or a combination thereof, via the NAN communication channel **702**, as described with reference to FIG. 7.

As another example, the traffic advertisement generator **130** may send the traffic advertisement **128** via the first communication channel **802** during the paging window **212** of the supplemental channel **860**, as described with reference to FIG. 1. The traffic advertisement generator **130** (or the traffic advertisement analyzer **134**) may monitor the first communication channel **802** during the paging window **212** of the supplemental channel **860**. For example, the traffic advertisement analyzer **134** may receive the traffic advertisement **128** via the first communication channel **802** during the paging window **212**, as described with reference to FIG. 1. The traffic advertisement analyzer **134** may send the ACK

60

**138** via the first communication channel **802** during the paging window **212** in response to receiving the traffic advertisement **128**, as described with reference to FIG. 1.

The traffic advertisement analyzer **134** may monitor the first communication channel **802** during the data transmission window **218** of the supplemental channel **860** in response to determining that the traffic advertisement **128** has been received during the corresponding paging window **212**.

The traffic advertisement generator **130** may monitor the first communication channel **802** during the data transmission window **218** in response to determining that at least one ACK (e.g., the ACK **138**) responsive to the traffic advertisement **128** has been received during the corresponding paging window **212** of the first communication channel **802**, as described with reference to FIG. 1.

The traffic advertisement generator **130** may send the trigger request **544** via the first communication channel **802** during the data transmission window **218** to each of multiple recipients (e.g., the subscriber devices **106-110**) of data to be sent by the provider device **104**, as described with reference to FIG. 1. The traffic advertisement analyzer **134** may send the trigger message **150** via the first communication channel **802** during the data transmission window **218**, e.g., in response to receiving the trigger request **544**, as described with reference to FIG. 5-6.

The traffic advertisement generator **130** may send the data **122** via the first communication channel **802** during the data transmission window **218** to each subscriber device (e.g., the subscriber devices **106-108**) from which the traffic advertisement generator **130** received the trigger message **150**, as described with reference to FIG. 1. The traffic advertisement analyzer **134** may receive the data **122** via the first communication channel **802** during the data transmission window **218**, as described with reference to FIG. 1.

In a particular aspect, the traffic advertisement generator **130** may transition to an inactive mode during the paging window **212** in response to determining that the provider device **104** has no data to send to subscriber devices in the corresponding data transmission window **218**.

In a particular aspect, the traffic advertisement analyzer **134** may transition to an inactive mode during the data transmission window **218** in response to determining that no traffic advertisement has been received from a provider device (e.g., the provider device **104**) during the paging window **212**. In a particular aspect, the traffic advertisement generator **130** may transition to an inactive mode during the data transmission window **218** in response to determining that no ACK responsive to the traffic advertisement **128** has been received during the paging window **212**.

In a particular aspect, the traffic advertisement analyzer **134** may transition to an inactive mode during a remaining portion of the data transmission window **218** in response to determining that no trigger request (e.g., the trigger request **544**) has been received from the provider device **104** during a beginning portion of the data transmission window **218**. In an alternate aspect, the traffic advertisement analyzer **134** may continue to monitor the first communication channel **802** during the remaining portion of the data transmission window **218** in response to determining that the ACK **138** has been sent to the provider device **104** during the paging window **212** (e.g., regardless of whether the trigger request **544** is received during the beginning portion of the data transmission window **218**).

In a particular aspect, the traffic advertisement generator **130** may transition to an inactive mode during the remaining portion of the data transmission window **218** in response to

## 61

determining that no data trigger (e.g., the trigger message 150) has been received from subscriber devices 106-110 during the beginning portion of the data transmission window 218. In a particular aspect, the devices 104-112 may transition to an inactive mode while refraining from monitoring the first communication channel 802.

The devices 104-112 may reduce power consumption by performing operations based on the timing windows illustrated in the timing diagram 800. For example, the devices 104-112 may transition to an inactive mode in response to determining that there is no data to be sent, that no traffic advertisement has received, that no ACK has been received, that no trigger request has been received, that no data trigger has been received, or a combination thereof.

Referring to FIG. 9, a timing diagram is shown and generally designated 900. In a particular aspect, the timing diagram 900 may correspond to operation of a particular aspect of the system 100 of FIG. 1. The timing and operations shown in FIG. 9 are for illustration and are not limiting. In other aspects, additional or fewer operations may be performed and the timing may be different.

The timing diagram 900 illustrates relative timing of paging windows and transmission windows of the NAN communication channel 702, the first communication channel 802, a second communication channel 902, a third communication channel 932, and a fourth communication channel 934.

The traffic advertisement generator 130 may determine that the provider device 104 is available to provide a particular service via the available logical channels, as described with reference to FIG. 1. The available logical channels may include one or more of the supplemental channel 860, a supplemental channel 960, a supplemental channel 962, a supplemental channel 964, and a supplemental channel 966. In a particular aspect, the available logical channels may include more than five supplemental channels.

The supplemental channel 960 may correspond to a first supplemental channel offset (e.g., time t1 to time t15, time t5 to time t19), a second supplemental channel offset (e.g., time t1 to time t17, time t5 to time t21), and the second communication channel 902. The supplemental channel 960 may correspond to a transmission window corresponding to each supplemental channel offset during a particular discovery interval. For example, the supplemental channel 960 may, during a first discovery interval that begins at t2, correspond to a first transmission window beginning at the time t15 and ending at the time t16 and to a second transmission window beginning at the time t17 and ending at the time t18. As another example, the supplemental channel 960 may, during a second discovery interval that begins at t6, correspond to a first transmission window beginning at the time t19 and ending at the time t20 and to a second transmission window beginning at the time t21 and ending at the time t22.

The supplemental channel 962 may correspond to a supplemental channel offset (e.g., time t1 to time t23, time t5 to time t25), and the third communication channel 932. The supplemental channel 962 may correspond to a transmission window corresponding to the supplemental channel offset during a particular discovery interval. For example, the supplemental channel 962 may, during a first discovery interval that begins at t2, correspond to a transmission window beginning at the time t23 and ending at the time t24. As another example, the supplemental channel 962 may, during a second discovery interval that begins at t6, correspond to a transmission window beginning at the time t25 and ending at the time t26.

## 62

The supplemental channel 964 may correspond to a supplemental channel offset (e.g., time t1 to time t27, time t5 to time t31), and the fourth communication channel 934. The supplemental channel 964 may correspond to a transmission window corresponding to the supplemental channel offset during a particular discovery interval. For example, the supplemental channel 964 may, during a first discovery interval that begins at t2, correspond to a transmission window beginning at the time t27 and ending at the time t28. As another example, the supplemental channel 964 may, during a second discovery interval that begins at t6, correspond to a transmission window beginning at the time t31 and ending at the time t32.

The supplemental channel 966 may correspond to a supplemental channel offset (e.g., time t1 to time t29, time t5 to time t33), and the fourth communication channel 934. The supplemental channel 966 may correspond to a transmission window corresponding to the supplemental channel offset during a particular discovery interval. For example, the supplemental channel 966 may, during a first discovery interval that begins at t2, correspond to a transmission window beginning at the time t29 and ending at the time t30. As another example, the supplemental channel 966 may, during a second discovery interval that begins at t6, correspond to a transmission window beginning at the time t33 and ending at the time t34.

In a particular aspect, the traffic advertisement generator 130 may determine that the available logical channels include at least one supplemental channel (e.g., the supplemental channel 860, 960, 962, 964, or 966), as described with reference to FIG. 1. During the discovery window 710, the service advertisement may be transmitted via the NAN communication channel 702. For example, the provider device 104 (e.g., the traffic advertisement generator 130) may transmit the service advertisement via the NAN communication channel 702 to advertise availability of the particular service. The service advertisement may indicate the available logical channels and the provider MAC address, as described with reference to FIG. 1.

Each transmission window of the supplemental channels 860, 960, 962, 964, and 966 may include a paging window and a data transmission window. A duration of a paging window, a duration of a data transmission window, or both, may be determined in accordance with a NAN standard or protocol.

A paging window of the basic channel 760 (or a paging window of one or more of the available logical channels) may correspond to the paging window 212 of FIG. 2. A data transmission window of the basic channel 760 (or a data transmission window of one or more of the available logical channels) may correspond to the data transmission window 218 (or an ending portion of the data transmission window 218) of FIG. 2. In a particular aspect, a trigger slot of the basic channel 760 (or a trigger slot of one or more of the available logical channels) may correspond to the trigger slot 214 of FIG. 2.

The devices 104-112 may exchange the traffic advertisement 128, the ACK 138, the trigger request 544, the trigger message 150, the data 122, or a combination thereof, via the NAN communication channel 702, the first communication channel 802, the second communication channel 902, the third communication channel 932, the fourth communication channel 934, or a combination thereof.

Referring to FIG. 10A, a particular example of a device of the system of FIG. 1 is shown and generally designated 1002. The device 1002 may correspond to one or more

63

devices of the system 100 of FIG. 1. For example, the device 1002 may correspond to the device 104-114 of the system 100 of FIG. 1.

The device 1002 includes a control message generator 1030 (e.g., the traffic advertisement generator 130, the traffic advertisement analyzer 134, or both). The device 1002 includes the transceiver 136. The device 1002 includes multiple transmission queues (e.g., a first transmission queue 1010 and a second transmission queue 1012).

Various types of data may be associated with various access categories. For example, video data may be associated with a particular access category, and voice data may be associated with another access category. To illustrate, the data 122 may be associated with a first access category 1020. The first access category 1020 may correspond to video data, voice data, or background data.

A particular transmission queue may be associated with a particular access category. For example, the first transmission queue 1010 may be associated with the first access category 1020, and the second transmission queue 1012 may be associated with a second access category 1022.

During operation, the control message generator 1030 may generate a control message 1004 (the traffic advertisement 128, the trigger request 544, the ACK 138, or the trigger message 150). For example, the provider device 104 may generate the traffic advertisement 128, the trigger request 544, or both, as described with reference to FIG. 1. The control message 1004 (e.g., the traffic advertisement 128, the trigger request 544, or both) may indicate availability of the data 122. As another example, the first subscriber device 106 may receive the traffic advertisement 128 and may generate the ACK 138, the trigger message 150, or both, based on the traffic advertisement 128, as described with reference to FIG. 1.

The data 122 may be associated with the first access category 1020. For example, the data 122 (or a packet including the data 122) may indicate the first access category 1020. The control message 1004 may indicate that the control message 1004 corresponds to the first access category 1020, that the control message 1004 is associated with data (e.g., the data 122) that corresponds to the first access category 1020, or both. The control message generator 1030 may select a particular transmission queue from the first transmission queue 1010 and the second transmission queue 1012 based on an access category associated with the data 122, an access category associated with the control message 1004, or both. For example, the control message generator 1030 may select the first transmission queue 1010 in response to determining that the first transmission queue 1010 is associated with the first access category 1020 and that the first access category 1020 is associated with the data 122, the control message 1004, or both. The control message generator 1030 may add the control message 1004 to the selected transmission queue (e.g., the first transmission queue 1010).

In particular implementation, the control message 1004 may have a particular access category that is the same as or distinct from the first access category 1020. The control message generator 1030 may select a transmission queue (e.g., the first transmission queue 1010, the second transmission queue 1012, or another transmission queue) based on the particular access category (e.g., the first access category 1020, the second access category 1022, or another access category). The control message generator 1030 may add the control message 1004 to the selected transmission queue (e.g., the first transmission queue 1010, the second access category 1022, or another access category).

64

In a particular aspect, the control message generator 1030 may determine that the traffic advertisement 128, the trigger request 544, or both, correspond to the same access category (e.g., the first access category 1020) as the data 122. The control message generator 1030 may determine that the trigger message 150, the ACK 138, or both, correspond to the same access category (e.g., the first access category 1020) as the traffic advertisement 128. The control message generator 1030 may thus determine an access category of the trigger message 150, the ACK 138, or both, based on an access category of the traffic advertisement 128 independently of whether the traffic advertisement 128 explicitly indicates that the traffic advertisement 128 is associated with data (e.g., the data 122) having a particular access category. In a particular aspect, the control message generator 1030 may determine that the trigger message 150 corresponds to the same access category (e.g., the first access category 1020) as the trigger request 544. The control message generator 1030 may thus determine an access category of the trigger message 150 based on an access category of the trigger request 544 independently of whether the trigger request 544 explicitly indicates that the trigger request 544 is associated with data (e.g., the data 122) having a particular access category.

In a particular example, the first transmission queue 1010 may include the data 122. For example, the traffic advertisement generator 130 may, in response to determining that the data 122 and the first transmission queue 1010 corresponds to the same access category (e.g., the first access category 1020), add the data 122 to the first transmission queue 1010 during the data transmission window 218. The second transmission queue 1012 may include a message (msg) 1008. The message 1008 (e.g., a control message or a data packet) and the second transmission queue 1012 may be associated with the second access category 1022.

The first transmission queue 1010 and the second transmission queue 1012 may be processed in an order based on corresponding access categories. For example, the first access category 1020 may correspond to lower priority data than the second access category 1022. In this example, the first transmission queue 1010 may be processed subsequent to the second transmission queue 1012. For example, the message 1008 may be transmitted by the transceiver 136 prior to transmission of the control message 1004.

In a particular implementation, the control message generator 1030 may determine that transmission of the control message 1004 is to be delayed. For example, the control message generator 1030 may determine that transmission of the control message 1004 is to be delayed in response to determining that a transmission medium is busy. To illustrate, the control message generator 1030 may determine that the transmission medium is busy in response to receiving a particular indication from the transceiver 136. As another example, the control message generator 1030 may determine that the transmission of the control message 1004 is to be delayed in response to determining that the second transmission queue 1012 is to be processed prior to the first transmission queue 1010. To illustrate, the control message generator 1030 may determine that the second transmission queue 1012 is to be processed prior to the first transmission queue 1010 based on determining that the second access category 1022 has a higher priority than the first access category 1020 and that the second transmission queue 1012 includes the message 1008.

The control message generator 1030 may, in response to determining that transmission of the control message 1004 is to be delayed, determine a first delay based on an access



category (e.g., the first access category **1020**) associated with the selected transmission queue (e.g., the first transmission queue **1010**). For example, a delay mapping may indicate a corresponding delay associated with each access category. For example, the first delay corresponding to the first access category **1020** may have a first value, and a second delay corresponding to the second access category **1022** may have a second value. The first value may be greater than (or less than) the second value. The delay mapping may be accessible by the control message generator **1030**. The control message generator **1030** may determine the first delay corresponding to the first access category **1020** based on the delay mapping.

A plurality of access categories may be specified in a standard (e.g., Institute of Electrical and Electronics Engineers (IEEE) 802.11e standard). The plurality of access categories may include the first access category **1020**. The standard (e.g., the IEEE 802.11e standard) may specify a medium access scheme of transmitting data corresponding to the first access category **1020**. The plurality of access categories and the medium access scheme may be compliant with an IEEE 802.11e specification. The control message generator **1030** may determine the first delay based on the medium access scheme.

The control message generator **1030** may send the control message **1004**, via the transceiver **136**, upon expiration of a delay period, as described with reference to FIG. **10B**. The delay period may be based on the first delay, as described with reference to FIG. **10B**.

In a particular aspect, the control message generator **1030** may determine that a first paging window has expired prior to expiration of a first delay period and prior to sending the control message **1004**. For example, the first delay period may begin at a first time (e.g., 1:00:00 PM) and may be scheduled to end at a second time (e.g., 1:00:05 PM). The first delay period may correspond to the first delay (e.g., 5 seconds). The paging window may end at a paging window expiration time (e.g., 1:00:02 PM) that is subsequent to the first time (e.g., 1:00:00 PM) and prior to the second time (e.g., 1:00:05 PM). An unexpired portion of the first delay period may correspond to a time period (e.g., 3 seconds) between the paging window expiration time (e.g., 1:00:02 PM) and the second time (e.g., 1:00:05 PM). The control message generator **1030** may send the control message **1004** during a second paging window (e.g., the paging window **212** of FIG. **2**) upon expiration of a delay period. The paging window **212** may be subsequent to the first paging window. The delay period may be based on the unexpired portion of the first delay period. For example, a length (e.g., 3 seconds) of the delay period may correspond to a length of the unexpired portion of the first delay period.

Referring to FIG. **10B**, a timing diagram is shown and generally designated **1050**. The timing diagram **1050** may correspond to operation of a particular implementation or use case of the device **1002** of FIG. **10A**. The timing and operations shown in FIG. **10B** are for illustration and are not limiting. In other implementations or use cases, additional or fewer operations may be performed and the timing may be different. The timing diagram **1050** includes an overall timeline corresponding to a communication channel (e.g., the communication channel **702**, **802**, **902**, **932**, or **934**).

During operation, the control message generator **1030** may determine, at a time **t1**, that transmission of the control message **1004** is to be delayed, as described with reference to FIG. **10A**. For example, the control message generator **1030** may detect, at a time **t1**, that a transmission medium (e.g., the communication channel **702**, **802**, **902**, **932**, or

**934**) is busy. As another example, the control message generator **1030** may determine that the first transmission queue **1010** is to be processed subsequent to the second transmission queue **1012**, as described with reference to FIG. **10A**. In a particular example, the control message generator **1030** may determine during a window **1014** that transmission of the control message **1004** is to be delayed. For example, the control message generator **1030** may determine during (e.g., at a beginning of) the paging window **212** or the data transmission window **218** that the transmission of the control message **1004** is to be delayed.

The control message generator **1030** may determine a first delay **1042** based on the first access category **1020**, as described with reference to FIG. **10A**. The first delay **1042** (e.g., a CW value) may correspond to a contention window associated with the first access category **1020**. A delay period **1060** may begin at a time **t2** in response to detecting that a transmission medium is idle. In a particular example, the delay period **1060** may begin at the time **t2** in response to determining that the first transmission queue **1010** is a next transmission queue to be processed and that the transmission medium is idle. For example, the control message generator **1030** may determine that the first transmission queue **1010** is the next transmission queue to be processed in response to determining that the second transmission queue **1012** is empty or in response to determining that a time interval of processing the second transmission queue **1012** has expired.

The delay period **1060** may be based on the first delay **1042**. For example, the delay period **1060** may have a duration corresponding to a sum of an arbitration interframe spacing (AIFS) and the first delay **1042**. The delay period **1060** may expire in response to determining that the transmission medium remained idle from the time **t2** to a time **t4**. A first time interval from the time **t2** to a time **t3** may correspond to the AIFS. A second time interval from the time **t3** to the time **t4** may correspond to the first delay **1042**. The control message generator **1030** may transmit, from the time **t4** to a time **t5**, the control message **1004** upon expiration of the delay period **1060**. For example, the first subscriber device **106** may transmit, at the time **t4**, the ACK **138** or the trigger message **150** to the provider device **104**. As another example, the provider device **104** may transmit, at the time **t4**, the traffic advertisement **128** or the trigger request **544**. The window **1014** may end at a time **t6**.

In a particular implementation, the control message generator **1030** may determine the AIFS associated with the control message **1004** based on the first access category **1020**. For example, a first AIFS may be associated with the first access category **1020** and the control message **1004**, and a second AIFS may be associated with the second access category **1022** and the message **1008**. The first AIFS may be shorter (or longer) than the second AIFS.

When multiple messages (e.g., data packets or control messages) contend for a transmission medium, a control message associated with a higher priority access category may be transmitted prior to messages (e.g., control messages or data packets) associated with a lower priority access category because the higher priority access category is associated with a shorter delay. The control message generator **1030** may thus enable prioritized transmission of control messages based on corresponding access categories.

Referring to FIG. **11**, a particular aspect of a system is shown and generally designated **1100**. The system **1100** may include the NAN **102**.

The system **1100** differs from the system **100** of FIG. **1** in that a subscriber device (e.g., the first subscriber device **106**,

67

the second subscriber device **108**, or both) may, subsequent to receiving the traffic advertisement **128** from the provider device **104**, send an unavailable message **1102** (e.g., a pause message) to the provider device **104**. The unavailable message **1102** may indicate a pause in an NDL schedule. For example, the unavailable message **1102** may indicate that a subscriber device (e.g., the first subscriber device **106**, the second subscriber device **108**, or both) is unavailable to receive data associated with an NDL group corresponding to the traffic advertisement **128**. The unavailable message **1102** may indicate that the subscriber device (e.g., the first subscriber device **106**, the second subscriber device **108**, or both) is unavailable during at least a portion of an NDL schedule associated with the NDL group. The provider device **104** may refrain from sending data to the subscriber device (e.g., the first subscriber device **106**, the second subscriber device **108**, or both) in response to receiving the unavailable message **1102** from the subscriber device. For example, the provider device **104** may retain the data to send to the subscriber device (e.g., the first subscriber device **106**, the second subscriber device **108**, or both) in a subsequent transmission window. To illustrate, the provider device **104** may send a second traffic advertisement during a second transmission window that indicates that the provider device **104** has data to send to at least the subscriber device (e.g., the first subscriber device **106**, the second subscriber device **108**, or both). Data to be sent to the subscriber device (e.g., the first subscriber device **106**, the second subscriber device **108**, or both) during the second transmission window may include the retained data. The unavailable message **1102** may include a QoS\_NULL frame or another frame. For example, a particular bit (e.g., a power management bit) of a particular field (e.g., a frame control field) of a header (e.g., a MAC header) of a frame (e.g., the QoS\_NULL frame or another frame) may be set to a particular value (e.g., 1) to indicate that the frame corresponds to the unavailable message **1102**. To illustrate, a particular value (e.g., 1) of a power management bit of a frame control field of a MAC header of the unavailable message **1102** may indicate that the subscriber device (e.g., the first subscriber device **106**, the second subscriber device **108**, or both) is unavailable to receive data.

In a particular implementation, the provider device **104** may send the traffic advertisement **128** via a first communication channel during a first paging window of a first transmission window, as described with reference to FIG. 1. The traffic advertisement analyzer **134** of the first subscriber device **106** may send an available message (e.g., the ACK **138** or the trigger message **150**) in response to receiving the traffic advertisement **128**. For example, the traffic advertisement analyzer **134** of the first subscriber device **106** may, in response to receiving the traffic advertisement **128**, send the ACK **138** via the first communication channel to the provider device **104** during the first paging window. Alternatively, or in addition, the traffic advertisement analyzer **134** of the first subscriber device **106** may send the trigger message **150** via a second communication channel to the provider device **104** during a first data transmission window of the first transmission window.

The traffic advertisement analyzer **134** of the first subscriber device **106** may send the trigger message **150** in response to determining that the first subscriber device **106** is available to communicate, via the second communication channel, with the provider device **104**. Subsequently, the traffic advertisement analyzer **134** of the first subscriber device **106** may determine that the first subscriber device **106** is unavailable to receive data via the second commu-

68

nication channel from the provider device **104** during a remaining portion of the first data transmission window. In a particular implementation the traffic advertisement analyzer **134** of the first subscriber device **106** may receive the data **122** via the second communication channel from the provider device **104** during the first data transmission window and may determine that the first subscriber device **106** is unavailable to receive additional data via the second communication channel from the provider device **104** during a remaining portion of the first data transmission window.

The first subscriber device **106** may be unavailable to receive data for various reasons. For example, the first subscriber device **106** may be unavailable to receive data because the first subscriber device **106** may be transitioning to an inactive operating mode. As another example, the first subscriber device **106** may be unavailable to receive data because the first subscriber device **106** may be scheduled to monitor another communication channel during the remaining portion of the first data transmission window. As a further example, the first subscriber device **106** may be unavailable to receive data because the first subscriber device **106** may be performing operations (e.g., a channel scan) related to another network (e.g., an Infra-based network).

The traffic advertisement analyzer **134** of the first subscriber device **106** may generate the unavailable message **1102** in response to determining that the first subscriber device **106** is unavailable to receive data via the second communication channel from the provider device **104** during the remaining portion of the first data transmission window. The first subscriber device **106** may send the unavailable message **1102** via the second communication channel to the provider device **104** during the first data transmission window. In a particular aspect, the first subscriber device **106** may transition to an inactive mode during a remaining portion of the first data transmission window subsequent to sending the unavailable message **1102**. For example, the first subscriber device **106** may transition to the inactive mode in response to determining that the traffic advertisement analyzer **134** is not scheduled to monitor any communication channels during the remaining portion of the first data transmission window.

The provider device **104** may refrain from sending data (e.g., the data **122**) via the second communication channel to the first subscriber device **106** during a remaining portion of the first data transmission window in response to receiving the unavailable message **1102** from the first subscriber device **106**. The provider device **104** may identify a set of available subscriber devices in response to receiving the unavailable message **1102**. The provider device **104** may transition to an inactive mode (e.g., refrain from monitoring the second communication channel, transition to a low-power operating mode, perform actions related to another network, or a combination thereof) during a remaining portion of the first data transmission window in response to determining that there is no data to send to the set of available subscriber devices during the remaining portion of the first data transmission window.

The system **1100** may thus enable a subscriber device to use an unavailable message to inform a provider device when the subscriber device becomes unavailable to receive data. The provider device may conserve resources (e.g., network usage, power, or both) by refraining from sending data to the subscriber device, transitioning to an inactive mode (e.g., transitioning to a low-power operating mode, refraining from monitoring a communication channel, per-

69

forming actions related to another network), or both, in response to receiving the unavailable message from the subscriber device.

Referring to FIG. 12, a diagram is shown and generally designated 1200. In a particular aspect, the diagram 1200 may correspond to operation of a particular aspect of the system 1100 of FIG. 11. The timing and operations shown in FIG. 12 are for illustration and are not limiting. In other aspects, additional or fewer operations may be performed and the timing may be different.

The diagram 1200 may differ from the diagram 200 of FIG. 2 in that during the data transmission window 218 (or an ending portion of the data transmission window 218), one or more subscriber devices may send the unavailable message 1102 to the provider device 104, as described with reference to FIG. 11. For example, the first subscriber device 106 (e.g., the traffic advertisement analyzer 134 of FIG. 1) may send the unavailable message 1102 subsequent to receiving the data 122 during the data transmission window 218. The provider device 104 may, in response to receiving the unavailable message 1102 from the first subscriber device 106, refrain from sending additional data to the first subscriber device 106 during the data transmission window 218. To illustrate, the provider device 104 may retain the additional data in response to receiving the unavailable message 1102. The provider device 104 may send the retained data to the first subscriber device 106 during a subsequent transmission window. As another example, the second subscriber device 108 may send the unavailable message 1102 to the provider device 104 during the data transmission window 218 without having previously received any data from the provider device 104 during the data transmission window 218. The provider device 104 may, in response to receiving the unavailable message 1102 during the data transmission window 218, refrain from sending data to the second subscriber device 108 during the data transmission window 218. In a particular implementation, the provider device 104 may, in response to receiving the unavailable message 1102, retain the data to be sent to the second subscriber device 108. For example, the provider device 104 may store the data in a memory. The provider device 104 may send the retained data to the second subscriber device 108 during a subsequent transmission window.

The provider device 104 may conserve network resources by refraining from sending data to a subscriber device during a data transmission window in response to receiving an unavailable message from the subscriber device. The provider device 104 may transition to an inactive mode (e.g., transition to a low-power operating mode or perform other operations during a remaining portion of the data transmission window).

Referring to FIG. 13, a particular aspect of a system is shown and generally designated 1300. The system 1300 may include the NAN 102.

The system 1300 differs from the system 100 of FIG. 1 in that a subscriber device (e.g., the first subscriber device 106, the second subscriber device 108, or both) may, subsequent to receiving the traffic advertisement 128 from the provider device 104, send a limited availability message 1302 to the provider device 104. The provider device 104 may prioritize sending data to the subscriber device (e.g., the first subscriber device 106, the second subscriber device 108, or both) in response to receiving the limited availability message 1302 from the subscriber device.

In a particular implementation, the provider device 104 may send the traffic advertisement 128 via a first commu-

70

nication channel during a first paging window of a first transmission window, as described with reference to FIG. 1. The traffic advertisement analyzer 134 of the first subscriber device 106 may, in response to receiving the traffic advertisement 128, send the ACK 138 via the first communication channel to the provider device 104 during the first paging window. Alternatively, or in addition, the traffic advertisement analyzer 134 of the first subscriber device 106 may send the trigger message 150 via a second communication channel to the provider device 104 during a first data transmission window of the first transmission window.

The traffic advertisement analyzer 134 may determine that the first subscriber device 106 is expected to be partially available during the first data transmission window. For example, the first subscriber device 106 may be scheduled to transition to an inactive mode (e.g., monitor another communication channel, to transition to a low-power operating mode, or both) during at least a portion of the first data transmission window. The traffic advertisement analyzer 134 may generate the limited availability message 1302 in response to determining that the first subscriber device 106 is expected to be partially available during the first data transmission window. In a particular implementation, the limited availability message 1302 may correspond to (e.g., include) the ACK 138, the trigger message 150, or both. For example, the ACK 138, the trigger message 150, or both, sent by the first subscriber device 106 may include information indicating that the first subscriber device 106 is partially available during the first data transmission window. The traffic advertisement analyzer 134 may send the limited availability message 1302 via the first communication channel (or the second communication channel) to the provider device 104 during the first paging window (or the first data transmission window).

In a particular implementation, the traffic advertisement analyzer 134 may send the limited availability message 1302 prior to the first paging window. For example, the traffic advertisement analyzer 134 may send the limited availability message 1302 during NDL setup or NDL schedule negotiation. The traffic advertisement generator 130 may receive the limited availability message 1302 prior to the first paging window. For example, the traffic advertisement generator 130 may receive the limited availability message 1302 during NDL setup or NDL schedule negotiation. The provider device 104 may prioritize sending the data 122 to the first subscriber device 106 during each transmission window (e.g., the transmission window 740 of FIG. 7) in which the provider device 104 receives the trigger message 150, the ACK 138, or both, from the first subscriber device 106.

The traffic advertisement generator 130 of the provider device 104 may prioritize sending data to the first subscriber device 106 in response to receiving the limited availability message 1302 from the first subscriber device 106. For example, the traffic advertisement generator 130 may receive the limited availability message 1302 from the first subscriber device 106 and may receive an available message (e.g., the ACK 138 or the trigger message 150) from the second subscriber device 108. The traffic advertisement generator 130 may, responsive to the limited availability message 1302, send first data (e.g., the data 122) to the first subscriber device 106. The traffic advertisement generator 130 may, responsive to the available message (e.g., the ACK 138 or the trigger message 150), send second data (e.g., the data 122) to the second subscriber device 108. The traffic advertisement generator 130 may, based on determining that the limited availability message 1302 has been received from the first subscriber device 106, send the first data (e.g.,

71

the data 122) to the first subscriber device 106 prior to sending the second data (e.g., the data 122) to the second subscriber device 108.

The system 1300 may thus enable a subscriber device to use a partially available message to inform a provider device that the subscriber device is expected to be unavailable during at least a portion of a data transmission window. The provider device may prioritize sending data to the subscriber device in response to receiving the partially available message from the subscriber device to increase a likelihood of the subscriber device receiving the data.

Referring to FIG. 14, a diagram is shown and generally designated 1400. In a particular aspect, the diagram 1400 may correspond to operation of a particular aspect of the system 1300 of FIG. 13. The timing and operations shown in FIG. 14 are for illustration and are not limiting. In other aspects, additional or fewer operations may be performed and the timing may be different.

The diagram 1400 may differ from the diagram 200 of FIG. 2 in that during the paging window 212, the data transmission window 218, or both, one or more subscriber devices may send the limited availability message 1302 to the provider device 104, as described with reference to FIG. 13. For example, the first subscriber device 106 (e.g., the traffic advertisement analyzer 134 of FIG. 1) may send the limited availability message 1302 subsequent to receiving the traffic advertisement 128. In a particular implementation, the ACK 138, the trigger message 150, or both, sent by the first subscriber device 106 may include the limited availability message 1302.

The provider device 104 may, in response to receiving the limited availability message 1302 from the first subscriber device 106, prioritize sending data (e.g., the data 122) to the first subscriber device 106 during the data transmission window 218. For example, the provider device 104 (e.g., the traffic advertisement generator 130 of FIG. 1) may determine at a first time during the data transmission window 218 that the limited availability message 1302 has been received from the first subscriber device 106 and that a partially available message has not been received from the second subscriber device 108 subsequent to sending the traffic advertisement 128 during the paging window 212 and prior to the first time. The provider device 104 (e.g., the traffic advertisement generator 130 may, in response to the determination, send first data (e.g., the data 122) to the first subscriber device 106 prior to sending second data (e.g., the data 122) to the second subscriber device 108 during the data transmission window 218.

The provider device 104 may prioritize sending data to the subscriber device during a data transmission window in response to receiving the partially available message from the subscriber device. As a result, a likelihood of the subscriber device receiving the data during the data transmission window may be increased.

Referring to FIG. 15, a particular aspect of a system is shown and generally designated 1500. The system 1500 may include one or more electronic devices.

The system 1500 differs from the system 100 of FIG. 1 in that the provider device 104 may not receive the ACK 138 responsive to the traffic advertisement 128. The traffic advertisement generator 130 may monitor a communication channel for the trigger message 150 irrespective of whether the ACK 138 is received. The traffic advertisement generator 130 may send the data 122 in response to receiving the trigger message 150. In a particular implementation, the traffic advertisement generator 130 may send the trigger request 544 to one or more subscriber devices (e.g., the

72

subscriber devices 106, 108, and 110), as described with reference to FIG. 5, irrespective of whether the ACK 138 is received.

In a particular implementation, the provider device 104 may send the traffic advertisement 128 via a first communication channel during a first paging window of a first transmission window, as described with reference to FIG. 1. The traffic advertisement generator 130 may not receive an ACK (e.g., the ACK 138) responsive to the traffic advertisement 128 during the first paging window. For example, the traffic advertisement 128 may not have been received by any subscriber devices (e.g., due to packet loss or delay) during the first paging window and the ACK 138 may not have been sent. As another example, the ACK 138 may have been sent by at least one of the subscriber devices 106-112 in response to receiving the traffic advertisement 128 and the ACK 138 may not have reached the provider device 104 during the first paging window due to packet loss or delay.

The traffic advertisement generator 130 of the provider device 104 may monitor a second communication channel during a first portion (e.g., a trigger slot) of a first data transmission window of the first transmission window irrespective of receiving the ACK 138 during the first paging window. The traffic advertisement generator 130 may send the data 122 to a subscriber device (e.g., the first subscriber device 106 or the second subscriber device 108) during the first data transmission window in response to determining that the trigger message 150 has been received from the subscriber device during the first portion of the data transmission window.

The system 1500 may thus enable a provide device to increase a likelihood of sending data to a subscriber device. For example, the provider device monitor a communication channel for a trigger message from a subscriber device during a first portion of a first data transmission window irrespective of whether an ACK responsive to a traffic advertisement has been received by the provider device during a first paging window. The provider device may send data to a subscriber device in response to determining that a trigger message has been received from the subscriber device during the first portion of the data transmission window.

Referring to FIG. 16, a diagram is shown and generally designated 1600. In a particular aspect, the diagram 1600 may correspond to operation of a particular aspect of the system 1500 of FIG. 15. The timing and operations shown in FIG. 16 are for illustration and are not limiting. In other aspects, additional or fewer operations may be performed and the timing may be different.

The diagram 1600 may differ from the diagram 200 of FIG. 2 in that the provider device 104 may not receive an ACK (e.g., the ACK 138) responsive to the traffic advertisement 128 during the paging window 212, as described with reference to FIG. 15. The provider device 104 may monitor a communication channel during a first portion (e.g., the trigger slot 214) of the data transmission window 218 irrespective of whether an ACK (e.g., the ACK 138) responsive to the traffic advertisement 128 is received during the paging window 212.

The provider device 104 may receive the trigger message 150 from a subscriber device (e.g., the first subscriber device 106, the second subscriber device 108, or both) during the trigger slot 214. The provider device 104 may send the data 122 to the subscriber device (e.g., the first subscriber device 106, the second subscriber device 108, or both) during the data transmission window 218 (or an ending portion of the

73

data transmission window 218) in response to receiving the trigger message 150 from the subscriber device during the trigger slot 214.

In a particular implementation, the traffic advertisement 128 may indicate that a particular subscriber device (e.g., the first subscriber device 106) is an acknowledging subscriber device that is to send an ACK (e.g., the ACK 138) responsive to the traffic advertisement 128. Another subscriber device (e.g., the second subscriber device 108) may receive the traffic advertisement 128 and may not send an ACK in response to determining that the traffic advertisement 128 indicates that the first subscriber device 106 is the acknowledging subscriber device. The first subscriber device 106 may not receive the traffic advertisement 128 and may not send the ACK 138 to the provider device 104. The second subscriber device 108 (e.g., a non-acknowledging subscriber device) may send the trigger message 150 during the trigger slot 214 irrespective of detecting an ACK (e.g., the ACK 138) from the first subscriber device 106 to the provider device 104 during the paging window 212. The provider device 104 may monitor a communication channel during the trigger slot 214 irrespective of receiving the ACK 138 during the paging window 212 and may receive the trigger message 150, via the communication channel, from the second subscriber device 108 during the trigger slot 214. The provider device 104 may send the data 122 to the second subscriber device 108 in response to receiving the trigger message 150. The second subscriber device 108 may receive the data 122 during the data transmission window 218 (or an ending portion of the data transmission window 218). Monitoring the communication channel during the trigger slot 214 may enable the provider device 104 to receive trigger messages (e.g., the trigger message 150) from non-acknowledging subscriber devices that have received the traffic advertisement 128 during the paging window 212.

The provider device 104 may thus provide data 122 to a subscriber device that is not indicated as an acknowledging subscriber device in the traffic advertisement 128 irrespective of whether the provider device 104 receives the ACK 138 from the acknowledging subscriber device during the paging window 212.

Referring to FIG. 17, a particular aspect of a system is shown and generally designated 1700. The system 1700 may include one or more electronic devices.

The system 1700 differs from the system 1500 of FIG. 15 in that the provider device 104 may not receive the ACK 138 responsive to the traffic advertisement 128. The traffic advertisement generator 130 may monitor a communication channel for the trigger message 150 irrespective of whether the ACK 138 is received. The traffic advertisement generator 130 may refrain from sending data (e.g., the data 122) in response to determining that no trigger messages (e.g., the trigger message 150) have been received.

In a particular implementation, the provider device 104 may send the traffic advertisement 128 via a first communication channel during a first paging window of a first transmission window, as described with reference to FIG. 1. The traffic advertisement generator 130 may not receive an ACK (e.g., the ACK 138) responsive to the traffic advertisement 128 during the first paging window. The traffic advertisement generator 130 of the provider device 104 may monitor a second communication channel during a first portion (e.g., a trigger slot) of a first data transmission window of the first transmission window irrespective of receiving the ACK 138 during the first paging window. The provider device 104 may transition to an inactive mode (e.g., transition to a low-power operating mode, monitor another

74

communication channel, or perform other operations) during a remaining portion of the first data transmission window in response to determining that no ACK responsive to the traffic advertisement 128 has been received during the first paging window and that no trigger message has been received during the first portion of the first data transmission window.

The system 1700 may thus enable a provide device to reduce resource usage. For example, the provider device may monitor a communication channel for a trigger message from a subscriber device during a first portion of a first data transmission window irrespective of whether an ACK responsive to a traffic advertisement has been received by the provider device during a first paging window. The provider device may conserve resources (e.g., power) during a remaining portion of the first data transmission window in response to determining that no ACK has been received during the first paging window and that no trigger message has been received during the first portion of the data transmission window.

Referring to FIG. 18, a diagram is shown and generally designated 1800. In a particular aspect, the diagram 1800 may correspond to operation of a particular aspect of the system 1700 of FIG. 17. The timing and operations shown in FIG. 18 are for illustration and are not limiting. In other aspects, additional or fewer operations may be performed and the timing may be different.

The diagram 1800 may differ from the diagram 200 of FIG. 2 in that the provider device 104 may not receive an ACK (e.g., the ACK 138) responsive to the traffic advertisement 128 during the paging window 212, as described with reference to FIG. 17. The provider device 104 may monitor a communication channel during a first portion (e.g., the trigger slot 214) of the data transmission window 218 irrespective of whether an ACK (e.g., the ACK 138) responsive to the traffic advertisement 128 is received during the paging window 212. The provider device 104 may transition to an inactive mode (e.g., transition to a low-power operating mode, refrain from monitoring the communication channel, refrain from sending the data 122 of FIG. 1, or perform other operations) during a remaining portion (e.g., an ending portion) of the data transmission window 218 in response to determining that no trigger message (e.g., the trigger message 150 of FIG. 1) has been received during the trigger slot 214. The provider device 104 may conserve resources (e.g., network usage, power, or both) by refraining from sending data (e.g., the data 122) during the data transmission window 218 in response to determining that no ACK (e.g., the ACK 138) responsive to the traffic advertisement 128 has been received during the paging window 212 and that no trigger message (e.g., the trigger message 150 of FIG. 1) has been received during the trigger slot 214.

FIGS. 1-6 and 11-18 illustrate systems and methods where the provider device 104 may send the data 122 in response to the ACK 138, the trigger message 150, or both. FIGS. 19-20 and 27-28 illustrate systems and methods where the provider device 104 may send the data 122 without receiving the ACK 138, the trigger message 150, or both. A transmission window corresponding to one or more of the systems and methods of FIGS. 19-20 and 27-28 may exclude a dedicated paging window. For example, the entire transmission window may be available to the provider device 104 to transmit a traffic message, data, or a combination thereof, as described herein. In an alternate aspect, the transmission window may include a paging window. The traffic message may include a traffic advertisement, a traffic

75

page, or both. The traffic advertisement may indicate availability of data to be sent by the provider device **104** to one or more data recipient devices. A traffic page may indicate that the provider device **104** will not be sending data to one or more non-recipient devices during a transmission window.

Referring to FIG. **19**, a system is disclosed and generally designated **1900**. The system **1900** may include one or more electronic devices.

The system **1900** differs from the system **100** of FIG. **1** in that the provider device **104** may send the data **122** to the first subscriber device **106**, the second subscriber device **108**, or both, independently of receiving the ACK **138**, the trigger message **150**, or both.

The traffic advertisement generator **130** may send a traffic message **1930** via a first communication channel during a first communication window. The communication window may include a discovery window, a transmission window, a paging window, or a data transmission window. Alternatively, or in addition, the communication window may correspond to at least a portion of an NDL time block (e.g., an initial portion of the NDL time block). The traffic message **1930** may include the traffic advertisement **128**, a traffic page **1932**, or both. The traffic advertisement **128** may indicate availability of data to be sent by the provider device **104** to one or more data recipients (e.g., the subscriber devices **106**, **108**, and **110**), as described with reference to FIG. **1**. The traffic page **1932** may indicate that the provider device **104** will not send data to one or more non-recipient devices (e.g., the fourth subscriber device **112**).

The traffic page **1932** may include an address indicators list (e.g., a MAC address indicator list), a bloom filter, an ATIM, or a TIM representing the non-recipient devices. For example, an address indicator of the MAC address indicator list may include at least a portion of a MAC address of a corresponding non-recipient device, a hash value based on the MAC address, or another value based on the MAC address. A destination field of the ATIM may include a group address indicating the non-recipient devices. The TIM may include a bitmap indicating the non-recipient devices. For example, the provider device **104** and a non-recipient device (e.g., the fourth subscriber device **112**) may perform an association process. During the association process, the fourth subscriber device **112** may receive an AID from the provider device **104**. A particular bit of the bitmap may correspond to the AID. The TIM may be compliant with an IEEE 802.11 specification.

A subscriber device (e.g., the subscriber device **106**, **108**, **110**, or **112**) may receive the traffic message **1930**. For example, an interface of the subscriber device (e.g., the subscriber device **106**, **108**, **110**, or **112**) may be configured to receive the traffic message **1930**. In a particular aspect, the interface of the subscriber device (e.g., the subscriber device **106**, **108**, **110**, or **112**) may be configured to receive the traffic message **1930** prior to a first portion of the first communication window (e.g., the NDL time block).

A subscriber device (e.g., the subscriber device **106**, **108**, or **110**) may monitor the first communication channel during the first portion of the first communication window in response to determining that the data recipients (e.g., recipient devices) include the subscriber device or determining that the non-recipient devices do not include the subscriber device. For example, a processor of the subscriber device (e.g., the subscriber device **106**, **108**, or **110**) may be configured to monitor the first communication channel during the first portion of the first communication window in response to determining that the data recipients (e.g., recipient

76

devices) include the interface of the subscriber device or determining that the non-recipient devices do not include the interface of the subscriber device. The subscriber device (e.g., the subscriber device **106**, **108**, or **110**) may monitor the first communication channel during the first portion of the first communication window independently of whether the ACK **138** responsive to the traffic advertisement **128** is detected from the data recipients. A subscriber device (e.g., the fourth subscriber device **112**) may transition to an inactive mode during a remaining portion of the first communication window in response to determining the data recipients exclude the subscriber device or the non-recipient devices include the subscriber device. A subscriber device (e.g., the subscriber device **106**, **108**, **110**, or **112**) may, while operating in the inactive mode, refrain from monitoring the first communication channel, transition to a low-power mode (e.g., a power save mode), perform operations (or actions) related to another network, or a combination thereof.

The traffic advertisement generator **130** may send the data **122** via the first communication channel to a subscriber device (e.g., the first subscriber device **106** or the second subscriber device **108**) during the first communication window. For example, the traffic advertisement generator **130** may send the data **122** via the first communication channel to the first subscriber device **106** subsequent to sending the traffic message **1930**. In an alternate aspect, the traffic advertisement generator **130** may send the data **122** without sending the traffic message **1930** during the first communication window. The data **122** may be sent to the first subscriber device **106** independently of receiving the ACK **138**, the trigger message **150**, or both from the first subscriber device **106**.

The traffic advertisement generator **130** may send the data **122** via the first communication channel to the second subscriber device **108** subsequent to sending the data **122** to the first subscriber device **106**. The data **122** may be sent to the second subscriber device **108** independently of receiving the ACK **138**, the trigger message **150**, or both, from the second subscriber device **108**.

The traffic advertisement generator **130** may send the data **122** in conjunction with a more traffic indicator indicating whether the provider device **104** has additional data to send to the subscriber device (e.g., the first subscriber device **106** or the second subscriber device **108**). For example, the traffic advertisement generator **130** may send the data **122** in conjunction with a first more traffic indicator to the first subscriber device **106**. The first more traffic indicator may have a first value (e.g., 1) indicating that the provider device **104** has additional data to send to the first subscriber device **106**. The first subscriber device **106** (e.g., the traffic advertisement analyzer **134**) may monitor the first communication channel during a second portion of the transmission window in response to determining that the first more traffic indicator has the first value. The first more traffic indicator may correspond to a MORE DATA bit of a header of a packet that includes the data **122**, an end of service period (EOSP) bit of a quality of service (QoS) field of the header, or both.

As another example, the traffic advertisement generator **130** may send the data **122** in conjunction with a second more traffic indicator to the second subscriber device **108**. The second more traffic indicator (e.g., a MORE DATA bit) may have a second value (e.g., 0) indicating that the provider device **104** will not send additional data to the second subscriber device **108** during the first communication window. The second subscriber device **108** may transition to the inactive mode during a remaining portion of the first com-

munication window (e.g., the NDL time block) in response to determining that the second more traffic indicator has the second value.

In a particular implementation, the traffic advertisement generator 130 may send the data 122 to the first subscriber device 106 and the second subscriber device 108 as multi-cast traffic. The first subscriber device 106, the second subscriber device 108, or both, may receive the data 122. The traffic advertisement generator 130 may send the data 122 in conjunction with a more traffic indicator indicating whether the traffic advertisement generator 130 has additional data to send to the first subscriber device 106 and the second subscriber device 108. The first subscriber device 106, the second subscriber device 108, or both, may monitor the first communication channel during a second portion of the first communication window in response to determining that the more traffic indicator has a first value (e.g., 1). Alternatively, the first subscriber device 106, the second subscriber device 108, or both, may transition to the inactive mode in response to determining that the more traffic indicator has a second value (e.g., 0).

A subscriber device (e.g., the subscriber device 106, 108, or 110) may detect that the first communication channel is idle for a first duration (e.g., an idle time) during a portion of the first communication window. The subscriber device (e.g., the subscriber device 106, 108, or 110) may transition to the inactive mode during a remaining portion of the first communication window in response to determining that the idle time satisfies a threshold.

In a particular implementation, the provider device 104 (e.g., the traffic advertisement generator 130) may send a service advertisement during a discovery window or another window (e.g., a NAN further service availability window). The discovery window may be prior to the first communication window (e.g., the NDL time block). The service advertisement may indicate that the provider device 104 is available to provide a particular service via one or more communication channels. In a particular aspect, the service advertisement may indicate whether the provider device 104 supports traffic messaging. Traffic messaging may include traffic advertising by sending the traffic advertisement 128 indicating that the provider device 104 has data to send to one or more recipient devices. Traffic messaging may include traffic paging by sending the traffic page 1932 indicating one or more non-recipient devices. The provider device 104 may not send data to the one or more non-recipient devices during a transmission window. One or more of the subscriber devices 106, 108, 110, and 112 may receive the service advertisement during the discovery window or the other window (e.g., the NAN further service availability window). The data 122 may be associated with the particular service. The subscriber device 106, 108, 110, or 112 may determine whether to join the particular service by sending a subscribe message based on determining whether the provider device 104 supports traffic messaging. For example, the subscriber device 106, 108, 110, or 112 may send a subscribe message to the provider device 104 in response to determining that the provider device 104 supports traffic messaging.

The provider device 104 and a subscriber device (e.g., the subscriber device 106, 108, 110, or 112) may exchange one or more negotiation messages subsequent to transmission of the service advertisement by the provider device 104. For example, the provider device 104 may send a first negotiation message 1928 to the first subscriber device 106. As

another example, the first subscriber device 106 may send a second negotiation message 1938 to the provider device 104.

The first negotiation message 1928, the second negotiation message 1938, or both, may indicate that the provider device 104 is to send data (e.g., the data 122) to the first subscriber device 106 subsequent to sending a traffic message (e.g., the traffic message 1930). The first negotiation message 1928, the second negotiation message 1938, or both, may indicate a power save request. For example, the first negotiation message 1928 may include a first power save request identifying the provider device 104 as a power-constraint device. As another example, the second negotiation message 1938 may include a second power save request identifying the first subscriber device 106 as power-constraint device.

The first negotiation message 1928, the second negotiation message 1938, or both, may indicate whether a transmission window (or a communication window) is to include a paging window. The provider device 104, the first subscriber device 106, or both, may determine that the transmission window (or the communication window) excludes the paging window based on the first negotiation message 1928, the second negotiation message 1938, or both, indicating that the transmission window is to exclude the paging window. The transmission window (or the communication window) may correspond to an NDL time block.

In a particular aspect, the provider device 104 may determine whether the traffic message 1930 is to be sent during the first communication window based at least in part on determining that the first negotiation message 1928 includes the first power save request, the second negotiation message 1938 includes the second power save request, or both. For example, the provider device 104 may determine that the traffic message 1930 is to be sent during the first communication window based at least in part on determining that the first negotiation message 1928 includes the first power save request, the second negotiation message 1938 includes the second power save request, or both. As another example, the provider device 104 may determine that the traffic message 1930 is not to be sent during the first communication window based at least in part on determining that the first negotiation message 1928 does not include the first power save request, that the second negotiation message 1938 does not include the second power save request, or both.

The first negotiation message 1928, the second negotiation message 1938, or both, may indicate a type of the traffic message 1930 (e.g., a traffic advertisement type or a traffic page type). For example, a value of a particular field (e.g., a bit corresponding to a traffic advertisement indicator) of a negotiation message may indicate the type of the traffic message 1930. The provider device 104, the first subscriber device 106, or both, may determine that the provider device 104 is expected to send a traffic advertisement (e.g., the traffic advertisement 128) during the first communication window in response to determining that the first negotiation message 1928, the second negotiation message 1938, or both, indicate the traffic advertisement type. Alternatively, the provider device 104, the first subscriber device 106, or both, may determine that the provider device 104 is expected to send a traffic page (e.g., the traffic page 1932) during the first communication window in response to determining that the first negotiation message 1928, the second negotiation message 1938, or both, indicate the traffic page type. In a particular implementation, when the provider device 104 is expected to send the traffic advertisement 128 to indicate



availability of data to be sent by the provider device **104**, a default behavior of the subscriber device **106**, **108**, **110**, or **112** may include transitioning to the inactive mode in response to determining that the traffic advertisement **128** is not received during a first portion of the first communication window. In this implementation, the provider device **104** may not send the traffic advertisement **128** in response to determining that no data is to be sent by the provider device **104** during the first communication window. The subscriber devices **106**, **108**, **110**, and **112** may transition to the inactive mode in response to determining that the traffic advertisement **128** is not received during the first portion of the first communication window.

Alternatively, the provider device **104** may send the traffic advertisement **128** during the first communication window when the provider device **104** has data to send to one or more data recipients (e.g., the subscriber devices **106**, **108**, and **110**). A subscriber device (e.g., the subscriber device **106**, **108**, or **110**) may monitor the first communication channel during the second portion of the first communication window in response to determining that the data recipients include the subscriber device. A particular subscriber device (e.g., the fourth subscriber device **112**) may transition to the inactive mode in response to determining that the data recipients exclude the particular subscriber device.

In an alternate implementation, in which the provider device **104** is expected to send the traffic page **1932** to indicate that the provider device **104** will not be sending data during the first communication window, a default behavior of the subscriber device **106**, **108**, **110**, or **112** may include continuing to monitor the first communication channel during at least a second portion of the first communication window in response to determining that the traffic page **1932** is not received during the first portion of the first communication window. In this implementation, the provider device **104** may not send the traffic page **1932**. For example, the provider device **104** may not send the traffic page **1932** in response to determining that data is available to be sent by the provider device **104** during the first communication window. The subscriber devices **106**, **108**, **110**, and **112** may continue to monitor the first communication channel during a second portion of the first communication window in response to determining that the traffic page **1932** is not received during the first portion of the first communication window.

Alternatively, the provider device **104** may send the traffic page **1932** during the first communication window in response to determining that no data is to be sent by the provider device **104** to one or more non-recipient devices (e.g., the fourth subscriber device **112**). A subscriber device (e.g., the subscriber device **106**, **108**, or **110**) may monitor the first communication channel during the second portion of the first communication window in response to determining that the non-recipient devices do not include the subscriber device. A particular subscriber device (e.g., the fourth subscriber device **112**) may transition to the inactive mode in response to determining that the non-recipient devices include the particular subscriber device. The provider device **104** may send the data **122** to the subscriber devices **106**, **108**, and **110** via the first communication channel during the second portion of the first communication window. In a particular implementation, the provider device **104** may send the data **122** to a subscriber device (e.g., the first subscriber device **106** or the second subscriber device **108**) independently of receiving an ACK (e.g., the ACK **138**), a trigger message (e.g., the trigger message **150**), or both, from the subscriber device.

The first communication window may correspond to a transmission window. In a particular aspect, the transmission window may include a paging window. In this aspect, the first portion of the first communication window may correspond to the paging window. In another aspect, the transmission window may exclude a dedicated paging window. In a particular implementation, the transmission window may include the paging window and the provider device **104** may initiate data transmission during the paging window subsequent to any traffic messaging. For example, the provider device **104** may send the data **122** during the paging window subsequent to sending the traffic advertisement **128**, the traffic page **1932**, or both. As another example, the provider device **104** may send the data **122** during the paging window in response to determining that the traffic advertisement **128**, the traffic page **1932**, or both, are not to be sent during the first communication window.

In a particular implementation, the provider device **104** may send the traffic message **1930** with a higher priority than a priority associated with data (e.g., the data **122**). For example, the provider device **104** may send the traffic message **1930** with an access category (e.g., the second access category **1022**) having a higher priority than another access category (e.g., the first access category **1020**) associated with data (e.g., the data **122**). To illustrate, the traffic message **1930** may be queued for transmission based on the access category, as described with reference to FIGS. **10A-10B**. As another example, the provider device **104** may send the traffic message **1930** based on a first contention window (CW) value, a first arbitration interframe space (AIFS) value, or both. Data transmission may be associated with a second CW value, a second AIFS value, or both. The first CW value, the first AIFS value, or both, may correspond to higher priority than the second CW value, the second AIFS value, or both. For example, the first CW value and the first AIFS value may be lower (or shorter) than the second CW value and the second AIFS value, respectively. Sending the traffic message **1930** with the higher priority than the priority associated with data may enable the provider device **104** to access a transmission medium prior to another device that has data to send via the transmission medium.

In a particular implementation, the provider device **104** may exchange a first negotiation message with the first subscriber device **106** that includes a power save request and may exchange a second negotiation message with the second subscriber device **108** that does not include the power save request. The provider device **104** may send the traffic message **1930** during the transmission based at least in part on determining that a negotiation message exchanged with at least one subscriber device indicates the power save request. The first subscriber device **106** may monitor the first communication channel during the first portion of the first communication window. The first subscriber device **106** may transition to the inactive mode during a remaining portion of the first communication window in response to determining that the traffic advertisement **128** is not received during the first portion of the first communication window, that the data recipients indicated by the traffic advertisement **128** exclude the first subscriber device **106**, or that the non-recipient devices indicated by traffic page **1932** include the first subscriber device **106**. The second subscriber device **108** may not process or may discard the traffic message **1930**. For example, the second subscriber device **108** may monitor the first communication channel during the entire first communication window independently of receiving the traffic message **1930**. In an alternate implementation, the second subscriber device **108** may transition to the inactive



81

mode during a remaining portion of the first communication window in response to determining that the data recipients indicated by the traffic advertisement 128 exclude the second subscriber device 108 or that the non-recipient devices indicated by traffic page 1932 include the second subscriber device 108.

In a particular aspect, the provider device 104 may prioritize data transmission to the first subscriber device 106 in response to determining that at least one negotiation message exchanged with the first subscriber device 106 indicates the power save request. For example, the provider device 104 may send the traffic message 1930 during an initial portion of the first communication window. The first communication window may include a transmission window. In a particular aspect, the initial portion of the first communication window may correspond to a paging window (e.g., the paging window 212) of the transmission window (e.g., the transmission window 740). In an alternate aspect, the transmission window may exclude the paging window. For example, the transmission window 740 may correspond entirely to the data transmission window 218.

The first subscriber device 106 may send the ACK 138, the trigger message 150, or both, during the first communication window in response to receiving the traffic message 1930. The provider device 104 may prioritize sending the data 122 to the first subscriber device 106 during a second portion of the first communication window. For example, the provider device 104 may send the data 122 to the first subscriber device 106 prior to sending the data 122 to the second subscriber device 108 during the first portion of the first communication window. In a particular aspect, the provider device 104 may, in response to determining that at least one negotiation message exchanged with the first subscriber device 106 indicates the power save request, send the data 122 with a first priority to the first subscriber device 106. Alternatively, the provider device 104 may, in response to determining that no negotiation messages exchanged with the first subscriber device 106 indicate the power save request, send the data 122 with a second priority to the first subscriber device 106. The second priority may be lower (or higher) than the first priority. The first subscriber device 106 may transition to the inactive mode subsequent to receiving the data 122. In a particular aspect, the second portion of the first communication window may correspond to a data transmission window.

In a particular implementation, the first communication window may correspond to a transmission window (e.g., the transmission window 740) that includes a paging window (e.g., the paging window 212). The provider device 104 may initiate data transmission during the paging window 212 subsequent to traffic messaging. For example, the provider device 104 may, during the paging window 212, send the data 122 to the first subscriber device 106, the second subscriber device 108, or both, subsequent to sending the traffic message 1930.

In a particular implementation, a subscriber device may generate a notice of absence 1934 (e.g., a pause message) indicating that the subscriber device is unavailable to participate in at least one NDL group. The notice of absence 1934 may indicate a pause in an NDL schedule. For example, the notice of absence 1934 may indicate that a subscriber device (e.g., the first subscriber device 106, the second subscriber device 108, or both) is unavailable to receive data associated with the at least one NDL group. The notice of absence 1934 may indicate that the subscriber device (e.g., the first subscriber device 106, the second subscriber device 108, or both) is unavailable during at least

82

a portion of an NDL schedule associated with the at least one NDL group. For example, the third subscriber device 110 may generate the notice of absence 1934 indicating that the third subscriber device 110 is unavailable to participate in at least one NDL group. The notice of absence 1934 may include at least one NDL group identifier corresponding to the at least one NDL group. The third subscriber device 110 may transmit the notice of absence 1934 during a discovery window. The provider device 104 may receive the notice of absence 1934 from the third subscriber device 110. The provider device 104 may determine that the provider device 104 will not send data associated with the at least one NDL group to the third subscriber device 110 during at least a portion of one or more discovery intervals (e.g., the discovery interval 748 of FIG. 7) subsequent to the discovery window based on the notice of absence 1934. For example, the provider device 104 may receive the notice of absence 1934 from the third subscriber device 110 during the discovery window 710 of FIG. 7. The provider device 104 may determine that no data associated with the at least one NDL group is to be sent to the third subscriber device 110 during at least a portion of the discovery interval 748. For example, the notice of absence 1934 may indicate that no data associated with the at least one NDL group is to be sent to the third subscriber device 110 during a subset of NDL time blocks associated with the discovery interval 748. The provider device 104 may determine that no data associated with the at least one NDL group is to be sent to the third subscriber device 110 during the subset of NDL time blocks based on the notice of absence 1934.

In a particular aspect, the notice of absence 1934 may indicate that no data associated with the at least one NDL group is to be sent to the third subscriber device 110 during multiple discovery intervals subsequent to the discovery window 710. The provider device 104 may determine that no data associated with the at least one NDL group is to be sent to the third subscriber device 110 during the multiple discovery intervals based on the notice of absence 1934.

The provider device 104 may determine that no data associated with the at least one NDL group is to be sent to the third subscriber device 110 during the first communication window based on the notice of absence 1934. In a particular aspect, the provider device 104 may refrain from sending a traffic message (e.g., the traffic message 1930) associated with the at least one NDL group to the third subscriber device 110 during the first communication window.

In a particular aspect, the provider device 104 may determine that the third subscriber device 110 is to be omitted from the data recipient devices indicated by the traffic advertisement 128 in response to receiving the notice of absence 1934 indicating that no data associated with at least one NDL group is to be sent to the third subscriber device 110 and determining that the traffic advertisement 128 is associated with the at least one NDL group. Alternatively, the provider device 104 may determine that the third subscriber device 110 is to be included in the data recipient devices indicated by the traffic advertisement 128 in response to receiving the notice of absence 1934 indicating that no data associated with the at least one NDL group is to be sent to the third subscriber device 110 and determining that the traffic advertisement 128 is associated with a second NDL group that is excluded from the at least one NDL group. The provider device 104 may send the traffic advertisement 128 during the portion of one or more discovery intervals (e.g., the discovery interval 748) subsequent to the NAN discovery window.

83

In a particular aspect, the provider device **104** may determine that the third subscriber device **110** is to be included in the non-recipient devices indicated by the traffic page **1932** in response to receiving the notice of absence **1934** indicating that no data associated with the at least one NDL group is to be sent to the third subscriber device **110** and determining that the traffic advertisement **128** is associated with the at least one NDL group. Alternatively, the provider device **104** may determine that the third subscriber device **110** is to be omitted from the non-recipient devices indicated by the traffic page **1932** in response to receiving the notice of absence **1934** indicating that no data associated with the at least one NDL group is to be sent to the third subscriber device **110** and determining that the traffic advertisement **128** is associated with a second NDL group that is excluded from the at least one NDL group. The provider device **104** may send the traffic page **1932** during the portion of one or more discovery intervals (e.g., the discovery interval **748**) subsequent to the NAN discovery window.

In a particular implementation, the provider device **104** may send the data **122** to the third subscriber device **110** during the first communication window in response to determining that the data **122** is associated with a second NDL group and that the at least NDL group does not include the second NDL group.

The system **1900** may enable the provider device **104** to send the data **122** to a subscriber device independently of sending a traffic message, receiving an ACK, receiving a trigger message, or a combination thereof. The provider device **104** may thus transmit the data **122** earlier in the first communication window, as compared to sending the traffic message, waiting for the ACK, waiting the trigger message, or a combination thereof, prior to transmission of the data **122**.

Referring to FIG. **20**, a diagram is shown and generally designated **2000**. In a particular aspect, the diagram **2000** may correspond to operation of a particular aspect of the system **1900** of FIG. **19**. The timing and operations shown in FIG. **20** are for illustration and are not limiting. In other aspect, additional or fewer operations may be performed and the timing may be different.

The diagram **2000** may differ from the diagram **200** of FIG. **2** in that the provider device **104** may not receive an ACK (e.g., the ACK **138**), a trigger message (e.g., the trigger message **150**), or both, during a transmission window **2040**. The transmission window **2040** may include a paging window. In an alternate aspect, no portion of the transmission window **2040** may correspond to a dedicated paging window. For example, no portion of the transmission window **2040** may be restricted for exchanging traffic messages (e.g., the traffic message **1930**). The provider device **104** may send the traffic message **1930**, the data **122**, or both, during any portion of the transmission window **2040**. The provider device **104** may send the traffic message **1930** during the transmission window **2040**. The traffic message **1930** may include the traffic advertisement **128**, the traffic page **1932**, or both.

The subscriber devices **106**, **108**, **110**, and **112** may monitor a communication channel during a first portion of the transmission window **2040**. In a particular aspect, the first portion of the transmission window **2040** may correspond to a paging window during which traffic messages (e.g., the traffic message **1930**) may be exchanged between the devices **104-112**. In an alternate aspect, the traffic message **1930**, the data **122**, or both, may be exchanged during any portion of the transmission window **2040**. The subscriber devices **106**, **108**, **110**, and **112** may receive the

84

traffic message **1930** from the provider device **104**. The traffic message **1930** may include the traffic advertisement **128**, the traffic page **1932**, or both. The traffic advertisement **128** may indicate one or more data recipients (e.g., the subscriber devices **106**, **108**, and **110**). The traffic page **1932** may indicate one or more non-recipient devices (e.g., the fourth subscriber device **112**). The fourth subscriber device **112** may transition to the inactive mode during a remaining portion of the transmission window **2040** in response to determining that the data recipients exclude the fourth subscriber device **112**, that the non-recipient devices include the fourth subscriber device **112**, or both.

A subscriber device (e.g., the subscriber device **106**, **108**, or **110**) may monitor the communication channel in response to determining that the data recipients include the subscriber device, that the non-recipient devices do not include the subscriber device, or both. In a particular implementation, the first subscriber device **106** may send the ACK **138** to the provider device **104** responsive to the traffic message **1930**.

In a particular implementation, the subscriber device (e.g., the subscriber device **106**, **108**, or **110**) may monitor the communication channel during a first portion of the transmission window **2040** (e.g., an NDL time block) independently of receiving the traffic message **1930** (e.g., the traffic advertisement **128**, the traffic page **1932**, or both). The provider device **104** may send the data **122** to the first subscriber device **106** independently of receiving the ACK **138**, the trigger message **150**, or both, from the first subscriber device **106**. The provider device **104** may send the data **122** to the second subscriber device **108** independently of receiving the ACK **138**, the trigger message **150**, or both, from the second subscriber device **108**.

A subscriber device (e.g., the third subscriber device **110**) may detect that the communication channel is idle for a first duration (e.g., an idle time **2006**) during a portion of the transmission window **2040**. The third subscriber device **110** may transition to the inactive mode during a remaining portion of the transmission window **2040** in response to determining that the idle time **2006** satisfies a threshold.

The provider device **104** may thus provide the data **122** to a subscriber device irrespective of whether the provider device **104** receives the ACK **138**, the trigger message **150**, or both, from the subscriber device. The entire transmission window **2040** may be available to the provider device **104** to send the traffic message **1930**, the data **122**, or both.

Referring to FIG. **21**, a diagram **2100** of an example of a traffic advertisement **2110** is shown. In a particular aspect, the traffic advertisement **2110** may include or correspond to the traffic advertisement **128** of FIG. **1**.

The traffic advertisement **2110** may include header fields, such as a duration field, address fields **A1**, **A2**, and **A3**, a sequence control (seq. ctrl.) field, a time stamp field, a beacon interval field, a capability field, a frame check sequence (FCS) field, or a combination thereof. In a particular implementation, the **A3** field may indicate a NAN cluster ID. For example, the NAN cluster ID may correspond to an identifier of the NAN **102** of FIG. **1**.

The traffic advertisement **2110** may further include a NAN public action frame **2130**. The NAN public action frame **2130** may include a category field, an action field, an organizationally unique identifier (OUI) field, an OUI type field, or a combination thereof. The NAN public action frame **2130** may include one or more NAN attributes **2122**.

In the illustrated example, the one or more NAN attributes **2122** include a traffic announcement attribute **2134**. The traffic announcement attribute **2134** may include information indicating availability of data to be sent by a provider

85

device, such as the provider device **104** of FIG. **1**. The traffic advertisement **2110** (e.g., a frame) may have a NAN service discovery frame (SDF) format, a NAN management frame (NMF) format, or both. For example, the traffic advertisement **2110** may correspond to a format of a service advertisement. The traffic advertisement **2110** may differ from the service advertisement in that the traffic advertisement **2110** may include the traffic announcement attribute **2134**. The traffic announcement attribute **2134** may include a traffic indicator field, as described further with reference to FIG. **22**. The traffic indicator field may indicate one or more data recipients, as further described with reference to FIG. **22**. Thus, the traffic advertisement **2110** may indicate availability of data to be sent by the provider device **104** to the data recipients.

Referring to FIG. **22**, a diagram **2200** of examples of a traffic announcement attribute **2234** and a traffic indicator field **2213** is shown. The traffic announcement attribute **2234** may correspond to the traffic announcement attribute **2134** of FIG. **21**. The traffic announcement attribute **2234** may include an attribute identifier field **2210**, a length field **2211**, an NDL group identifier field **2212**, the traffic indicator field **2213**, or a combination thereof.

The attribute identifier field **2210** may have a particular value that identifies the traffic announcement attribute **2234** as a traffic announcement attribute. For example, the traffic advertisement **2110** of FIG. **21** may include attributes selected from a plurality of attribute types. The particular value of the attribute identifier field **2210** may identify the traffic announcement attribute **2234** as a traffic announcement attribute. The length field **2211** may include a value indicating a length of the traffic announcement attribute **2234**. The NDL group identifier field **2212** may include a value indicating an identifier (e.g., a name) of an NDL group.

The traffic indicator field **2213** may include data descriptive of a traffic indicator. For example, the traffic indicator field **2213** may include a type field **2214**, a length field **2215**, a value field **2216**, or a combination thereof. The type field **2214** may indicate a type of the traffic indicator (e.g., a bloom filter type, a TIM type, an ATIM type, or an address indicator list type). The length field **2215** may indicate a length of the traffic indicator field **2213**. The value field **2216** may include the traffic indicator (e.g., a bloom filter, a TIM, an ATIM, or a list of MAC address indicators). The bloom filter, the TIM, the ATIM, or the list of MAC address indicators may indicate one or more data recipients (e.g., the subscriber devices **106**, **108**, and **110**), as described with reference to FIG. **1**. In some aspects, the traffic indicator field **2213** may include a QoS category field. The QoS category field may indicate an access category (e.g., the first access category **1020**, the second access category **1022** of FIG. **10**, or another access category) of the traffic advertisement **2110** or may indicate that the traffic advertisement **2110** is associated with data (e.g., the data **122**) corresponding to the access category.

During operation, the provider device **104** (e.g., the traffic advertisement generator **130**) may generate a frame (e.g., the traffic advertisement **2110**) having a NAN SDF format, a NMF format, or both. A NMF may include attributes related to NAN operation (e.g., NDL setup, paging, etc.). The traffic advertisement **2110** may include a vendor specific action frame or a vendor specific public action frame. The traffic advertisement **2110** may include the traffic announcement attribute **2234** indicating availability of data to be sent by the provider device **104** to one or more data recipient devices. For example, the traffic announcement attribute **2234** may

86

include the value field **2216**. The value field **2216** may include a traffic indicator (e.g., a bloom filter, a TIM, an ATIM, or a list of MAC address indicators) indicating the one or more data recipient devices (e.g., the subscriber devices **106**, **108**, and **110**). The provider device **104** may send the traffic advertisement **2110** via a first communication channel during a first communication window. For example, the provider device **104** may send the traffic advertisement **2110** via a NAN interface or a NDL interface. The first communication window may include a NAN discovery window, a transmission window, a paging window, or a data transmission window. In a particular aspect, the first communication window may correspond to an initial portion of an NDL time block. The NDL time block may correspond to a transmission window. In a particular aspect, the transmission window may include a paging window and a data transmission window. In an alternate aspect, the transmission window may exclude the paging window. For example, any portion of the transmission window may be available for transmission of traffic messages (e.g., the traffic message **1930**), data (e.g., the data **122**), or both.

A subscriber device (e.g., the first subscriber device **106**) may receive the traffic advertisement **2110** via the first communication channel during the first communication window from the provider device **104**. For example, the first subscriber device **106** may receive the traffic advertisement **2110** via a NAN interface or a NDL interface. The first subscriber device **106** may include (or have access to) mapping data indicating a mapping between a NAN interface and a NDL interface of devices (e.g., the provider device **104**) associated with an NDL group. The first subscriber device **106** may determine that the traffic advertisement **2110** includes the traffic announcement attribute **2234** in response to determining that the attribute identifier field **2210** has a particular value corresponding to a traffic attribute.

The first subscriber device **106** may determine a type of the traffic indicator (e.g., a bloom filter type, a TIM type, an ATIM type, or an address indicator list type) included in the traffic announcement attribute **2234** based on a value of the type field **2214**. The first subscriber device **106** may extract the traffic indicator (e.g., a bloom filter, a TIM, an ATIM, or a list of address indicators) from the value field **2216** based on the type of traffic indicator.

The first subscriber device **106** may determine the one or more data recipient devices based on the traffic indicator. The first subscriber device **106** may monitor the first communication during at least a portion of the first communication window in response to determining that the one or more data recipient devices include the first subscriber device **106**. Alternatively, the first subscriber device **106** may transition to an inactive mode during a remaining portion of the first communication window in response to determining that the one or more data recipient devices do not include the first subscriber device **106**. The first subscriber device **106** may, while in the inactive mode, refrain from monitoring the first communication channel, perform other network operations, transition to a low-power mode, or a combination thereof. In a particular aspect, the traffic page **1932** may differ from the traffic advertisement **2110** in that a particular field (e.g., the attribute identifier field **2210**) of the traffic page **1932** may have a particular value that identifies the traffic page **1932** as a traffic page and the traffic indicator may indicate one or more non-recipient devices.

The traffic advertisement **2110** may indicate availability of data to be sent by the provider device **104** to one or more data recipients. A subscriber device may monitor a commu-

nication channel or perform other operations based on determining whether the one or more data recipients include the subscriber device.

Referring to FIG. 23, a diagram 2300 of examples of a traffic announcement attribute 2334, a page control field 2313, a paged device list (PDL) 2318, and a PDL control field 2319 is shown. The traffic announcement attribute 2334 may correspond to the traffic announcement attribute 2134 of FIG. 21.

The traffic announcement attribute 2334 may include the attribute identifier field 2210, the length field 2211, the NDL group identifier field 2212, the page control field 2313, a sequence of PDLs field 2317, or a combination thereof. The traffic announcement attribute 2334 may differ from the traffic announcement attribute 2234 in that the traffic announcement attribute 2334 may include the page control field 2313, the sequence of PDLs field 2317, or both, and may exclude (or omit) the traffic indicator field 2213.

The page control field 2313 may indicate which fields are present. For example, the page control field 2313 may indicate a number of PDLs present. To illustrate, the page control field 2313 may include a broadcast/multicast field 2314, a number of PDLs field 2315, a reserved field 2316, or a combination thereof. The broadcast/multicast field 2314 may indicate whether the data to be sent is multicast data or unicast data. The number of PDLs field 2315 may indicate a count of PDLs included in the sequence of PDLs field 2317. The sequence of PDLs field 2317 may include zero or more PDLs (e.g., a PDL 2318).

The PDL 2318 may include a PDL control field 2319, a list of devices field 2320, or both. The PDL control field 2319 may include data descriptive of the list of devices field 2320. For example, the PDL control field 2319 may include a length field 2321, a QoS category field 2322, a type field 2323, a number of octets per address field 2324, or a combination thereof.

The length field 2321 may indicate a length of the list of devices field 2320. The QoS category field 2322 may indicate a QoS category (e.g., an access category) of data. The type field 2323 may indicate a type of a data recipients list included in the list of devices field 2320. For example, a first value (e.g., 00) of the type field 2323 may indicate that the list of devices field 2320 includes a list of address indicators (e.g., MAC address indicators), a second value (e.g., 01) of the type field 2323 may indicate that the list of devices field 2320 includes a bloom filter, a third value (e.g., 10) may indicate that the list of devices field 2320 includes a bitmap representing a TIM, a fourth value may indicate that the list of devices field 2320 includes an ATIM.

When the type field 2323 has the first value (e.g., 00), the number of octets per address field 2324 may indicate a number of bytes of an address indicated in the list of address indicators. For example, a first value (e.g., 00, 01, 10, or 11) of the number of octets per address field 2324 may indicate that an address indicator of the list of address indicators includes a first number of bytes (e.g., 6 octets, 1 octet, 2 octets, or 4 octets) of an address. The address indicator may include the least significant bytes (LSB) of the address.

When the type field 2323 has the second value (e.g., 01), the number of octets per address field 2324 may indicate a bloom filter index. When the type field 2323 has the third value (e.g., 10), the number of octets per address field 2324 may include a bitmap control field, a partial value bitmap field, or both. When the type field 2323 has the third value (e.g., 10), one or more bits of the list of devices field 2320 may indicate a bitmap offset.

During operation, the provider device 104 (e.g., the traffic advertisement generator 130) may generate a frame (e.g., the traffic advertisement 2110) having a NAN service discovery frame format, a NMF format, or both. The traffic advertisement 2110 may include the traffic announcement attribute 2334 indicating availability of data to be sent by the provider device 104 to one or more data recipient devices. For example, the traffic announcement attribute 2334 may include the page control field 2313. The broadcast/multicast field 2314 may indicate whether the data includes multicast data or unicast data. For example, the provider device 104 may set the broadcast/multicast field 2314 to a first value (e.g., 1) in response to determining that the same data (e.g., the data 122) is to be multicast to the data recipient devices. Alternatively, the provider device 104 may set the broadcast/multicast field 2314 to a second value (e.g., 0) in response to determining that the data 122 is to be unicast to each of the data recipient devices. The data 122 to be sent to the first subscriber device 106 may be distinct from the data 122 to be sent to the second subscriber device 108.

The provider device 104 may set the number of PDLs field 2315 to indicate a count of PDLs included in the sequence of PDLs field 2317. For example, the provider device 104 may include multiple PDLs in the sequence of PDLs field 2317 in response to determining that multiple types of lists (e.g., MAC address indicator list, a bloom filter, a TIM, an ATIM, etc.) are to be sent, that availability of data corresponding to multiple access categories is to be indicated, or both. For example, the sequence of PDLs field 2317 may include a first list of devices, a second list of devices, or both. In some implementations, the first list of devices may include one of a MAC address indicator list, a bloom filter, a TIM, or an ATIM. The second list of devices may include another of the MAC address indicator list, a bloom filter, the TIM, or the ATIM. In some implementations, the first list of devices may correspond to a first access category that is distinct from a second access category associated with the second list of devices.

The sequence of PDLs field 2317 may include the PDL 2318. For example, the provider device 104 may generate an address indicator list, a bloom filter, a TIM, or an ATIM, as described with reference to FIG. 1. The list of devices field 2320 may include the address indicator list, the bloom filter, the TIM, or the ATIM. The type field 2323 may indicate whether the list of devices field 2320 includes the address indicator list, the bloom filter, the TIM, or the ATIM. The QoS category field 2322 may indicate an access category of the data 122.

The provider device 104 may send the traffic advertisement 2110 via a first communication channel during a first communication window. A subscriber device (e.g., the first subscriber device 106) may receive the traffic advertisement 2110 via the first communication channel during the first communication window from the provider device 104. The first subscriber device 106 may determine that the traffic advertisement 2110 includes the traffic announcement attribute 2334 in response to determining that the attribute identifier field 2210 has a particular value corresponding to a traffic attribute.

The first subscriber device 106 may determine a count of PDLs included in the sequence of PDLs field 2317 based on the number of PDLs field 2315. The first subscriber device 106 may extract the PDL 2318 from the sequence of PDLs field 2317. The first subscriber device 106 may, based on the type field 2323, determine a type (e.g., a bloom filter type, a TIM type, an ATIM type, or an address indicator list type) of a list of devices included in the list of devices field 2320

of the PDL **2318**. The first subscriber device **106** may extract the list of devices (e.g., a bloom filter, a TIM, an ATIM, or a list of addresses) from the value field **2216** based on the type (e.g., a bloom filter type, a TIM type, an ATIM type, or an address indicator list type).

The first subscriber device **106** may determine the one or more data recipient devices based on the list of devices. The first subscriber device **106** may monitor the first communication window during at least a portion of the first communication window in response to determining that the one or more data recipient devices include the first subscriber device **106**. Alternatively, the first subscriber device **106** may transition to an inactive mode during a remaining portion of the first communication window in response to determining that the one or more data recipient devices do not include the first subscriber device **106**. The traffic advertisement **2110** may indicate availability of data to be sent by the provider device **104** to one or more data recipients. A subscriber device may monitor a communication channel or perform other operations based on determining whether the one or more data recipients include the subscriber device.

Referring to FIG. **24**, a diagram **2400** of examples of a traffic announcement attribute **2434** and a page control field **2413** of the traffic announcement attribute **2434** is shown. The traffic announcement attribute **2434** may correspond to the traffic announcement attribute **2134** of FIG. **21**.

The traffic announcement attribute **2434** may include the attribute identifier field **2210**, the length field **2211**, the NDL group identifier field **2212**, the page control field **2413**, the traffic indicator field **2213**, a QoS type field **2415**, or a combination thereof. The traffic announcement attribute **2434** may differ from the traffic announcement attribute **2234** in that the traffic announcement attribute **2434** may include the page control field **2413**, the QoS type field **2415**, or both.

The page control field **2413** may indicate which fields are present. For example, the page control field **2413** may indicate whether the QoS type field **2415** is present, whether the data to be sent is multicast data, unicast data, or both. To illustrate, the page control field **2413** may include a traffic indicator field **2416**, a QoS category present field **2417**, a reserved field **2418**, or a combination thereof. The traffic indicator field **2416** may indicate whether the data to be sent is multicast data or unicast data. For example, a first value (e.g., 1) may indicate that the data to be sent is multicast and a second value (e.g., 2-4) may indicate that the data to be sent is unicast. A particular value (e.g., 0) of the traffic indicator field **2416** may indicate that the traffic advertisement **2110** of FIG. **21** is generated based on a collaborative group key (CGK) scheme. The traffic indicator field **2213** may indicate an identifier (e.g., at least a portion of a MAC address) of a device associated with the CGK scheme. For example, the traffic indicator field **2213** may indicate an identifier of a device that generated a CGK associated with the traffic advertisement **2110**. The QoS category present field **2417** may indicate whether the QoS type field **2415** is present. For example, a first value (e.g., 1) of the QoS category present field **2417** may indicate that the QoS type field **2415** indicates a QoS category (e.g., an access category) of the data to be sent. When the traffic indicator field **2213** indicates that the traffic advertisement **2110** is generated based on the CGK scheme, the QoS type field **2415** may indicate a first QoS category (e.g., a higher access category).

During operation, the provider device **104** (e.g., the traffic advertisement generator **130**) may generate a frame (e.g., the traffic advertisement **2110**) having a NAN service discovery frame format, a NMF format, or both. The traffic advertise-

ment **2110** may include the traffic announcement attribute **2434** indicating availability of data to be sent by the provider device **104** to one or more data recipient devices. For example, the traffic announcement attribute **2434** may include the page control field **2413**. The traffic indicator field **2416** may indicate whether the data includes multicast data or unicast data. For example, the provider device **104** may set the traffic indicator field **2416** to a first value (e.g., 1) in response to determining that the same data (e.g., the data **122**) is to be multicast to the data recipient devices. Alternatively, the provider device **104** may set the traffic indicator field **2416** to a second value (e.g., 2-4) in response to determining that the data **122** is to be unicast to each of the data recipient devices. The data **122** to be sent to the first subscriber device **106** may be distinct from the data **122** to be sent to the second subscriber device **108**.

The provider device **104** may set the traffic indicator field **2416** to a particular value based on determining whether the traffic indicator field **2213** is to represent the data recipient devices using a TIM, a bloom filter, an ATIM, an address indicator list, or another representation. For example, the provider device **104** may set the traffic indicator field **2416** to a first particular value (e.g., 2) in response to determining that the traffic indicator field **2213** is to include a TIM indicating the data recipient devices. The provider device **104** may set the traffic indicator field **2416** to a second particular value (e.g., 3) in response to determining that the traffic indicator field **2213** is to include a bloom filter indicating the data recipient devices. The provider device **104** may set the traffic indicator field **2416** to a third particular value (e.g., 4) in response to determining that the traffic indicator field **2213** is to include an address indicator list (e.g., a MAC address indicator list) indicating the data recipient devices. The provider device **104** may set the traffic indicator field **2416** to a fourth particular value in response to determining that the traffic indicator field **2213** is to include an ATIM indicating one or more of the data recipient devices.

The provider device **104** may send the traffic advertisement **2110** via a first communication channel during a first communication window. A subscriber device (e.g., the first subscriber device **106**) may receive the traffic advertisement **2110** via the first communication channel during the first communication window from the provider device **104**. The first subscriber device **106** may determine that the traffic advertisement **2110** includes the traffic announcement attribute **2434** in response to determining that the attribute identifier field **2210** has a particular value corresponding to a traffic attribute.

The first subscriber device **106** may determine whether the data recipient devices include the first subscriber device **106** based on the traffic indicator field **2213**, as described with reference to FIG. **22**. The first subscriber device **106** may, based on the QoS category present field **2417**, determine a QoS type (e.g., an access category) of data to be received based on the QoS type field **2415**. For example, the first subscriber device **106** may determine the QoS type based on the QoS type field **2415** in response to determining that the QoS category present field **2417** indicates that the QoS type field **2415** is present (e.g., includes valid data). The first subscriber device **106** may determine whether the data is to be multicast or unicast based on the traffic indicator field **2416**.

The first subscriber device **106** may monitor the first communication during at least a portion of the first communication window in response to determining that the data recipient devices include the first subscriber device **106**.

Alternatively, the first subscriber device **106** may transition to an inactive mode during a remaining portion of the first communication window in response to determining that the data recipient devices do not include the first subscriber device **106**. The traffic advertisement **2110** may indicate availability of data to be sent by the provider device **104** to one or more data recipients. A subscriber device may monitor a communication channel or perform other operations based on determining whether the one or more data recipients include the subscriber device.

Referring to FIG. **25**, a diagram **2500** of an example of a neighbor aware network (NAN) data link (NDL) negotiation attribute **2534** is shown. In a particular aspect, a negotiation message (e.g., the first negotiation message **1928**, the second negotiation message **1938**, or both) may include the NDL negotiation attribute **2534**. The negotiation message (e.g., the first negotiation message **1928**, the second negotiation message **1938**, or both) may correspond to a frame having a NAN SDF format, a NMF format, or both. A NAN SDF (or a NMF) may include one or more attributes (e.g., the NDL negotiation attribute **2534**, the traffic announcement attribute **2134** of FIG. **21**, or both). A negotiation message (e.g., the first negotiation message **1928**, the second negotiation message **1938**, or both) may correspond to a NAN SDF (or a NMF) that includes at least one NDL attribute (e.g., the NDL negotiation attribute **2534**). The negotiation message (e.g., the first negotiation message **1928**, the second negotiation message **1938**, or both) may be generated by the traffic advertisement generator **130**, the traffic advertisement analyzer **134**, or both, of at least one of the devices **104-114**. The devices **104-114** may generate the negotiation message (e.g., the first negotiation message **1928**, the second negotiation message **1938**, or both) during NDL setup of an NDL group (e.g., the NAN **102**) or while extending a lifetime of the NDL group (e.g., the NAN **102**).

The negotiation message may indicate data related to participation of a sender device (e.g., the device **104-114**) in an NDL group. The sender device (e.g., the device **104-114**) may generate and transmit the negotiation message. The NDL negotiation attribute **2534** may include an attribute identifier field **2510**, a length field **2511**, a MAC address field **2512**, a group identifier field **2513**, a validity time field **2514**, an NDL control field **2515**, a security type field **2519**, an NDL logical channel indicator field **2516**, a map control field **2517**, an availability intervals bitmap field **2518**, or a combination thereof. The attribute identifier field **2510** may have a particular value (e.g., **0x0C**) identifying the NDL negotiation attribute **2534** as an NDL negotiation attribute. The length field **2511** may indicate a length of the NDL negotiation attribute **2534**. The MAC address field **2512** may indicate a MAC address of a device (e.g., the sender device). The group identifier field **2513** may include an NDL group identifier of the NDL group. The validity time field **2514** may indicate a number of discovery window intervals (e.g., discovery intervals) that the NDL negotiation attribute **2534** is valid. For example, the NDL negotiation attribute **2534** may be valid for multiple discovery intervals. The NDL control field **2515** may indicate whether an availability map is present, whether an NDL logical channel indicator is present, a status code, a flexibility field, a power save field, or a combination thereof, as further described with reference to FIG. **26**. The security type field **2519** may indicate one or more authentication protocols, one or more cipher suites, or a combination thereof, supported by the sender device (e.g., the device **104-114**).

The NDL logical channel indicator field **2516** may include the NDL logical channel indicator. The NDL logical channel

indicator may indicate at least one logical channel. A logical channel may correspond to a physical channel and at least one time period (or time block), as described with reference to FIG. **1**. The NDL control field **2515** may indicate whether the NDL logical channel indicator field **2516** includes the NDL logical channel indicator, as further described with reference to FIG. **26**.

The map control field **2517** may include an availability channel and time map control information, as further described with reference to FIG. **26**. A discovery interval (e.g., the discovery interval **748**) between consecutive discovery windows may be divided into time intervals. Each of the time intervals may have the same duration. The availability channel and the time map control information may indicate a duration of a time interval. For example, a subfield (e.g., an availability interval duration subfield) of the map control field **2517** may indicate the duration of the time interval. The NDL control field **2515** may indicate whether the map control field **2517** includes the availability channel and the time map control information, as further described with reference to FIG. **26**.

The NDL negotiation attribute **2534** may include one or more fields to indicate a proposed NDL schedule. For example, the availability intervals bitmap field **2518** may indicate a proposed NDL schedule. The availability intervals bitmap field **2518** may include an availability intervals bitmap. The sender device may set a particular bit (e.g., an *i*-th bit) of the availability intervals bitmap to a first value (e.g., **1**) to announce that the sender device will monitor (e.g., is completely committed to monitoring) a particular channel (e.g., an operation channel) during a corresponding time interval (e.g., an *i*-th time interval) of the discovery interval **748**; otherwise the sender device may set the particular bit (e.g., the *i*-th bit) to a second value (e.g., **0**). The second value (e.g., **0**) of the particular bit (e.g., the *i*-th bit) of the availability intervals bitmap may indicate that the sender device may optionally monitor (e.g., is partially committed to monitoring) the particular channel (e.g., the operation channel) during the corresponding time interval (e.g., the *i*-th time interval) of the discovery interval **748**. The NDL negotiation attribute **2534** may thus indicate whether the sender device is partially or completely committed to the proposed NDL schedule. The particular channel may be indicated in another associated attribute (e.g., a further availability map attribute). The NDL control field **2515** may indicate whether the availability intervals bitmap field **2518** includes an availability intervals bitmap, as further described with reference to FIG. **26**. In some implementations, a sender device may indicate a proposed schedule using a further availability attribute. For example, the further availability attribute may indicate one or more operation channels (e.g., one or more communication channels). The availability intervals bitmap may include bits corresponding to the one or more operation channels. For example, an *i*-th bit of the availability intervals bitmap may correspond to a particular operation channel indicated by the further availability attribute and to a particular time interval. A value of the *i*-th bit may indicate whether the sender is partially or completely committed to monitoring the particular operation channel during the particular time interval.

In some implementations, a negotiation message (e.g., the first negotiation message **1928**, the NDL negotiation attribute **2534**, or both) may indicate whether the proposed schedule is immutable (or partly immutable). For example, the provider device **104** may generate the negotiation message (e.g., the first negotiation message **1928**, the NDL negotiation attribute **2534**, or both) including a field indi-

cating whether a receiving device (e.g., the first subscriber device **106**, the second subscriber device **108**, or the fourth subscriber device **112**) is expected to be available during the entire proposed NDL schedule or during at least a portion of the proposed NDL schedule.

In some implementations, the negotiation message (e.g., the first negotiation message **1928**, the NDL negotiation attribute **2534**, or both) may indicate whether portions of the proposed NDL schedule are immutable (or partly immutable). For example, the negotiation message (e.g., the first negotiation message **1928**, the NDL negotiation attribute **2534**, or both) may include a bitmap (e.g., an immutability bitmap) that indicates whether portions of the proposed schedule are immutable (or partly immutable). To illustrate, the provider device **104** may set a particular bit (e.g., an *i*-th bit) of the immutability bitmap to a first value (e.g., 1) to indicate that a receiving device (e.g., the first subscriber device **106**, the second subscriber device **108**, or the fourth subscriber device **112**) is expected to be available to monitor a particular communication channel during an entirety of a particular time interval. Alternatively, the provider device **104** may set the particular bit (e.g., the *i*-th bit) of the immutability bitmap to a second value (e.g., 0) to indicate that the receiving device (e.g., the first subscriber device **106**, the second subscriber device **108**, or the fourth subscriber device **112**) is expected to be available to monitor the particular communication channel during at least a portion of the particular time interval.

In some implementations, a sender device may generate a negotiation message (e.g., the second negotiation message **1938**, the NDL negotiation attribute **2534**, or both) indicating whether the sender device (e.g., the first subscriber device **106**, the second subscriber device **108**, or the fourth subscriber device **112**) is partly committed to (e.g., partially available during) a proposed schedule or completely committed to the proposed schedule. For example, the first subscriber device **106** may generate the negotiation message (e.g., the second negotiation message **1938**, the NDL negotiation attribute **2534**, or both) including a field indicating whether the sender device (e.g., the first subscriber device **106**) is committed to being available during the entire proposed NDL schedule or during at least a portion of the proposed NDL schedule.

In some implementations, the negotiation message (e.g., the second negotiation message **1938**, the NDL negotiation attribute **2534**, or both) may indicate whether a sender device (e.g., the first subscriber device **106**, the second subscriber device **108**, or the fourth subscriber device **112**) is partly or completely committed to portions of the proposed schedule. For example, the negotiation message (e.g., the second negotiation message **1938**, the NDL negotiation attribute **2534**, or both) may include a bitmap (e.g., a commitment bitmap) that indicates whether the sender device is partly committed (e.g., partially available) or completely committed to portions of the proposed schedule. To illustrate, the first subscriber device **106** may set a particular bit (e.g., an *i*-th bit) of the commitment bitmap to a first value (e.g., 1) to indicate that the first subscriber device **106** is committed to monitoring a particular communication channel during an entirety of a particular time interval. Alternatively, the first subscriber device **106** may set the particular bit (e.g., the *i*-th bit) of the commitment bitmap to a second value (e.g., 0) to indicate that the first subscriber device **106** is committed (e.g., is partially available) to monitor the particular communication channel during at least a portion of the particular time interval.

The NDL negotiation attribute **2534** may include one or more fields to indicate at least one condition to establish a data link between the sender device (e.g., one of the devices **104-112**) and a receiving device. The at least one condition may include a data rate threshold, a QoS threshold, a channel communication capability, conformance to a WiFi standard, or a combination thereof. The data rate threshold may indicate a minimum data rate or a maximum data rate. The QoS threshold may indicate a minimum access category or a maximum access category. The channel communication capability may indicate one or more communication channels that the sender device (e.g., one of the devices **104-112**) is capable of using to communicate. The conformance to a WiFi standard may indicate one or more WiFi standards to which the sender device (e.g., one of the devices **104-112**) conforms.

The NDL negotiation attribute **2534** may enable a device to negotiate terms of participation of the device in an NDL group with another device. For example, the device may send a first negotiation message including the NDL negotiation attribute **2534** indicating information regarding availability of the device to participate in the NDL group. A second device may send a second negotiation message including the NDL negotiation attribute **2534** indicating information regarding availability of the second device to participate in the NDL group. The first device may exchange messages, data, or both, with the second device when the first device and the second device are available to participate in the NDL group.

Referring to FIG. **26**, a diagram **2600** of the NDL control field **2515** is shown. The NDL control field **2515** may include an availability map present field **2614**, an NDL logical channel indicator present field **2615**, a status code field **2616**, a flexible field **2617**, a power save field **2618**, a security field **2620**, a reserved field **2619**, or a combination thereof.

The availability map present field **2614** may indicate whether availability channel and time map control information is present. For example, a first value (e.g., 1) of the availability map present field **2614** may indicate that the availability channel and time map control information is present in the map control field **2517** and the availability intervals bitmap field **2518**, as described with reference to FIG. **25**. As another example, a second value (e.g., 0) of the availability map present field **2614** may indicate that the availability channel and time map control information is absent in the map control field **2517** and the availability intervals bitmap field **2518**, as described with reference to FIG. **25**.

The NDL logical channel indicator present field **2615** may indicate whether an NDL logical channel indicator is present. For example, a first value (e.g., 1) of the NDL logical channel indicator present field **2615** may indicate that the NDL logical channel indicator is present in the NDL logical channel indicator field **2516**, as further described with reference to FIG. **25**. As another example, a second value (e.g., 0) of the NDL logical channel indicator present field **2615** may indicate that the NDL logical channel indicator is absent in the NDL logical channel indicator field **2516**, as further described with reference to FIG. **25**. The NDL logical channel indicator may identify a logical channel that is defined in accordance with one or more wireless standards, such as an IEEE 802.11 standard.

The status code field **2616** may indicate whether the NDL negotiation attribute **2534** corresponds to a negotiation request, a negotiation response, a negotiation failure, or a negotiation confirmation. For example, a first value (e.g.,



00) of the status code field **2616** may indicate that the NDL negotiation attribute **2534** corresponds to a negotiation request. To illustrate, the NDL negotiation attribute **2534** may be included in a first negotiation message sent by a first device (e.g., the provider device **104**) to a second device (e.g., the first subscriber device **106**) to initiate a negotiation process.

A second value (e.g., 01) of the status code field **2616** may indicate that the NDL negotiation attribute **2534** corresponds to a negotiation response (e.g., a rejection of the negotiation request and a counter request). To illustrate, the NDL negotiation attribute **2534** may be included in a second negotiation message sent by the first subscriber device **106** to the provider device **104** in response to receiving the first negotiation message.

A third value (e.g., 10) of the status code field **2616** may indicate that the NDL negotiation attribute **2534** corresponds to a negotiation failure. To illustrate, the NDL negotiation attribute **2534** may be included in a third negotiation message sent by the provider device **104** to the first subscriber device **106** in response to receiving the second negotiation message. The provider device **104** may send the third negotiation message in response to determining that the first negotiation message indicates first NDL participation information that is incompatible with second NDL participation information indicated by the second negotiation message. For example, the first NDL participation information may indicate that the provider device **104** is available during one or more first time intervals (or first time blocks). The second NDL participation information may indicate that the first subscriber device **106** is available during one or more second time intervals (or second time blocks). The first time intervals and the second time intervals may be non-overlapping.

A fourth value (e.g., 11) of the status code field **2616** may indicate that the NDL negotiation attribute **2534** corresponds to a negotiation confirmation. To illustrate, the NDL negotiation attribute **2534** may be included in a fourth negotiation message sent by the provider device **104** to the first subscriber device **106** in response to receiving the second negotiation message. The provider device **104** may send the fourth negotiation message in response to determining that the first NDL participation information indicated by the first negotiation message is compatible with second NDL participation information indicated by the second negotiation message. For example, the first NDL participation information may indicate that the provider device **104** is available during the first time intervals. The second NDL participation information may indicate that the first subscriber device **106** is available during the second time intervals. The first time intervals may overlap the second time intervals. The fourth negotiation message may indicate the overlapping time intervals.

The flexible field **2617** may indicate whether a receiving device may negotiate an alternate schedule. For example, a first value (e.g., 1) of the flexible field **2617** may indicate that the receiving device may negotiate an alternate schedule. A second value (e.g., 0) of the flexible field **2617** may indicate that the schedule is non-negotiable. For example, the provider device **104** may send the first negotiation message indicating that the provider device **104** is available during a proposed NDL schedule including the first time intervals. The first subscriber device **106** may send a second negotiation message with the status code field **2616** indicating a negotiation failure or a negotiation confirmation in response to determining that the flexible field **2617** has the second value (e.g., 0) indicating that the schedule is non-negotiable.

Alternatively, the first subscriber device **106** may send a third negotiation message with the status code field **2616** indicating a negotiation response, a negotiation failure, or a negotiation confirmation in response to determining that the flexible field **2617** has the first value (e.g., 1) indicating that a receiving device may negotiate an alternate schedule.

The power save field **2618** may indicate a power save request. For example, a first value (e.g., 1) of the power save field **2618** (e.g., a power save bit) may identify a sender device (e.g., one of the devices **104-112**) as a power-constraint device. In a particular aspect, the first value of the power save field **2618** may indicate that the sender device is able to support a power save mechanism during participation in a particular NDL group. In a particular implementation, the sender device may support a power save mechanism (e.g., traffic messaging) during participation in a first NDL group and may not support a power save mechanism (e.g., traffic message) during participation in a second NDL group. For example, the sender device may send a particular negotiation message associated with the first NDL group with the power save field **2618** having the first value and may send another negotiation message associated with the first NDL group with the power save field **2618** having a second value (e.g., 0).

The sender device may determine whether to support a power save mechanism during participation in a particular NDL group based on a type of service (e.g., an application) associated with the particular NDL group, a topology of the particular NDL group, or both. For example, the sender device may determine that the power save mechanism during participation in an NDL group is not to be supported in response to determining that a service associated with the NDL group corresponds to a low latency application (e.g., a real-time application), that the NDL group corresponds to a first topology (e.g., a many-to-one topology), or both. As another example, the sender device may determine that the power save mechanism during participation in the NDL group is to be supported in response to determining that the service does not correspond to a low latency application (e.g., corresponds to a file transfer application), that the NDL group corresponds to a second topology (e.g., a one-to-one topology), or both. The sender device may correspond to a device that sent a negotiation message including the NDL negotiation attribute **2534**. The first value of the power save field **2618** may correspond to a power save request, as described with reference to FIG. 19.

The security field **2620** may indicate whether the security type field **2519** of FIG. 25 is present. For example, the security field **2620** may indicate whether the security type field **2519** includes valid data (e.g., security data indicating supported authentication protocol(s), cipher suites (s), or both). To illustrate, a first value (e.g., 0) of the security field **2620** may indicate that the security type field **2519** does not include valid data (e.g., the security data). A second value (e.g., 1) of the security field **2620** may indicate that the security type field **2519** includes valid data (e.g., the security data). A receiving device may, in response to determining that the security field **2620** indicates that the security type field **2519** includes valid data, determine one or more authentication protocols, one or more cipher suites, or both, supported by the sender device based on the security type field **2519**.

The NDL control field **2515** may enable a device to negotiate terms of participation of the device in an NDL group with another device. For example, the device may send a first negotiation message including the NDL control field **2515** indicating information regarding the negotiation.



97

For example, the NDL control field **2515** may indicate whether the first negotiation corresponds to a negotiation confirmation, a negotiation failure, a negotiation response, or a negotiation request.

Referring to FIG. 27, a particular aspect of a method of operation is shown and generally designated **2700**. In a particular aspect, the method **2700** may be performed by the traffic advertisement generator **130** of the provider device **104** of FIG. 1.

The method **2700** includes generating a traffic advertisement at a provider device of a neighbor aware network (NAN) data path group, at **2702**. For example, the traffic advertisement generator **130** of FIG. 1 of the provider device **104** of a data path group of the NAN **102** may generate the traffic advertisement **128**, as described with reference to FIG. 1. The traffic advertisement **128** may indicate availability of data to be sent by the provider device **104** to multiple subscriber devices (e.g., the subscriber devices **106-110**) of a set of subscriber devices (e.g., the subscriber devices **106-114**) of the NAN data path group. The data may include first data to be sent to the first subscriber device **106** and second data to be sent to the second subscriber device **108**.

The method **2700** also includes sending, from the provider device, the traffic advertisement during a paging window of the NAN data path group, at **2704**. For example, the traffic advertisement generator **130** of FIG. 1 may send the traffic advertisement **128** during a paging window of the NAN data path group, as described with reference to FIG. 1.

The method **2700** further includes receiving a first acknowledgement (ACK) during the paging window at the provider device from the first subscriber device, at **2706**. For example, the traffic advertisement generator **130** of FIG. 1 may receive the ACK **138** during the paging window from the first subscriber device **106**, as described with reference to FIG. 1.

The method **2700** also includes sending the first data from the provider device to the first subscriber device during a data transmission window of the NAN data path group, at **2708**. For example, the traffic advertisement generator **130** of FIG. 1 may send the data **122** to the first subscriber device **106** during a data transmission window, as described with reference to FIG. 1.

The method **2700** further includes sending the second data from the provider device to the second subscriber device during the data transmission window, at **2710**. For example, the traffic advertisement generator **130** of FIG. 1 may send the data **122** to the second subscriber device **108** during the data transmission window, as described with reference to FIG. 1. The data **122** sent to the first subscriber device **106** may be distinct from the data **122** sent to the second subscriber device **108**. The traffic advertisement generator **130** of FIG. 1 may not have received an ACK during the paging window from the second subscriber device **108**, as described with reference to FIG. 1.

The method **2700** may thus enable a provider device to send data of a particular service to multiple subscriber devices during a data transmission window in response to determining that an ACK has been received from a single subscriber device during a corresponding paging window or that ACKs have been received from fewer than all of the multiple subscriber devices during the corresponding paging window. For example, the provider device may send first data to an acknowledging subscriber device from which the provider device received an ACK and may send second data to a non-acknowledging subscriber device from which the provider device has not received an ACK. The provider

98

device may thus send data to multiple subscriber devices without receiving an ACK from each of the multiple subscriber devices in response to determining that an ACK has been received from at least one of the multiple subscriber devices.

Referring to FIG. 28, a particular aspect of a method of operation is shown and generally designated **2800**. In a particular aspect, the method **2800** may be performed by the traffic advertisement analyzer **134** of the device **104-114** of the system **100** of FIG. 1.

The method **2800** includes receiving a traffic advertisement at a subscriber device of a neighbor aware network (NAN) data path group from a provider device of the NAN data path group, at **2802**. For example, the traffic advertisement analyzer **134** of the first subscriber device **106** of a data path group of the NAN **102** may receive the traffic advertisement **128** from the provider device **104**, as described with reference to FIG. 1. The traffic advertisement **128** may indicate availability of data to be sent by the provider device **104** to multiple subscriber devices (e.g., the subscriber devices **106-110**) of a set of subscriber devices (e.g., the subscriber devices **106-114**) of the NAN data path group.

The method **2800** also includes determining, at the subscriber device, whether the subscriber device is a leader device of the multiple subscriber devices, at **2804**. For example, the traffic advertisement analyzer **134** of FIG. 1 may determine whether the first subscriber device **106** is a leader device of the multiple subscriber devices (e.g., the subscriber devices **106-110**), as described with reference to FIG. 1.

The method **2800** further includes, in response to determining that the subscriber device is the leader device, at **2804**, sending an acknowledgement (ACK) from the subscriber device to the provider device, at **2806**. For example, the traffic advertisement analyzer **134** of FIG. 1 may send the ACK **138** from the first subscriber device **106** to the provider device **104** in response to determining that the first subscriber device **106** is the leader device, as described with reference to FIG. 1.

The method **2800** further includes, in response to determining that the subscriber device is not the leader device, at **2804**, refraining from sending the ACK from the subscriber device to the provider device, at **2808**. For example, the traffic advertisement analyzer **134** of FIG. 1 may refrain from sending the ACK **138** from the first subscriber device **106** to the provider device **104** in response to determining that the first subscriber device **106** is not the leader device, as described with reference to FIG. 1.

The method **2800** may thus enable a subscriber device to determine send an ACK responsive to a traffic advertisement based on determining whether the subscriber device is a leader device. The subscriber device may conserve resources by refraining from sending the ACK in response to determining that the subscriber device is not the leader device.

Referring to FIG. 29, a particular example of a method of operation is shown and generally designated **2900**. The method **2900** may be performed by the traffic advertisement generator **130** of the provider device **104** of FIG. 1, the device **1002** of FIG. 10, or both.

The method **2900** includes generating a control message at a provider device of a neighbor aware network (NAN) data path group, at **2902**. For example, the device **1002** of FIG. 10A (e.g., the provider device **104**) of a data path group of the NAN **102** of FIG. 1 may generate the control message **1004**, as described with reference to FIG. 10A. The control message **1004** may indicate availability of data to be sent by

the provider device **104**. The data may include the data **122** corresponding to the first access category **1020**, as described with reference to FIG. **10A**.

The method **2900** also includes determining that transmission of the control message is to be delayed, at **2904**. For example, the device **1002** of FIG. **10A** may determine that transmission of the control message **1004** is to be delayed, as described with reference to FIG. **10A**.

The method **2900** further includes determining a first delay based on the first access category, at **2906**. For example, the device **1002** of FIG. **10A** may determine the first delay **1042** based on the first access category **1020**, as described with reference to FIGS. **10A-10B**.

The method **2900** also includes sending the control message from the provider device upon expiration of a delay period, at **2908**. For example, the device **1002** of FIG. **10A** (e.g., the provider device **104**) may send the control message **1004** upon expiration of the delay period **1060**, as described with reference to FIG. **10B**. The delay period **1060** may be based on the first delay **1042**, as described with reference to FIG. **10B**.

The method **2900** may thus enable the provider device **104** to prioritize transmission of control messages based on corresponding access categories. Control messages associated with higher priority data may be transmitted prior to messages (e.g., control messages or data packets) associated with lower priority data.

Referring to FIG. **30**, a particular example of a method of operation is shown and generally designated **3000**. The method **3000** may be performed by the traffic advertisement analyzer **134** of the first subscriber device **106** of FIG. **1**, the device **1002** of FIG. **10**, or both.

The method **3000** includes receiving a traffic advertisement at a subscriber device of a neighbor aware network (NAN) data path group from a provider device of the NAN data path group, at **3002**. For example, the control message generator **1030** of FIG. **10A** (e.g., the first subscriber device **106**) of a data path group of the NAN **102** of FIG. **1** may receive the traffic advertisement **128** from the provider device **104** of the data path group, as described with reference to FIG. **10A**. The traffic advertisement **128** may indicate availability of data to be sent by the provider device **104**. The data may include the data **122** associated with the first access category **1020**, as described with reference to FIG. **10A**.

The method **3000** also includes generating a control message based on the traffic advertisement, at **3004**. For example, the control message generator **1030** of FIG. **10A** may generate the control message **1004** based on the traffic advertisement **128**, as described with reference to FIG. **10A**. The control message **1004** may include the ACK **138** or the trigger message **150**.

The method **3000** further includes determining that transmission of the control message is to be delayed, at **3006**. For example, the control message generator **1030** of FIG. **10A** may determine that transmission of the control message **1004** is to be delayed, as described with reference to FIG. **10A**.

The method **3000** also includes determining a first delay based on the first access category, at **3008**. For example, the control message generator **1030** of FIG. **10A** may determine the first delay **1042** based on the first access category **1020**, as described with reference to FIGS. **10A-10B**.

The method **3000** further includes sending the control message from the subscriber device to the provider device upon expiration of a delay period based on the first delay, at **3010**. For example, the control message generator **1030** of

FIG. **10A** may send the control message **1004** from the first subscriber device **106** (e.g., the device **1002**) to the provider device **104** upon expiration of the delay period **1060**, as described with reference to FIGS. **10A-10B**. The delay period **1060** may be based on the first delay **1042**.

The method **3000** may thus enable the first subscriber device **106** to prioritize transmission of control messages based on corresponding access categories. Control messages associated with higher priority data may be transmitted prior to messages (e.g., control messages or data packets) associated with lower priority data.

Referring to FIG. **31**, a particular example of a method of operation is shown and generally designated **3100**. The method **3100** may be performed by the traffic advertisement generator **130** of the provider device **104** of FIG. **1**, the device **1002** of FIG. **10**, or both.

The method **3100** includes generating a traffic advertisement at a particular device, at **3102**. For example, the traffic advertisement generator **130** of the provider device **104** may generate the traffic advertisement **128**, as described with reference to FIG. **1**. The traffic advertisement **128** may indicate availability of data to be sent by the provider device **104** to multiple devices (e.g., the first subscriber device **106**, the second subscriber device **108**, the third subscriber device **110**, the fourth subscriber device **112**, or a combination thereof).

The method **3100** also includes sending, from the particular device, the traffic advertisement during a paging window, at **3104**. For example, the traffic advertisement generator **130** of the provider device **104** may send the traffic advertisement **128** during the paging window **212**, as described with reference to FIG. **2**.

The method **3100** further includes receiving an unavailable message from a first device of the multiple devices during a data transmission window that is subsequent to the paging window, at **3106**. For example, the traffic advertisement generator **130** of the provider device **104** may receive the unavailable message **1102** from the first subscriber device **106** during the data transmission window **218** that is subsequent to the paging window **212**, as described with reference to FIG. **11**.

The method **3100** also includes refraining from sending first data from the particular device to the first device during the data transmission window in response to receiving the unavailable message from the first device, at **3108**. For example, the traffic advertisement generator **130** of the provider device **104** may refrain from sending the data **122** to the first subscriber device **106** during the data transmission window **218** in response to receiving the unavailable message **1102** from the first subscriber device **106**. In a particular implementation, the traffic advertisement generator **130** of the provider device **104** may, in response to receiving the unavailable message **1102**, retain the data **122** to be sent to the first subscriber device **106**. For example, the traffic advertisement generator **130** of the provider device **104** may store the data **122** in a memory. The traffic advertisement generator **130** may send the data **122** (e.g., the retained data) to the first subscriber device **106** during a subsequent transmission window, as described with reference to FIG. **1**. For example, the traffic advertisement generator **130** may send a second traffic advertisement during a second paging window of a second transmission window. The second traffic advertisement may indicate availability of data to be sent by the provider device **104** to at least the first subscriber device **106** during a second data transmission window of the second transmission window. The data to be sent to the first subscriber device **106** during

101

the second data transmission window may include at least the retained data (e.g., the data 122).

The method 3100 may thus enable the provider device 104 to conserve resources (e.g., network resources, power, or both). For example, the provider device 104 may conserve resources by refraining from sending data to a subscriber device during a data transmission window when the subscriber device is unavailable to receive data during the data transmission window.

Referring to FIG. 32, a particular example of a method of operation is shown and generally designated 3200. The method 3200 may be performed by the traffic advertisement analyzer 134 of the first subscriber device 106 of FIG. 1, the device 1002 of FIG. 10, or both.

The method 3200 includes receiving a traffic advertisement at a first device from a particular device during a paging window, at 3202. For example, the first subscriber device 106 may receive the traffic advertisement 128 from the provider device 104 during the paging window 212, as described with reference to FIG. 2. The traffic advertisement 128 may indicate availability of data to be sent by the provider device 104.

The method 3200 also includes determining, during a data transmission window, that the first device is unavailable to receive the data, at 3204. For example, the traffic advertisement analyzer 134 of the first subscriber device 106 may determine, during the data transmission window 218, that the first subscriber device 106 is unavailable to receive the data, as described with reference to FIGS. 11-12.

The method 3200 further includes, in response to the determination, at 3204, sending an unavailable message from the first device to the particular device during the data transmission window, at 3206. The traffic advertisement analyzer 134 of the first subscriber device 106 may send the unavailable message 1102 to the provider device 104 during the data transmission window 218 in response to determining that the first subscriber device 106 is unavailable to receive the data, as described with reference to FIGS. 11-12.

The method 3200 may thus enable a subscriber device to send an unavailable message to inform a provider device that the subscriber device is unavailable to receive data. The provider device may conserve network resources by refraining from sending data to the subscriber device in response to receiving the unavailable message.

Referring to FIG. 33, a particular example of a method of operation is shown and generally designated 3300. The method 3300 may be performed by the traffic advertisement generator 130 of the provider device 104 of FIG. 1, the device 1002 of FIG. 10, or both.

The method 3300 includes generating a traffic advertisement at a particular device, at 3302. For example, the traffic advertisement generator 130 of the provider device 104 may generate the traffic advertisement 128, as described with reference to FIG. 1. The traffic advertisement 128 may indicate availability of data to be sent by the provider device 104 to multiple devices (e.g., the first subscriber device 106, the second subscriber device 108, the third subscriber device 110 of FIG. 1, or a combination thereof). The data may include first data (e.g., the data 122) to be sent to the first subscriber device 106 and second data (e.g., the data 122) to be sent to the second subscriber device 108. The data 122 sent to be sent to the first subscriber device 106 may be distinct from the data 122 to be sent to the second subscriber device 108.

The method 3300 also includes sending, from the particular device, the traffic advertisement during a paging window, at 3304. For example, the traffic advertisement

102

generator 130 of the provider device 104 may send the traffic advertisement 128 during the paging window 212, as described with reference to FIG. 2.

The method 3300 further includes receiving a limited availability message from the first device during the paging window or a data transmission window that is subsequent to the paging window, at 3306. For example, the traffic advertisement generator 130 of the provider device 104 may receive the limited availability message 1302 from the first subscriber device 106 during the paging window 212, the data transmission window 218, or both, as described with reference to FIGS. 13-14.

The method 3300 also includes, in response to receiving the limited availability message from the first device, send the first data to the first device during the data transmission window prior to sending the second data to the second device during the data transmission window, at 3308. For example, the traffic advertisement generator 130 of the provider device 104 may, in response to receiving the limited availability message 1302 from the first subscriber device 106, send the first data (e.g., the data 122) to the first subscriber device 106 prior to sending the second data (e.g., the data 122) to the second subscriber device 108 during the data transmission window 218, as described with reference to FIGS. 13-14.

The method 3300 may thus enable a provider device to prioritize sending data to a subscriber device in response to receiving a partially available message from the subscriber device. Prioritizing sending the data may increase a likelihood of the subscriber device receiving the data prior to becoming unavailable.

Referring to FIG. 34, a particular example of a method of operation is shown and generally designated 3400. The method 3400 may be performed by the traffic advertisement analyzer 134 of the first subscriber device 106 of FIG. 1, the device 1002 of FIG. 10, or both.

The method 3400 includes receiving a traffic advertisement at a first device from a particular device during a paging window, at 3402. For example, the traffic advertisement analyzer 134 of the first subscriber device 106 may receive the traffic advertisement 128 from the provider device 104 during the paging window 212, as described with reference to FIG. 2. The traffic advertisement 128 may indicate availability of data to be sent by the provider device 104.

The method 3400 also includes determining that the first device is expected to be unavailable to receive the first data during a portion of a data transmission window that is subsequent to the paging window, at 3404. For example, the traffic advertisement analyzer 134 of the first subscriber device 106 may determine that the first subscriber device 106 is expected to be unavailable to receive the first data during at least a portion of the data transmission window 218 that is subsequent to the paging window 212, as described with reference to FIGS. 13-14.

The method 3400 further includes, in response to the determination, at 3404, sending a limited availability message from the first device to the particular device during the paging window or the data transmission window, at 3406. For example, the traffic advertisement analyzer 134 of the first subscriber device 106 may send the limited availability message 1302 to the provider device 104 during the paging window 212 or the data transmission window 218 in response to determining that the first subscriber device 106 is expected to be unavailable to receive the first data, as described with reference to FIGS. 13-14.

103

The method **3400** may thus increase a likelihood of a subscriber device receiving data during a data transmission window. For example, the subscriber device may send a partially available message to inform a provider device that the subscriber device is unavailable during at least a portion of a data transmission window. The provider device may prioritize sending data to the subscriber device during the data transmission window in response to receiving the partially available message. The subscriber device may receive the data prior to becoming unavailable.

Referring to FIG. **35**, a particular example of a method of operation is shown and generally designated **3500**. The method **3500** may be performed by the traffic advertisement analyzer **134** of the first subscriber device **106** of FIG. **1**, the device **1002** of FIG. **10**, or both.

The method **3500** includes generating a traffic advertisement at a particular device, at **3502**. For example, the traffic advertisement generator **130** of the provider device **104** may generate the traffic advertisement **128**, as described with reference to FIG. **1**. The traffic advertisement **128** may indicate availability of data to be sent by the provider device **104** to multiple devices (e.g., the first subscriber device **106**, the second subscriber device **108**, the third subscriber device **110**, or a combination thereof).

The method **3500** also includes sending, from the particular device, the traffic advertisement during a paging window, at **3504**. For example, the traffic advertisement generator **130** of the provider device **104** may send the traffic advertisement **128** during the paging window **212**, as described with reference to FIG. **2**.

The method **3500** further includes monitoring a communication channel during a first portion of a data transmission window irrespective of whether an acknowledgement (ACK) is received during the paging window, at **3506**. For example, the traffic advertisement generator **130** may monitor a communication during the trigger slot **214** irrespective of whether the ACK **138** is received during the paging window **212**, as described with reference to FIGS. **15-18**.

The method **3500** may enable a provider device to send data to a subscriber device irrespective of whether an ACK is received during a paging window. For example, the provider device may monitor a communication channel during a first portion of a data transmission window irrespective of whether an ACK is received during the paging window. The provider device may send the data to the subscriber device in response to receiving a trigger message from the subscriber device during the first portion of the data transmission window.

Referring to FIG. **36**, a particular aspect of a method of operation is shown and generally designated **3600**. In a particular aspect, the method **3600** may be performed by the traffic advertisement analyzer **134**, traffic advertisement generator **130**, or both, of the device **104-114** of the system **100** of FIG. **1**.

The method **3600** includes receiving a packet at a first device from a second device, at **3602**. For example, the first subscriber device **106** of FIG. **1** may receive a packet that includes the data **122** from the provider device **104**, as described with reference to FIG. **1**. The first subscriber device **106** may be operating in a promiscuous mode, as described with reference to FIG. **1**.

The method **3600** also includes selectively processing the packet based on determining the first device is associated with the second device, the packet includes a group identifier of a group of devices including the first device, the packet corresponds to an active traffic session between the first device and the second device, or a combination thereof, at

104

**3604**. The first subscriber device **106** (e.g., the traffic advertisement analyzer **134**) may selectively process the packet (e.g., the data **122**) based on determining that the first subscriber device **106** is associated with the provider device **104**, the packet includes a group identifier (e.g., a NAN cluster identifier or an NDL group identifier) of a group of devices (e.g., a NAN cluster or an NDL group) that includes the first subscriber device **106**, the packet corresponds to an active traffic session between the first subscriber device **106** and the provider device **104**, or a combination thereof, as described with reference to FIG. **1**. For example, the first subscriber device **106** may process the packet (e.g., the data **122**) in response to determining that the first subscriber device **106** is associated with the provider device **104**, the packet includes the group identifier (e.g., the NAN cluster identifier or the NDL group identifier), the packet corresponds to an active traffic session between the first subscriber device **106** and the provider device **104**, or a combination thereof. Alternatively, the first subscriber device **106** may refrain from processing the packet (e.g., the data **122**) in response to determining that the first subscriber device **106** is not associated with the provider device **104**, the packet does not include the group identifier (e.g., the NAN cluster identifier or the NDL group identifier), the packet does not correspond to an active traffic session between the first subscriber device **106** and the provider device **104**, or a combination thereof.

The method **3600** may thus enable a device to process a packet independently of whether the packet indicates the device as a destination of the packet. The device may selectively process packets based on an association identifier included in the packet, a group identifier included in the packet, whether there is an active traffic session between the device and a sender of the packet, or a combination thereof.

Referring to FIG. **37**, a particular aspect of a method of operation is shown and generally designated **3700**. In a particular aspect, the method **3700** may be performed by the traffic advertisement generator **130** of the device **104-114** of the system **100** of FIG. **1**.

The method **3700** includes generating, at a device, a frame having a neighbor aware network (NAN) service discovery frame format, at **3702**. For example, the provider device **104** (e.g., the traffic advertisement generator **130**) of FIG. **1** may generate the traffic advertisement **2110** having a NAN service discovery frame format, as described with reference to FIGS. **21-22**. The traffic advertisement **2110** may include the traffic announcement attribute **2134** that indicates availability of data to be sent by the provider device **104**, as described with reference to FIGS. **21-22**.

The method **3700** also includes sending the frame during a communication window, at **3704**. For example, the provider device **104** of FIG. **1** may send the traffic advertisement **2110** of FIG. **21** during a communication window.

The method **3700** may thus enable the provider device **104** to send the traffic advertisement **2110** to advertise availability of data to be sent by the provider device **104**. A subscriber device may determine whether the provider device **104** has data to send to the subscriber device during a transmission window based on the traffic advertisement **2110**.

Referring to FIG. **38**, a particular aspect of a method of operation is shown and generally designated **3800**. In a particular aspect, the method **3800** may be performed by the traffic advertisement generator **130** of the device **104-114** of the system **100** of FIG. **1**.

The method **3800** includes receiving a frame at a first device from a second device, at **3802**. For example, the first

105

subscriber device **106** (e.g., the traffic advertisement analyzer **134**) of FIG. **1** may receive the traffic advertisement **2110** from the provider device **104**, as described with reference to FIGS. **21-22**. The traffic advertisement **2110** may have a neighbor aware network (NAN) service discovery frame format.

The method **3800** also includes determining the frame includes a traffic announcement attribute indicating availability of data to be sent by the second device to one or more devices, at **3804**. For example, the first subscriber device **106** (e.g., the traffic advertisement analyzer **134**) of FIG. **1** may determine the traffic advertisement **2110** includes the traffic announcement attribute **2134** indicating availability of data to be sent by the provider device **104** to one or more devices, as described with reference to FIGS. **21-22**.

The method **3800** further includes monitoring a communication channel during a NAN data link (NDL) time block based on the determination, at **3806**. For example, the first subscriber device **106** (e.g., the traffic advertisement analyzer **134**) of FIG. **1** may monitor a communication channel during an NDL time block based on the determination, as described with reference to FIGS. **21-22**.

The method **3800** may thus enable a subscriber device to determine whether the provider device **104** has data to send to the subscriber device during an NDL block based on the traffic advertisement **2110**. The subscriber device may monitor a communication channel during the NDL block based on the determination.

Referring to FIG. **39**, a particular aspect of a method of operation is shown and generally designated **3900**. In a particular aspect, the method **3900** may be performed by the traffic advertisement generator **130** of the device **104-114** of the system **100** of FIG. **1**.

The method **3900** includes generating, at a first device, a traffic advertisement indicating availability of data to be sent by the first device to at least one second device, at **3902**. For example, the provider device **104** (e.g., the traffic advertisement generator **130**) may generate the traffic advertisement **128** indicating availability of data to be sent by the provider device **104** to at least one second device (e.g., the subscriber devices **106**, **108**, and **110**), as described with reference to FIGS. **1** and **19**.

The method **3900** also includes sending the traffic advertisement during an initial portion of a neighbor aware network (NAN) data link (NDL) time block, at **3904**. For example, the provider device **104** (e.g., the traffic advertisement generator **130**) of FIG. **1** may send the traffic advertisement **128** during an initial portion of an NDL time block.

The method **3900** further includes sending first data to the second device during the NDL time block, at **3906**. For example, the provider device **104** (e.g., the traffic advertisement generator **130**) may send the data **122** to the first subscriber device **106** during the NDL time block, as described with reference to FIG. **19**. The data **122** may be sent independently of receiving the ACK **138** responsive to the traffic advertisement **128** from the first subscriber device **106**.

The method **3900** may thus enable the provider device **104** to use the entire NDL block to send the traffic advertisement **128**, the data **122**, or both. The provider device **104** may send the data **122** earlier in the NDL block without waiting to receive the ACK **138**.

Referring to FIG. **40**, a particular aspect of a method of operation is shown and generally designated **4000**. In a particular aspect, the method **4000** may be performed by the traffic advertisement analyzer **134** of the device **104-114** of the system **100** of FIG. **1**.

106

The method **4000** includes receiving a traffic advertisement at a first device from a second device during an initial portion of a neighbor aware network (NAN) data link (NDL) time block, at **4002**. For example, the first subscriber device **106** (e.g., the traffic advertisement analyzer **134**) may receive the traffic advertisement **128** from the provider device **104** during an initial portion of an NDL time block, as described with reference to FIG. **1**. The traffic advertisement **128** may indicate availability of data to be sent by the provider device **104** to one or more recipient devices (e.g., the subscriber devices **106**, **108**, and **110**).

The method **4000** also includes monitoring a communication channel at the first device during at least a first portion of the NDL block based on determining that the first device is included in the one or more recipient devices, at **4004**. For example, the first subscriber device **106** may monitor a communication channel during at least a first portion of the NDL block based on determining that the first subscriber device **106** is included in the one or more recipient devices, as described with reference to FIG. **19**. The communication channel may be monitored independently of whether the ACK **138** responsive to the traffic advertisement **128** is detected from the one or more recipient devices (e.g., the subscriber devices **106**, **108**, and **110**).

Referring to FIG. **41**, a particular aspect of a method of operation is shown and generally designated **4100**. In a particular aspect, the method **4100** may be performed by the traffic advertisement generator **130** of the device **104-114** of the system **100** of FIG. **1**.

The method **4100** includes generating, at a first device, a traffic page indicating that the first device will not send data to a second device during a neighbor aware network (NAN) data link (NDL) time block, at **4102**. For example, the provider device **104** (e.g., the traffic advertisement generator **130**) of FIG. **1** may send the traffic page **1932** indicating that the provider device **104** will not send data to the fourth subscriber device **112** during an NDL time block, as described with reference to FIG. **19**.

The method **4100** also includes transmitting the traffic page during the NDL time block, at **4104**. For example, the provider device **104** (e.g., the traffic advertisement generator **130**) of FIG. **1** may transmit the traffic page **1932** during the NDL time block.

The method **4100** may thus enable the provider device **104** to send the traffic page **1932** to indicate that the provider device **104** will not send data to one or more non-recipient devices during an NDL time block. A subscriber device may monitor a communication channel during the NDL time block prior to receiving the traffic page **1932**. The subscriber device may transition to an inactive mode during a remaining portion of the NDL time block in response to determining that the traffic page **1932** indicates that the non-recipient devices include the subscriber device. In a particular aspect, the subscriber device may not receive the traffic page **1932** and may monitor the communication channel during the NDL time block. The provider device **104** may use the entire NDL time block to send the data **122**.

Referring to FIG. **42**, a particular aspect of a method of operation is shown and generally designated **4200**. In a particular aspect, the method **4200** may be performed by the traffic advertisement analyzer **134** of the device **104-114** of the system **100** of FIG. **1**.

The method **4200** includes receiving a traffic page at a first device from a second device, at **4202**. For example, the first subscriber device **106** (e.g., the traffic advertisement analyzer **134**) of FIG. **1** may receive the traffic page **1932** from the provider device **104**, as described with reference to FIG.

107

19. The traffic page 1932 may indicate that the provider device 104 will not send data to one or more non-recipient devices (e.g., the fourth subscriber device 112).

The method 4200 also includes determining whether to monitor a communication channel during a first portion of a neighbor aware network (NAN) data link (NDL) time block based on whether the first device is included in the one or more non-recipient devices, at 4204. For example, the first subscriber device 106 (e.g., the traffic advertisement analyzer 134) of FIG. 1 may determine whether to monitor a communication channel during a first portion of an NDL time block based on whether the first subscriber device 106 is included in the one or more non-recipient devices, as described with reference to FIG. 20.

The method 4200 may enable a subscriber device to determine whether to monitor a communication channel during an NDL time block based on receiving the traffic page 1932 from the provider device 104. The traffic page 1932 may indicate that the provider device 104 will not send data to one or more non-recipient devices. The subscriber device may determine whether to monitor the communication channel based on whether the non-recipient devices include the subscriber device.

Referring to FIG. 43, a particular aspect of a method of operation is shown and generally designated 4300. In a particular aspect, the method 4300 may be performed by the traffic advertisement analyzer 134 of the device 104-114 of the system 100 of FIG. 1.

The method 4300 includes monitoring, at a first device, a communication channel during a first portion of a neighbor aware network (NAN) data link (NDL) time block independently of receiving a traffic advertisement from a second device indicating that the second device will send first data to the first device during the transmission window, at 4302. For example, the first subscriber device 106 (e.g., the traffic advertisement analyzer 134) of FIG. 1 may monitor a communication channel during a first portion of an NDL time block independently of receiving the traffic advertisement 128 from the provider device 104, as described with reference to FIG. 20. The traffic advertisement 128 may indicate that the provider device 104 will send data to the first subscriber device 106 during the transmission window.

The method 4300 also includes receiving the first data from the second device during the first portion of the NDL time block, at 4304. For example, the first subscriber device 106 (e.g., the traffic advertisement analyzer 134) of FIG. 1 may receive the data 122 from the provider device 104 during the first portion of the NDL time block.

The method 4300 may thus enable a subscriber device to receive data from the provider device 104 independently of receiving a traffic advertisement from the provider device 104. The provider device 104 may not send the traffic advertisement and use the entire NDL time block to send the data 122.

Referring to FIG. 44, a particular aspect of a method of operation is shown and generally designated 4400. In a particular aspect, the method 4400 may be performed by the traffic advertisement generator 130, the traffic advertisement analyzer 134, or both, of the device 104-114 of the system 100 of FIG. 1.

The method 4400 includes generating, at a first device, a notice of absence indicating that the first device is unavailable to participate in at least one neighbor aware network (NAN) data link (NDL) group, at 4402. For example, the third subscriber device 110 of FIG. 1 may generate the notice of absence 1934 indicating that the third subscriber

108

device 110 is unavailable to participate in at least one NDL group, as described with reference to FIG. 19.

The method 4400 also includes transmitting, from the first device, the notice of absence during a NAN discovery window, at 4404. For example, the third subscriber device 110 of FIG. 1 may transmit the notice of absence 1934 during a NAN discovery window, as described with reference to FIG. 19.

The method 4400 may thus enable a device to send information indicating that the device is unavailable to participate in at least one NDL group. Other devices may refrain from sending data associated with the at least one NDL group to the device in response to receiving the information.

Referring to FIG. 45, a particular aspect of a method of operation is shown and generally designated 4500. In a particular aspect, the method 4500 may be performed by the traffic advertisement generator 130, the traffic advertisement analyzer 134, or both, of the device 104-114 of the system 100 of FIG. 1.

The method 4500 includes receiving a notice of absence at a first device from a second device during a neighbor aware network (NAN) discovery window, at 4502. For example, the provider device 104 of FIG. 1 may receive the notice of absence 1934 from the third subscriber device 110 during the NAN discovery window, as described with reference to FIG. 19. The notice of absence 1934 may indicate that the third subscriber device 110 is unavailable to participate in at least one NAN data link (NDL) group.

The method 4500 also includes determining that the first device will not send first data associated with the at least one NDL group to the second device during at least a portion of one or more discovery intervals subsequent to the NAN discovery window, at 4504. For example, the provider device 104 of FIG. 1 may determine that first data associated with the at least one NDL group is not to be sent to the third subscriber device 110 during at least a portion of a first discovery interval subsequent to the NAN discovery window, as described with reference to FIG. 19. As another example, the provider device 104 of FIG. 1 may determine that first data associated with the at least one NDL group is not to be sent to the third subscriber device 110 during multiple discovery intervals subsequent to the NAN discovery window.

The method 4500 may thus enable a first device to receive a notice of absence from a second device indicating that the second device is unavailable to participate in at least one NDL group. The first device may refrain from sending data associated with the at least one NDL group to the second device based on the notice of absence.

Referring to FIG. 46, a particular aspect of a method of operation is shown and generally designated 4600. In a particular aspect, the method 4600 may be performed by the traffic advertisement generator 130 of the device 104-114 of the system 100 of FIG. 1.

The method 4600 includes exchanging, at a first device, a negotiation message with a second device, at 4602. For example, the provider device 104 of FIG. 1 may exchange a negotiation message (e.g., the first negotiation message 1928, the second negotiation message 1938, or both) with the first subscriber device 106, as described with reference to FIG. 19.

The method 4600 also includes determining, at the first device, whether to send a traffic message during a transmission window based on the negotiation message, at 4604. For example, the provider device 104 of FIG. 1 may determine whether to send the traffic message 1930 during a transmiss-

109

sion window based on the negotiation message (e.g., the first negotiation message 1928, the second negotiation message 1938, or both).

The method 4600 may thus enable a first device to negotiate with another device as to whether traffic messages are to be exchanged during a transmission window. The first device may send a traffic message to a second device in response to determining that a negotiation message indicates that traffic messages are to be exchanged. For example, a negotiation message including a power save request may indicate that traffic messages are to be exchanged during the transmission window.

Referring to FIG. 47, a particular aspect of a method of operation is shown and generally designated 4700. In a particular aspect, the method 4700 may be performed by the traffic advertisement analyzer 134 of the device 104-114 of the system 100 of FIG. 1.

The method 4700 includes exchanging, at a first device, a negotiation message with a second device, at 4702. For example, the first subscriber device 106 of FIG. 1 may exchange a negotiation message (e.g., the first negotiation message 1928, the second negotiation message 1938, or both) with the provider device 104, as described with reference to FIG. 19.

The method 4700 also includes receiving a traffic message from the second device, at 4704. For example, the first subscriber device 106 of FIG. 1 may receive the traffic message 1930 from the provider device 104, as described with reference to FIG. 19.

The method 4700 further includes selectively processing the traffic message based on the negotiation message, at 4706. For example, the first subscriber device 106 of FIG. 1 may selectively process the traffic message 1930 based on the negotiation message (e.g., the first negotiation message 1928, the second negotiation message 1938, or both). To illustrate, the first subscriber device 106 may process the traffic message 1930 in response to determining that the negotiation message (e.g., the first negotiation message 1928, the second negotiation message 1938, or both) indicates a power save request, as described with reference to FIG. 19. Alternatively, the first subscriber device 106 may refrain from processing the traffic message 1930 in response to determining that the negotiation message (e.g., the first negotiation message 1928, the second negotiation message 1938, or both) does not indicate a power save request, as described with reference to FIG. 19.

The method 4700 may thus enable a first device to negotiate with another device as to whether traffic messages are to be exchanged during a transmission window. The first device may refrain from processing a traffic message in response to determining that a negotiation message indicates that traffic messages are not to be exchanged during the transmission window.

Referring to FIG. 48, a particular aspect of a method of operation is shown and generally designated 4800. In a particular aspect, the method 4800 may be performed by the traffic advertisement generator 130 of the device 104-114 of the system 100 of FIG. 1.

The method 4800 includes generating, at a first device, a service advertisement indicating that the first device supports traffic messaging, at 4802. For example, the provider device 104 of FIG. 1 may generate a service advertisement indicating that the provider device 104 supports traffic messaging, as described with reference to FIG. 19.

The method 4800 also includes transmitting the service advertisement, at 4804. For example, the provider device 104 of FIG. 1 may transmit the service advertisement.

110

The method 4800 may thus enable a first device to advertise whether the first device supports traffic messaging associated with a particular service. Another device may determine whether to participate in a particular NDL group corresponding to the particular service based on whether the first device supports traffic messaging associated with the particular service.

Referring to FIG. 49, a particular illustrative aspect of a wireless communication device is depicted and generally designated 4900. The device 4900 includes a processor 4910, such as a digital signal processor, coupled to a memory 4932. In an illustrative aspect, the device 4900, or components thereof, may correspond to the device 104-114 of FIG. 1, the device 1002 of FIG. 10A, or components thereof. The processor 4910 may include the traffic advertisement generator 130 (e.g., the control message generator 1030 of FIG. 10A), the traffic advertisement analyzer 134 (e.g., the control message generator 1030 of FIG. 10A), or both.

The processor 4910 may be configured to execute software (e.g., a program of one or more instructions 4968) stored in the memory 4932. Additionally or alternatively, the processor 4910 may be configured to implement one or more instructions stored in a memory of a wireless interface 4940 (e.g., an Institute of Electrical and Electronics Engineers (IEEE) 802.11 compliant interface). For example, the wireless interface 4940 may be configured to operate in accordance with one or more wireless communication standards, including one or more IEEE 802.11 standards and one or more NAN standards. In a particular aspect, the processor 4910 may be configured to perform one or more operations or methods described with reference to FIGS. 1-48. For example, the processor 4910 may be configured to monitor one or more communication channels during one or more associated paging windows, one or more trigger slots, one or more data transmission windows, one or more portions of data transmission windows, or a combination thereof. The processor 4910 may be configured to generate the traffic advertisement 128 of FIG. 1 and to send the traffic advertisement 128 via one or more communication channels. To illustrate, the processor 4910 may be configured to add the traffic advertisement 128 of FIG. 1 to the first transmission queue 1010 of FIG. 10A based on the first access category 1020 of FIG. 10A and may be configured to process the first transmission queue 1010 in an order or at a time based on the first access category 1020. The processor 4910 may be configured to receive the ACK 138 of FIG. 1 via one or more communication channels. The processor 4910 may be configured to send the trigger request 544 of FIG. 1 via one or more communication channels. To illustrate, the processor 4910 may be configured to add the trigger request 544 of FIG. 5 to the first transmission queue 1010 of FIG. 10A based on the first access category 1020 of FIG. 10A and may be configured to process the first transmission queue 1010 in an order or at a time based on the first access category 1020. The processor 4910 may be configured to receive the trigger message 150 of FIG. 1 via one or more communication channels. The processor 4910 may be configured to send the data 122 of FIG. 1 via one or more communication channels. The processor 4910 may be configured to transition to an inactive mode during one or more paging windows, one or more trigger slots, one or more data transmission windows, one or more portions of data transmission windows, or a combination thereof.

As another example, the processor 4910 may be configured to receive the traffic advertisement 128 of FIG. 1 via one or more communication channels. The processor 4910

111

may be configured to send the ACK 138 of FIG. 1 via one or more communication channels. To illustrate, the processor 4910 may be configured to add the ACK 138 of FIG. 1 to the first transmission queue 1010 of FIG. 10A based on the first access category 1020 of FIG. 10A and may be configured to process the first transmission queue 1010 in an order or at a time based on the first access category 1020. The processor 4910 may be configured to receive the trigger request 544 of FIG. 1 via one or more communication channels. The processor 4910 may be configured to send the trigger message 150 of FIG. 1 via one or more communication channels. To illustrate, the processor 4910 may be configured to add the trigger message 150 of FIG. 1 to the first transmission queue 1010 of FIG. 10A based on the first access category 1020 of FIG. 10A and may be configured to process the first transmission queue 1010 in an order or at a time based on the first access category 1020. The processor 4910 may be configured to receive the data 122 of FIG. 1 via one or more communication channels.

The wireless interface 4940 may be coupled to the processor 4910 and to an antenna 4942. For example, the wireless interface 4940 may be coupled to the antenna 4942 via a transceiver 136, such that wireless data may be received via the antenna 4942 and may be provided to the processor 4910.

A coder/decoder (CODEC) 4934 can also be coupled to the processor 4910. A speaker 4936 and a microphone 4938 can be coupled to the CODEC 4934. A display controller 4926 can be coupled to the processor 4910 and to a display device 4928. In a particular aspect, the processor 4910, the display controller 4926, the memory 4932, the CODEC 4934, and the wireless interface 4940 are included in a system-in-package or system-on-chip device 4922. In a particular aspect, an input device 4930 and a power supply 4944 are coupled to the system-on-chip device 4922. Moreover, in a particular aspect, as illustrated in FIG. 49, the display device 4928, the input device 4930, the speaker 4936, the microphone 4938, the antenna 4942, and the power supply 4944 are external to the system-on-chip device 4922. However, each of the display device 4928, the input device 4930, the speaker 4936, the microphone 4938, the antenna 4942, and the power supply 4944 can be coupled to one or more components of the system-on-chip device 4922, such as one or more interfaces or controllers. In a particular aspect, the device 4900 may include at least one of a communications device, a music player, a video player, an entertainment unit, a navigation device, a personal digital assistant (PDA), a mobile device, a computer, a decoder, or a set top box.

In conjunction with the described aspects, an apparatus includes means for generating a traffic advertisement indicating availability of data to be sent to multiple subscriber devices of a set of subscriber devices of a neighbor aware network (NAN) data path group. For example, the means for generating may include the traffic advertisement generator 130, the device 104-114, the processor 4910 programmed to execute the instructions 4968, one or more other devices, circuits, or modules configured to generate the traffic advertisement, or a combination thereof. The data may include first data to be sent to a first subscriber device of the multiple subscriber devices and second data to be sent to a second subscriber device of the multiple subscriber devices.

The apparatus also includes means for receiving a first acknowledgement (ACK) during a paging window of the NAN data path group from the first subscriber device. For example, the means for receiving may include the trans-

112

ceiver 136, one or more other devices, circuits, or modules configured to receive a first ACK, or a combination thereof.

The apparatus further includes means for transmitting configured to send the traffic advertisement during the paging window, to send the first data to the first subscriber device during a data transmission window of the NAN data path group, and to send the second data to the second subscriber device during the data transmission window. For example, the means for transmitting may include the transceiver 136, one or more other devices, circuits, or modules configured to transmit the traffic advertisement, to send the first data, and to send the second data, or a combination thereof. The second data may be sent without receiving a second ACK from the second subscriber device during the paging window.

Further, in conjunction with the described aspects, an apparatus includes means for receiving configured to receive a traffic advertisement from a provider device of a neighbor aware network (NAN) data path group. For example, the means for receiving may include the transceiver 136, one or more other devices, circuits, or modules configured to receive the traffic advertisement, or a combination thereof. The traffic advertisement indicates that the provider device has data to be sent to multiple subscriber devices of a set of subscriber devices of the NAN data path group.

The apparatus also includes means for subscribing to a service configured to determine whether the apparatus is a leader device of the multiple subscriber devices. For example, the means for subscribing may include the traffic advertisement analyzer 134, the device 104-114, the processor 4910 programmed to execute the instructions 4968, one or more other devices, circuits, or modules configured to determine whether the apparatus is the leader device of the multiple subscriber devices, or a combination thereof.

The apparatus further includes means for transmitting configured to send an acknowledgement (ACK) to the provider device in response to a first determination that the apparatus is the leader device, and to refrain from sending the ACK to the provider device in response to a second determination that the apparatus is not the leader device. For example, the means for transmitting may include the transceiver 136, one or more other devices, circuits, or modules configured to send the ACK in response to the first determination and to refrain from sending the ACK in response to the second determination, or a combination thereof.

Additionally, in conjunction with the described aspects, an apparatus includes means for generating a control message indicating availability of data to be sent to at least one device of a set of devices. For example, the means for generating may include the traffic advertisement generator 130, the traffic advertisement analyzer 134, the device 104-114, the device 1002, the control message generator 1030, the processor 4910 programmed to execute the instructions 4968, one or more other devices, circuits, or modules configured to generate the control message, or a combination thereof. The data may include first data associated with the first access category.

The apparatus also includes means for transmitting the control message upon expiration of a delay period. For example, the means for transmitting may include the transceiver 136, one or more other devices, circuits, or modules configured to send a control message, or a combination thereof. The delay period may be based on the first access category.

Further, in conjunction with the described aspects, an apparatus includes means for receiving a traffic advertisement from a provider device of a neighbor aware network



113

(NAN) data path group. For example, the means for receiving may include the transceiver **136**, one or more other devices, circuits, or modules configured to receive the traffic advertisement, or a combination thereof. The traffic advertisement may indicate availability of data to be sent by the provider device. The data may include first data associated with a first access category.

The apparatus also includes means for generating a control message based on the traffic advertisement, the means for generating configured to determine a first delay based on the first access category in response to determining that transmission of the control message is to be delayed. For example, the means for generating may include the traffic advertisement analyzer **134**, the device **104-114**, the device **1002**, the control message generator **1030**, the processor **4910** programmed to execute the instructions **4968**, one or more other devices, circuits, or modules configured to generate the control message and to determine the first delay, or a combination thereof. The control message may include an acknowledgement (ACK) or a trigger message.

The apparatus further includes means for transmitting configured to send the control message to the provider device upon expiration of a delay period. For example, the means for transmitting may include the transceiver **136**, one or more other devices, circuits, or modules configured to send the control message to the provider device upon expiration of the delay period, or a combination thereof. The delay period may be based on the first delay.

Also, in conjunction with the described aspects, an apparatus includes means for generating a traffic advertisement indicating availability of data to be sent to multiple devices. For example, the means for generating may include the traffic advertisement generator **130**, one or more other devices, circuits, or modules configured to generate the traffic advertisement, or a combination thereof.

The apparatus also includes means for sending the traffic advertisement during a paging window. For example, the means for sending may include the traffic advertisement generator **130**, the transceiver **136**, one or more other devices, circuits, or modules configured to send the traffic advertisement and to refrain from sending the first data, or a combination thereof. The means for sending may be configured to, in response to receiving an unavailable message from a first device of the multiple devices during a data transmission window that is subsequent to the paging window, refrain from sending first data to the first device during the data transmission window.

The apparatus further includes means for receiving the unavailable message from the first device during the data transmission window. For example, the means for receiving may include the traffic advertisement generator **130**, the transceiver **136**, one or more other devices, circuits, or modules configured to receive the unavailable message, or a combination thereof.

Further, in conjunction with the described aspects, an apparatus includes means for receiving a traffic advertisement from a particular device during a paging window. For example, the means for receiving may include the traffic advertisement analyzer **134**, the transceiver **136**, one or more other devices, circuits, or modules configured to receive the traffic advertisement, or a combination thereof. The traffic advertisement **128** may indicate availability of data to be sent by the provider device **104**.

The apparatus may also include means for determining that the apparatus is unavailable to receive the data during a data transmission window. For example, the means for determining may include the traffic advertisement analyzer

114

**134**, one or more other devices, circuits, or modules configured to determine that the apparatus is unavailable to receive the data, or a combination thereof.

The apparatus may further include means for sending an unavailable message to the particular device during the data transmission window in response to the determination that the apparatus is unavailable to receive the data. For example, the means for sending may include the traffic advertisement analyzer **134**, the transceiver **136**, one or more other devices, circuits, or modules configured to send the unavailable message, or a combination thereof.

Also, in conjunction with the described aspects, an apparatus includes means for generating a traffic advertisement indicating availability of data to be sent to multiple devices. For example, the means for generating may include the traffic advertisement generator **130**, one or more other devices, circuits, or modules configured to generate the traffic advertisement, or a combination thereof. The data includes first data to be sent to the first subscriber device **106** and second data to be sent to the second subscriber device **108**.

The apparatus also includes means for sending the traffic advertisement during a paging window and, in response to receiving a partially available message from the first device, sending the first data to the first device during a data transmission window prior to sending the second data to the second device during the data transmission window. For example, the means for sending the traffic advertisement and sending the first data may include the traffic advertisement generator **130**, the transceiver **136**, one or more other devices, circuits, or modules configured to send the traffic advertisement and to send the first data, or a combination thereof. The data transmission window may be subsequent to the paging window.

The apparatus further includes means for receiving the partially available message from the first device during the paging window or the data transmission window. For example, the means for receiving may include the traffic advertisement generator **130**, the transceiver **136**, one or more other devices, circuits, or modules configured to receive the partially available message, or a combination thereof.

Further, in conjunction with the described aspects, an apparatus includes means for receiving a traffic advertisement from a particular device during a paging window. For example, the means for receiving may include the traffic advertisement analyzer **134**, the transceiver **136**, one or more other devices, circuits, or modules configured to receive the traffic advertisement, or a combination thereof. The traffic advertisement may indicate availability of data to be sent by the particular device.

The apparatus also includes means for determining that the apparatus is expected to be unavailable to receive the data during a portion of a data transmission window that is subsequent to the paging window. For example, the means for determining may include the traffic advertisement analyzer **134**, one or more other devices, circuits, or modules configured to determine that the apparatus is expected to be unavailable, or a combination thereof.

The apparatus further includes means for sending a partially available message to the particular device during the paging window or the data transmission window in response to the determination that the apparatus is expected to be unavailable. For example, the means for sending may include the traffic advertisement analyzer **134**, the trans-

115

ceiver **136**, one or more other devices, circuits, or modules configured to send the partially available message, or a combination thereof.

Also, in conjunction with the described aspects, an apparatus includes means for generating a traffic advertisement indicating availability of data to be sent to multiple devices. For example, the means for generating may include the traffic advertisement generator **130**, one or more other devices, circuits, or modules configured to generate the traffic advertisement, or a combination thereof.

The apparatus also includes means for sending the traffic advertisement during a paging window. For example, the means for sending may include the traffic advertisement generator **130**, the transceiver **136**, one or more other devices, circuits, or modules configured to send the traffic advertisement, or a combination thereof.

The apparatus further includes means for monitoring a communication channel during a first portion of a data transmission window irrespective of whether an acknowledgement (ACK) is received during the paging window. For example, the means for monitoring may include the traffic advertisement generator **130**, the transceiver **136**, one or more other devices, circuits, or modules configured to monitor the communication channel, or a combination thereof. The data transmission window may be subsequent to the paging window.

Further, in conjunction with the described aspects, an apparatus includes means for receiving a packet at a first device from a second device. For example, the means for receiving may include the transceiver **136**, the wireless interface **4940**, one or more other devices, circuits, or modules configured to receive the packet, or a combination thereof. The first device may be configured to operate in a promiscuous mode.

The apparatus also include means for selectively processing the packet. For example, the means for selectively processing may include the traffic advertisement generator **130**, the traffic advertisement analyzer **134**, the processor **4910**, one or more other devices, circuits, or modules configured to selectively process the packet, or a combination thereof. The packet may be selectively processed based on determining that the first device is associated with the second device, that the packet includes a group identifier of a group of devices including the first device, that the packet corresponds to an active traffic session between the first device and the second device, or a combination thereof. The group of devices may correspond to a NDL group of a NAN cluster. The group identifier may correspond to an NDL group identifier, a NAN cluster identifier, or another value that is compliant with an IEEE 802.11 specification.

Also, in conjunction with the described aspects, an apparatus includes means for generating a frame having a neighbor aware network (NAN) service discovery frame format, a NAN management frame format, or both. For example, the means for generating may include the traffic advertisement generator **130**, the processor **4910**, one or more other devices, circuits, or modules configured to generate the frame, or a combination thereof. The frame may include a traffic announcement attribute that indicates availability of data to be sent.

The apparatus also includes means for sending the frame during a communication window. For example, the means for sending the frame may include the transceiver **136**, the wireless interface **4940**, one or more other devices, circuits, or modules configured to send the frame, or a combination thereof.

116

Further, in conjunction with the described aspects, an apparatus includes means for receiving a frame from a device. For example, the means for receiving may include the transceiver **136**, the wireless interface **4940**, one or more other devices, circuits, or modules configured to receive the frame, or a combination thereof. The frame may have a neighbor aware network (NAN) service discovery frame format.

The apparatus also includes means for monitoring a communication channel during a neighbor aware network (NAN) data link (NDL) time block based on determining that the frame includes a traffic announcement attribute indicating availability of data to be sent by the device to one or more second devices. For example, the means for monitoring may include the traffic advertisement analyzer **134**, the processor **4910**, one or more other devices, circuits, or modules configured to selectively process the packet, or a combination thereof.

Also, in conjunction with the described aspects, an apparatus includes means for generating a traffic advertisement indicating availability of data to be sent to at least one second device. For example, the means for generating may include the traffic advertisement generator **130**, the processor **4910**, one or more other devices, circuits, or modules configured to generate the traffic advertisement, or a combination thereof.

The apparatus also includes means for sending the traffic advertisement during an initial portion of a neighbor aware network (NAN) data link (NDL) time block and sending first data to the second device during the NDL time block. For example, the means for sending may include the transceiver **136**, the wireless interface **4940**, one or more other devices, circuits, or modules configured to send the traffic advertisement, or a combination thereof. The first data may be sent independently of receiving an acknowledgement (ACK) responsive to the traffic advertisement from the second device.

Further, in conjunction with described aspects, an apparatus includes means for receiving a traffic advertisement at a first device from a second device during an initial portion of a neighbor aware network (NAN) data link (NDL) time block. For example, the means for receiving may include the transceiver **136**, the wireless interface **4940**, one or more other devices, circuits, or modules configured to receive the traffic advertisement, or a combination thereof. The traffic advertisement may indicate availability of data to be sent by the second device to one or more recipient devices.

The apparatus also includes means for monitoring a communication channel during at least a first portion of the NDL time block based on determining that the first device is included in the one or more recipient devices. For example, the means for monitoring may include the traffic advertisement analyzer **134**, the processor **4910**, one or more other devices, circuits, or modules configured to monitor the communication channel, or a combination thereof. The communication channel may be monitored independently of whether an acknowledgment (ACK) responsive to the traffic advertisement is detected from the one or more recipient devices.

Also, in conjunction with described aspects, an apparatus includes means for generating a traffic page at a first device indicating that the first device will not send data to a second device during neighbor aware network (NAN) data link (NDL) time block. For example, the means for generating a traffic page may include the traffic advertisement generator

117

130, the processor 4910, one or more other devices, circuits, or modules configured to generate the traffic page, or a combination thereof.

The apparatus also includes means for transmitting the traffic page during the NDL time block. For example, the means for transmitting may include the transceiver 136, the wireless interface 4940, one or more other devices, circuits, or modules configured to transmit the traffic page, or a combination thereof.

Further, in conjunction with described aspects, an apparatus includes means for receiving a traffic page at a first device from a second device. For example, the means for receiving may include the transceiver 136, the wireless interface 4940, one or more other devices, circuits, or modules configured to receive the traffic page, or a combination thereof. The traffic page may indicate that the second device will not send data to one or more non-recipient devices.

The apparatus also includes means for determining whether to monitor a communication channel during a first portion of a neighbor aware network (NAN) data link (NDL) time block based on whether the first device is included in the one or more non-recipient devices. For example, the means for determining whether to monitor may include the traffic advertisement analyzer 134, the processor 4910, one or more other devices, circuits, or modules configured to monitor the communication channel, or a combination thereof.

Also, in conjunction with described aspects, an apparatus includes means for monitoring a communication channel at a first device during a neighbor aware network (NAN) data link (NDL) time block independently of receiving a traffic advertisement from a second device indicating that the second device will send first data to the first device during the NDL time block. For example, the means for monitoring may include the traffic advertisement analyzer 134, the processor 4910, one or more other devices, circuits, or modules configured to monitor the communication channel, or a combination thereof.

The apparatus also includes means for receiving the first data from the second device during the NDL time block. For example, the means for receiving may include the transceiver 136, the wireless interface 4940, one or more other devices, circuits, or modules configured to receive the first data, or a combination thereof.

Further, in conjunction with described aspects, an apparatus includes means for generating, at a first device, a notice of absence indicating that the first device is unavailable to participate in at least one neighbor aware network (NAN) data link (NDL) group. For example, the means for generating may include the traffic advertisement analyzer 134, the processor 4910, one or more other devices, circuits, or modules configured to generate the notice of absence, or a combination thereof.

The apparatus also includes means for transmitting the notice of absence during a NAN discovery window. For example, the means for transmitting the notice of absence may include the transceiver 136, the wireless interface 4940, one or more other devices, circuits, or modules configured to transmit the notice of absence, or a combination thereof.

Also, in conjunction with described aspects, an apparatus includes means for receiving a notice of absence from a device during a neighbor aware network (NAN) discovery window. For example, the means for receiving may include the transceiver 136, the wireless interface 4940, one or more other devices, circuits, or modules configured to receive the notice of absence, or a combination thereof. The notice of

118

absence may indicate that the device is unavailable to participate in at least one NAN data link (NDL) group.

The apparatus also includes means for determining that first data associated with the at least one NDL group is not to be sent to the device during at least a portion of one or more discovery intervals subsequent to the NAN discovery window. For example, the means for determining may include the traffic advertisement generator 130, the processor 4910, one or more other devices, circuits, or modules configured to determine that first data is not to be sent, or a combination thereof.

The apparatus may further include means for sending second data associated with a second NDL group to the device during an NDL time block corresponding to the second NDL group in response to determining that the at least one NDL group does not include the second NDL group. For example, the means for sending may include the transceiver 136, the wireless interface 4940, one or more other devices, circuits, or modules configured to send second data, or a combination thereof. The NDL time block may occur during the portion of the one or more discovery intervals. The NDL time block may correspond to a transmission window (e.g., the transmission window 740 of FIG. 7). For example, the NDL time block may include the paging window 212, the data transmission window 218, or both.

Further, in conjunction with described aspects, an apparatus includes means for exchanging a negotiation message with a device. For example, the means for exchanging may include the transceiver 136, the wireless interface 4940, one or more other devices, circuits, or modules configured to exchange the negotiation message, or a combination thereof.

The apparatus also includes means for determining whether to send a traffic message during a neighbor aware network (NAN) data link (NDL) time block based on the negotiation message. For example, the means for determining may include the traffic advertisement generator 130, the processor 4910, one or more other devices, circuits, or modules configured to determine whether to send the traffic message, or a combination thereof.

Also, in conjunction with described aspects, an apparatus includes means for exchanging a negotiation message with a device and receiving a traffic message from the device. For example, the means for exchanging may include the transceiver 136, the wireless interface 4940, one or more other devices, circuits, or modules configured to exchange the negotiation message, or a combination thereof.

The apparatus also includes means for selectively processing the traffic message based on the negotiation message. For example, the means for selectively processing may include the traffic advertisement analyzer 134, the processor 4910, one or more other devices, circuits, or modules configured to selectively process the traffic message, or a combination thereof. To illustrate, the means for selectively processing the traffic message may process the traffic message 1930 of FIG. 19 in response to determining that the negotiation message (e.g., the first negotiation message 1928, the second negotiation message 1938, or both) indicates a power save request, as described with reference to FIG. 19. Alternatively, the means for selectively processing may refrain from processing the traffic message 1930 in response to determining that the negotiation message (e.g., the first negotiation message 1928, the second negotiation message 1938, or both) does not indicate a power save request, as described with reference to FIG. 19.

Further, in conjunction with described aspects, an apparatus includes means for generating a service advertisement indicating that traffic messaging is supported. For example,

119

the means for generating may include the traffic advertisement generator **130**, the processor **4910**, one or more other devices, circuits, or modules configured to generate the service advertisement, or a combination thereof. Traffic messaging may include traffic advertising indicating availability of data to be sent to one or more recipient devices, traffic paging indicating that data is not to be sent to one or more non-recipient devices, or both.

The apparatus also includes means for transmitting the service advertisement. For example, the means for transmitting may include the transceiver **136**, the wireless interface **4940**, one or more other devices, circuits, or modules configured to transmit the service advertisement, or a combination thereof.

With regard to the described aspects, those of skill in the art would further appreciate that the various illustrative logical blocks, configurations, modules, circuits, and algorithm steps described in connection with the aspects disclosed herein may be implemented as electronic hardware, computer software executed by a processor, or combinations of both. Various illustrative components, blocks, configurations, modules, circuits, and steps have been described above generally in terms of their functionality. Whether such functionality is implemented as hardware or processor executable instructions depends upon the particular application and design constraints imposed on the overall system. Skilled artisans may implement the described functionality in varying ways for each particular application, but such implementation decisions should not be interpreted as causing a departure from the scope of the present disclosure.

The steps of a method or algorithm described in connection with the aspects disclosed herein may be embodied directly in hardware, in a software module executed by a processor, or in a combination of the two. A software module may reside in random access memory (RAM), flash memory, read-only memory (ROM), programmable read-only memory (PROM), erasable programmable read-only memory (EPROM), electrically erasable programmable read-only memory (EEPROM), registers, hard disk, a removable disk, a compact disc read-only memory (CD-ROM), or any other form of non-transient (e.g., non-transitory) storage medium known in the art. An exemplary storage medium is coupled to the processor such that the processor can read information from, and write information to, the storage medium. In the alternative, the storage medium may be integral to the processor. The processor and the storage medium may reside in an application-specific integrated circuit (ASIC). The ASIC may reside in a computing device or a user terminal. In the alternative, the processor and the storage medium may reside as discrete components in a computing device or user terminal.

The previous description of the disclosed aspects is provided to enable a person skilled in the art to make or use the disclosed aspects. Various modifications to these aspects will be readily apparent to those skilled in the art, and the principles defined herein may be applied to other aspects without departing from the scope of the disclosure. Thus, the present disclosure is not intended to be limited to the aspects shown herein but is to be accorded the widest scope possible consistent with the principles and novel features as defined by the following claims.

What is claimed is:

1. A method of communication comprising:

generating a traffic advertisement at a particular device, the traffic advertisement indicating availability of traffic data to be sent by the particular device to multiple devices of a set of devices, wherein the traffic data

120

includes first data to be sent to a first device of the multiple devices and second data to be sent to a second device of the multiple devices;

sending, from the particular device, the traffic advertisement during a paging window;

sending a trigger request from the particular device subsequent to the paging window, wherein the trigger request includes a unicast message, and wherein a destination field of the unicast message indicates the second device;

responsive to the trigger request, receiving, during a data transmission window, a trigger message from the second device;

sending the first data from the particular device to the first device during the data transmission window; and

in response to detecting receipt of the trigger message from the second device, sending the second data from the particular device to the second device during the data transmission window.

2. The method of claim 1, wherein the first data is sent to the first device in response to receiving a first trigger message from the first device.

3. The method of claim 1, wherein the trigger message includes at least one of a power-save poll (PS-POLL) message, a quality of service null (QoS\_NULL) frame, the QoS\_NULL frame indicating a reverse direction grant (RDG), an announcement traffic indication message (ATIM), and an action frame.

4. The method of claim 1, wherein the trigger message includes a reverse direction grant (RDG), and wherein the second data is sent from the particular device via a communication channel to the second device without the particular device contending for the communication channel prior to sending the second data.

5. The method of claim 1, wherein the trigger message is received during the data transmission window or during a trigger slot subsequent to the paging window and prior to the data transmission window.

6. The method of claim 1, further comprising receiving a first acknowledgement (ACK) during the paging window at the particular device from the first device.

7. The method of claim 1, wherein the trigger request includes a multicast message.

8. The method of claim 1, further comprising sending the second data from the particular device to the second device during the data transmission window without receiving a second ACK during the paging window from the second device.

9. The method of claim 1, wherein the trigger request includes a power-save poll (PS-POLL) message, an announcement traffic indication message (ATIM), a request-to-send (RTS) frame, a quality of service null (QoS\_NULL) frame, the QoS\_NULL frame indicating a reverse direction grant (RDG), an action frame, or another message.

10. The method of claim 1, further comprising, in response to determining that a first acknowledgement (ACK) has been received from the first device during the paging window, refraining from sending a first trigger request from the particular device to the first device prior to sending the first data from the particular device to the first device.

11. The method of claim 1, wherein the particular device comprises a provider device of a neighbor aware network (NAN) data path group, wherein the set of devices comprises a set of subscriber devices of the NAN data path group, and wherein the provider device comprises a data

121

source, and wherein a particular subscriber device of the set of subscriber devices comprises a data sink.

12. The method of claim 1, wherein the first data is sent to the first device in conjunction with a more traffic indicator that indicates whether the particular device has additional data to send to the first device.

13. The method of claim 12, wherein the more traffic indicator corresponds to a MORE Data bit of a header of a packet including the first data, an end of service period (EOSP) bit of a quality of service (QoS) field of the header, or both.

14. The method of claim 12, wherein the first device determines, based at least in part on the more traffic indicator, whether to transition to a low-power operating mode or to perform actions related to another network during a remaining portion of the data transmission window.

15. A device comprising:

a processor configured to generate a traffic advertisement, the traffic advertisement indicating availability of traffic data to be sent by an interface to multiple devices of a set of devices, wherein the traffic data includes first data to be sent to a first device of the multiple devices and second data to be sent to a second device of the multiple devices; and

the interface configured to:

send the traffic advertisement during a paging window;  
send a trigger request subsequent to the paging window, wherein the trigger request includes a unicast message, and wherein a destination field of the unicast message indicates the second device;  
responsive to the trigger request, receive a trigger message from the second device;  
send the first data to the first device during a data transmission window; and  
in response to detecting receipt of the trigger message from the second device, send the second data to the second device during the data transmission window.

16. The device of claim 15, wherein the first data is sent to the first device in response to receiving a first trigger message from the first device.

17. The device of claim 15, wherein the interface is further configured to monitor a communication channel during a first portion of the data transmission window irrespective of whether an acknowledgement (ACK) is received during the paging window, wherein the data transmission window is subsequent to the paging window.

18. A computer-readable storage device storing instructions that, when executed by a processor, cause the processor to perform operations comprising:

generating a traffic advertisement indicating availability of data to be sent to multiple devices of a set of devices, wherein the data includes first data to be sent to a first device of the multiple devices, and wherein the traffic advertisement indicates a trigger threshold;

initiating sending of the traffic advertisement, at a first time, during a paging window; and

in response to detecting, at a second time, that a difference between the first time and the second time is greater than the trigger threshold and that receipt of no trigger messages responsive to the traffic advertisement is detected, initiating transition to a low-power operating mode or performing actions related to another network during a remaining portion of a data transmission window.

19. The computer-readable storage device of claim 18, wherein the operations further comprise, based on detecting receipt of a trigger message from the first device, initiating

122

sending of the first data to the first device during the data transmission window independently of detecting receipt of a first acknowledgement (ACK) responsive to the traffic advertisement from the first device.

20. The computer-readable storage device of claim 18, wherein the trigger threshold is based on a count of the multiple devices.

21. The computer-readable storage device of claim 19, wherein sending of the first data to the first device is initiated based on determining that a second ACK responsive to the traffic advertisement has been received from a second device of the set of devices.

22. The computer-readable storage device of claim 21, wherein the second ACK is received during the paging window, wherein the trigger message is received during the data transmission window, and wherein the data transmission window is subsequent to the paging window.

23. The computer-readable storage device of claim 18, wherein the traffic data includes second data to be sent to a second device of the multiple devices, and wherein the operations further comprise initiating sending of the second data to the second device during the data transmission window based on determining that a second acknowledgement (ACK) responsive to the traffic advertisement has been received during the paging window from the second device.

24. The computer-readable storage device of claim 23, wherein sending of the second data to the second device is initiated independently of detecting receipt of a second trigger message from the second device.

25. The computer-readable storage device of claim 18, wherein the operations further comprise initiating a transition to a low-power operating mode in response to determining that no acknowledgement (ACK) responsive to the traffic advertisement is received during the paging window.

26. The computer-readable storage device of claim 19, wherein the operations further comprising initiating sending of a trigger request to the first device during the data transmission window, wherein the trigger message is responsive to the trigger request.

27. The computer-readable storage device of claim 19, wherein the trigger message is responsive to traffic advertisements received from a plurality of devices, and wherein the traffic advertisements include the traffic advertisement.

28. The computer-readable storage device of claim 19, wherein the trigger message includes a multicast message.

29. A device comprising:

an interface configured to send a traffic advertisement, at a first time, during a paging window; and

a processor configured to:

generate the traffic advertisement indicating availability of traffic data to be sent to multiple devices of a set of devices, wherein the traffic data includes first data to be sent to a first device of the multiple devices, and wherein the traffic advertisement indicates a trigger threshold;

in response to detecting, at a second time, that a difference between the first time and the second time is greater than the trigger threshold and that the interface has received no trigger messages responsive to the traffic advertisement, initiate transition to a low-power operating mode or perform actions related to another network during a remaining portion of a data transmission window; and

in response to detecting receipt of a trigger message from the first device, initiate sending of the first data to the first device during the data transmission window independently of detecting receipt of an

**123**

acknowledgement (ACK) responsive to the traffic advertisement from the first device.

**30.** The device of claim **29**, wherein the trigger threshold is based on a count of the multiple devices.

\* \* \* \* \*

5

**124**