



US00D341013S

United States Patent [19]

[11] Patent Number: **Des. 341,013**

Milliken

[45] Date of Patent: **** Nov. 2, 1993**

[54] **SCRIP DISPENSER**

[75] Inventor: **Robert A. Milliken**, Foster City, Calif.

[73] Assignee: **Atlantic Richfield Company**, Los Angeles, Calif.

[**] Term: **14 Years**

[21] Appl. No.: **357,447**

[22] Filed: **May 26, 1989**

[52] U.S. Cl. **D99/28**

[58] Field of Search D99/28; D14/100, 105, D14/102, 106, 115; D20/1, 2, 3, 4, 5, 6; 109/24.1; 235/379, 380; 194/206, 207

[56] **References Cited**

U.S. PATENT DOCUMENTS

- D. 273,813 5/1984 Case D99/28
- D. 277,043 1/1985 Lundblad et al. D99/28
- D. 282,937 3/1986 DiBenedetto et al. D99/28

- D. 283,746 5/1986 Kobayashi D99/28
- D. 306,719 3/1990 Austin et al. D14/105
- D. 308,275 5/1990 Garten et al. D99/28
- 4,253,016 2/1981 Hirose 194/207
- 4,450,978 5/1984 Graef et al. 194/206
- 4,615,280 10/1986 Shoop et al. 109/24.1

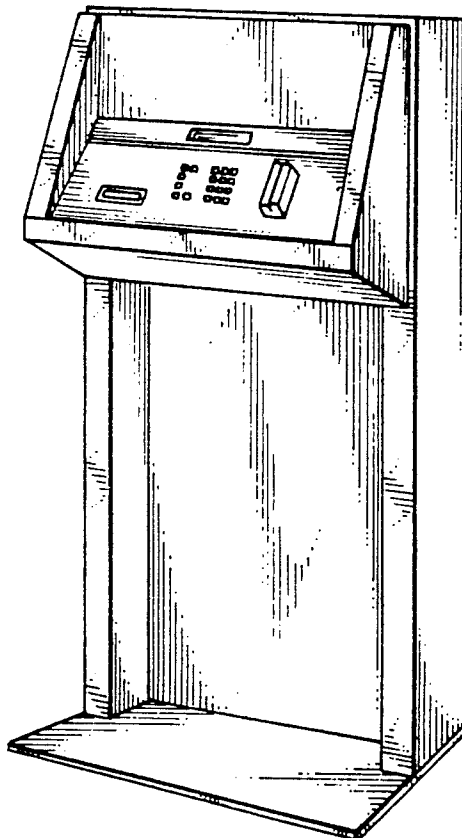
Primary Examiner—Nelson C. Holtje
Assistant Examiner—J. H. Musgrove
Attorney, Agent, or Firm—Billy Robbins

[57] **CLAIM**

The design of a scrip dispenser, as shown and described.

DESCRIPTION

FIG. 1 is a perspective view showing the front and right side of my scrip dispenser;
FIG. 2 is a front elevational view thereof;
FIG. 3 is a right side view thereof;
FIG. 4 is a top plan view thereof;
FIG. 5 is a rear elevational view thereof;
FIG. 6 is a left side view thereof; and,
FIG. 7 is a bottom plan view thereof.



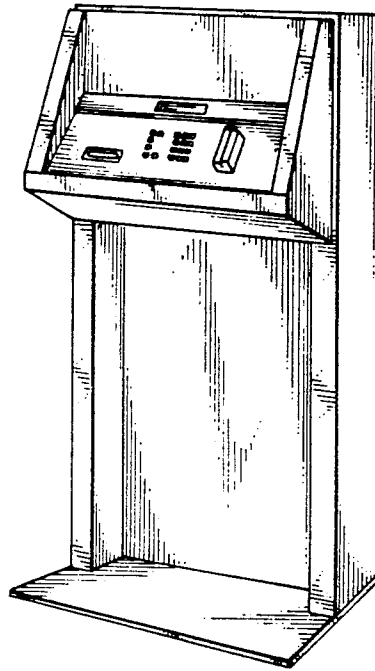


FIG. 1

FIG. 3

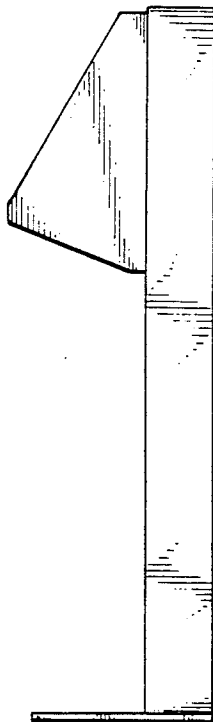
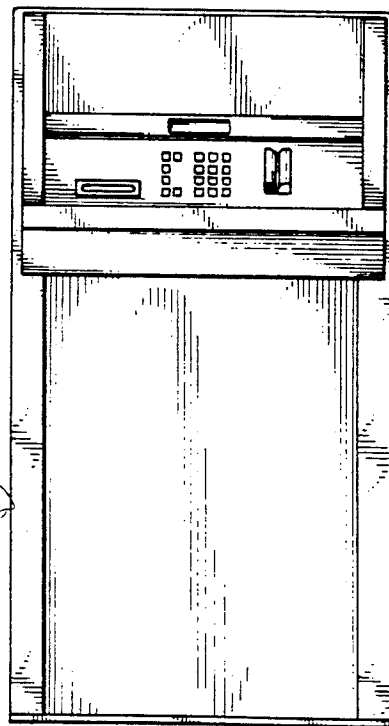


FIG. 2



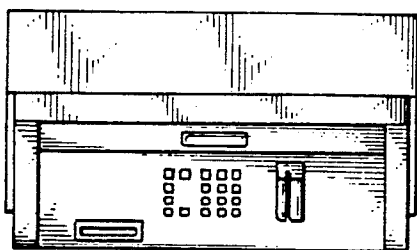


FIG. 4




FIG. 5

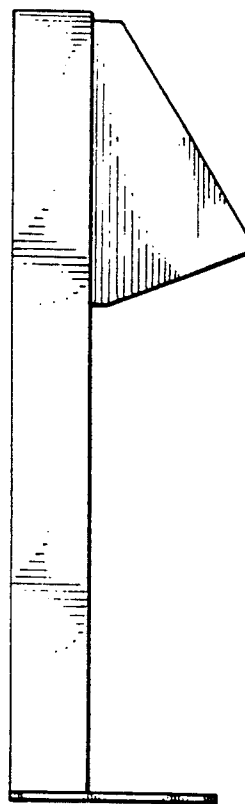


FIG. 6




FIG. 7