



US00D638122S

(12) **United States Design Patent**  
**Kosinski et al.**

(10) **Patent No.:** **US D638,122 S**

(45) **Date of Patent:** **\*\* May 17, 2011**

(54) **SYRINGE PLUNGER ROD**  
(75) Inventors: **Anthony J. Kosinski**, New Providence,  
NJ (US); **Adam Zerda**, Oak Ridge, NJ  
(US); **Girum Yemane Tekeste**,  
Hackensack, NJ (US)

(73) Assignee: **Becton, Dickinson and Company**,  
Franklin Lakes, NJ (US)

(\*\*) Term: **14 Years**

(21) Appl. No.: **29/365,534**

(22) Filed: **Jul. 9, 2010**

**Related U.S. Application Data**

(63) Continuation of application No. 12/833,432, filed on  
Jul. 9, 2010.

(51) **LOC (9) Cl.** ..... **24-02**

(52) **U.S. Cl.** ..... **D24/130**

(58) **Field of Classification Search** ..... D24/112,  
D24/113, 114, 130; 604/218, 232, 224, 228,  
604/110, 195; 222/390

See application file for complete search history.

(56) **References Cited**

**U.S. PATENT DOCUMENTS**

D287,053	S	*	12/1986	Bucchianeri et al.	.....	D24/130
5,259,840	A	*	11/1993	Boris	.....	604/110
5,478,311	A	*	12/1995	Klearman	.....	604/82
5,498,243	A	*	3/1996	Valllunga et al.	.....	604/197
D403,762	S	*	1/1999	Gabbard et al.	.....	D24/113
D432,231	S	*	10/2000	Balestracci	.....	D24/114
D437,050	S	*	1/2001	Balestracci	.....	D24/114
6,176,846	B1	*	1/2001	Balestracci	.....	604/218

6,530,906	B2	*	3/2003	Hu	.....	604/218
6,565,529	B1	*	5/2003	Kimber et al.	.....	604/110
7,686,784	B2	*	3/2010	Baik	.....	604/110
2004/0064105	A1	*	4/2004	Capes et al.	.....	604/218
2004/0199113	A1	*	10/2004	Capes et al.	.....	604/110
2005/0038385	A1	*	2/2005	Shen et al.	.....	604/110
2006/0111668	A1	*	5/2006	Baik	.....	604/110
2006/0247582	A1		11/2006	Alheidt et al.		
2006/0258983	A1	*	11/2006	Cirac Sole et al.	.....	604/110
2007/0005022	A1	*	1/2007	Byrne et al.	.....	604/218
2007/0179452	A1		8/2007	Kosinski		
2008/0021414	A1		1/2008	Alheidt		
2008/0221531	A1		9/2008	Alheidt et al.		
2008/0262439	A1		10/2008	Alheidt		
2008/0300550	A1		12/2008	Schiller et al.		
2008/0300551	A1		12/2008	Schiller et al.		
2009/0093793	A1	*	4/2009	Gross et al.	.....	604/518
2009/0171285	A1	*	7/2009	Wang	.....	604/110
2009/0318880	A1	*	12/2009	Janish	.....	604/228
2010/0076370	A1		3/2010	Howlett et al.		

\* cited by examiner

*Primary Examiner* — T. Chase Nelson

*Assistant Examiner* — Eric L Goodman

(74) *Attorney, Agent, or Firm* — Jeanne P. Lukasavage;  
Diehl Servilla LLC

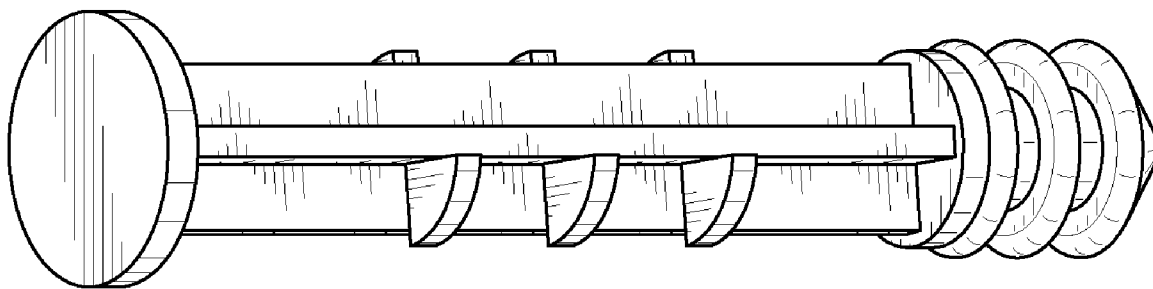
(57) **CLAIM**

The ornamental designs for a syringe plunger rod, as shown  
and described.

**DESCRIPTION**

FIG. 1 is a perspective view of a syringe plunger rod;  
FIG. 2 is a side view of a syringe plunger rod;  
FIG. 3 is a side view of a syringe plunger rod;  
FIG. 4 is a top view of a syringe plunger rod; and,  
FIG. 5 is a bottom view of a syringe plunger rod.

**1 Claim, 1 Drawing Sheet**



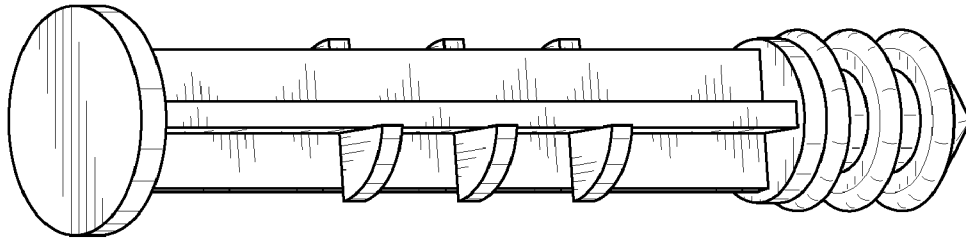


FIG. 1

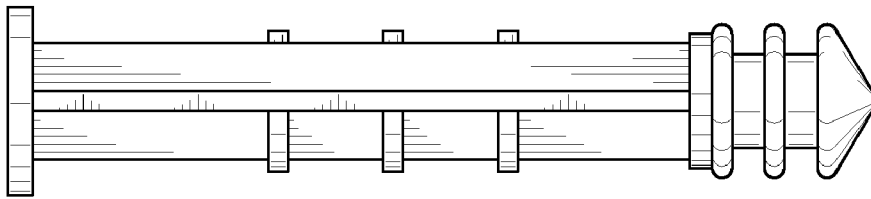


FIG. 2

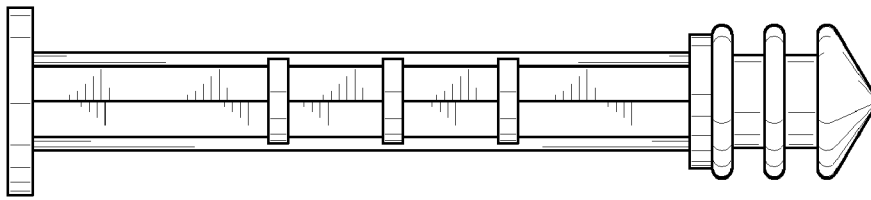


FIG. 3

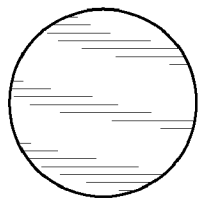


FIG. 4

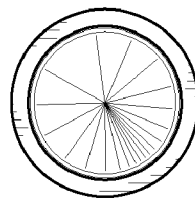


FIG. 5