US00D378086S

United States Patent [19]

Sheehan et al.

[11] Patent Number: Des. 378,086

[45] Date of Patent: **Feb. 18, 1997

[54] **REMOTE CONTROL COMPUTER MOUSE**

[75] Inventors: **Peter Sheehan**; **B. J. Benett**, both of Co. Wicklow; **Brian Stephens**, Co. Dublin, all of Ireland

[73] Assignee: **Logitech S.A.**, Romanel/Morges, Switzerland

[**] Term: **14 Years**

[21] Appl. No.: **32,279**

[22] Filed: **Dec. 13, 1994**

[30] **Foreign Application Priority Data**

Jun. 14, 1994 [XH] Hague Agreement ..... DM 029854

[52] **U.S. Cl.** **D14/114**; 14/2

[58] **Field of Search** ..... D14/114, 100, D14/124, 126, 217–18; 455/151.1, 151.2, 352–5; D13/158, 168; D21/48; 178/18–9; 200/5 R, 5 A, 6 R, 6 A; 273/148 B, 438; 213/148 B; 345/156–67; 74/471 YY

[56] **References Cited**

U.S. PATENT DOCUMENTS

D. 340,042	10/1993	Copper et al.	D14/114
D. 342,256	12/1993	Payne et al.	D14/114 X
D. 344,523	2/1994	Kanno	D14/218
D. 346,152	4/1994	Zaugg	D14/218 X
D. 350,737	9/1994	Chen	D14/114
D. 354,489	1/1995	Patton et al.	D14/218
D. 356,558	3/1995	Montgomery et al.	D14/114

Primary Examiner—M. H. Tung

Attorney, Agent, or Firm—Oblon, Spivak, McClelland, Maier & Neustadt, P.C.

[57] **CLAIM**

The ornamental design for a remote control computer mouse, as shown.

DESCRIPTION

FIG. **1** is a top and left side perspective view of a remote control computer mouse showing our new design, the broken line drawing of a hand is for illustrative purposes only and forms no part of the claimed design;

FIG. **2** is a left side view thereof;

FIG. **3** is a right side view thereof;

FIG. **4** is a bottom view thereof;

FIG. **5** is a front view thereof; and

FIG. **6** is a rear view thereof; and,

FIG. **7** is a top plan view thereof.

1 Claim, 4 Drawing Sheets

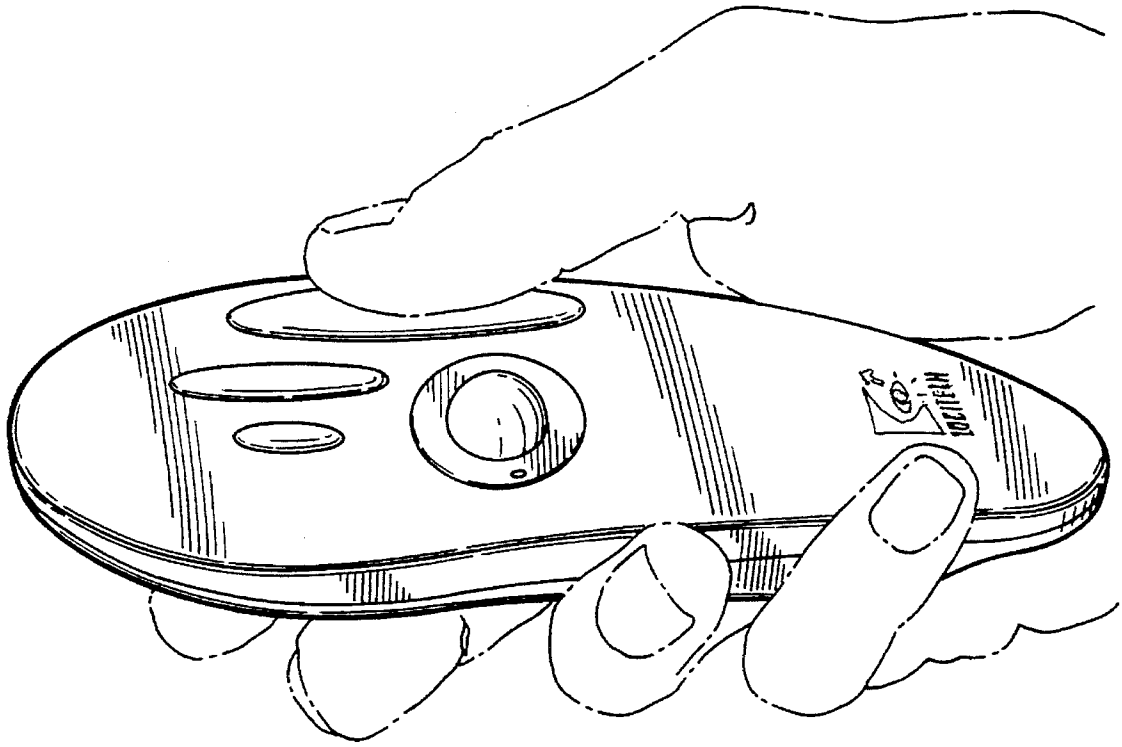

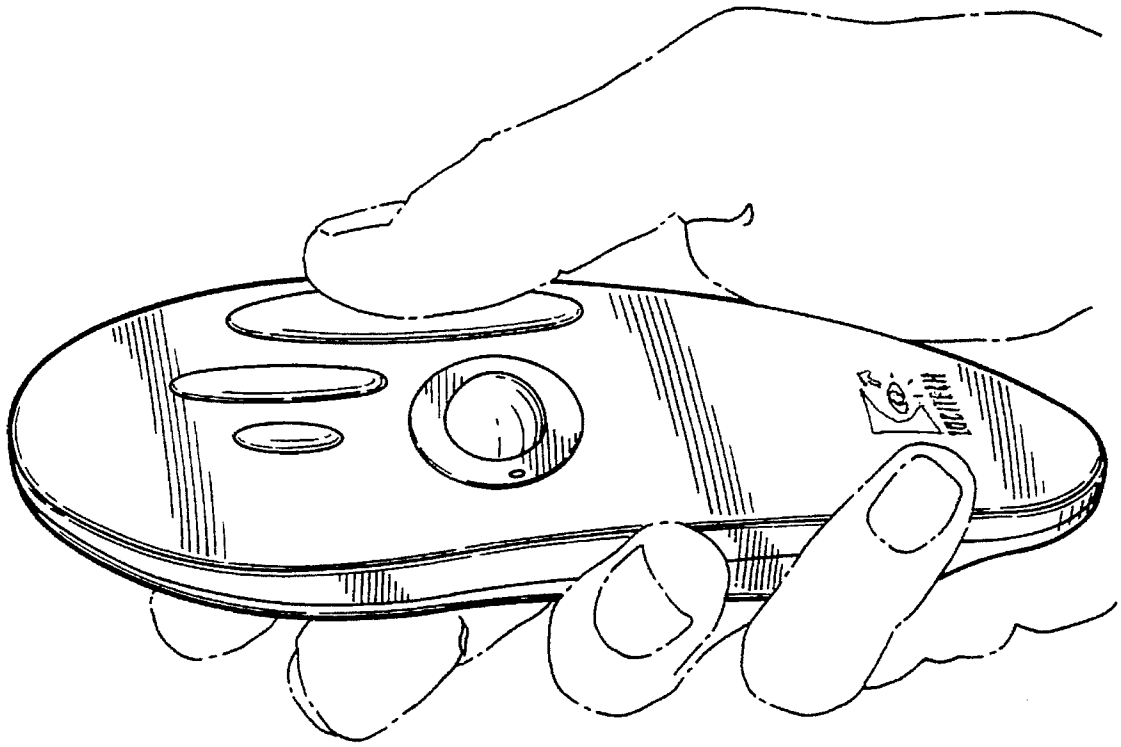

FIG. 1

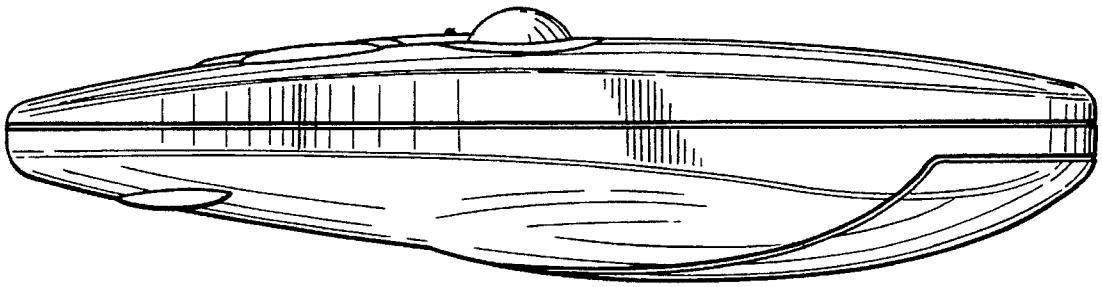

FIG. 2



FIG. 4

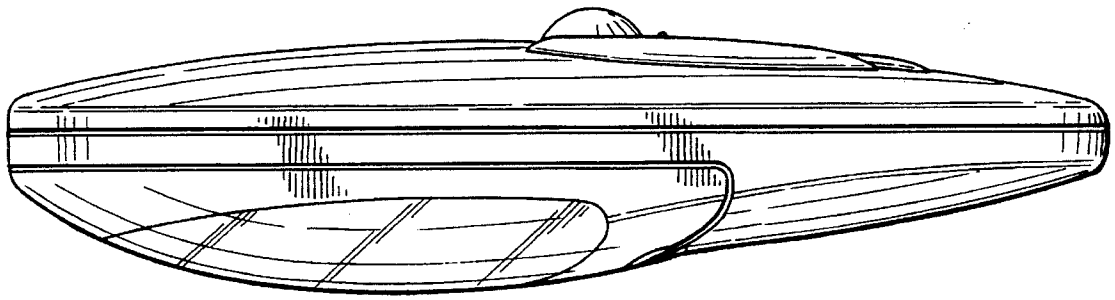

FIG. 3

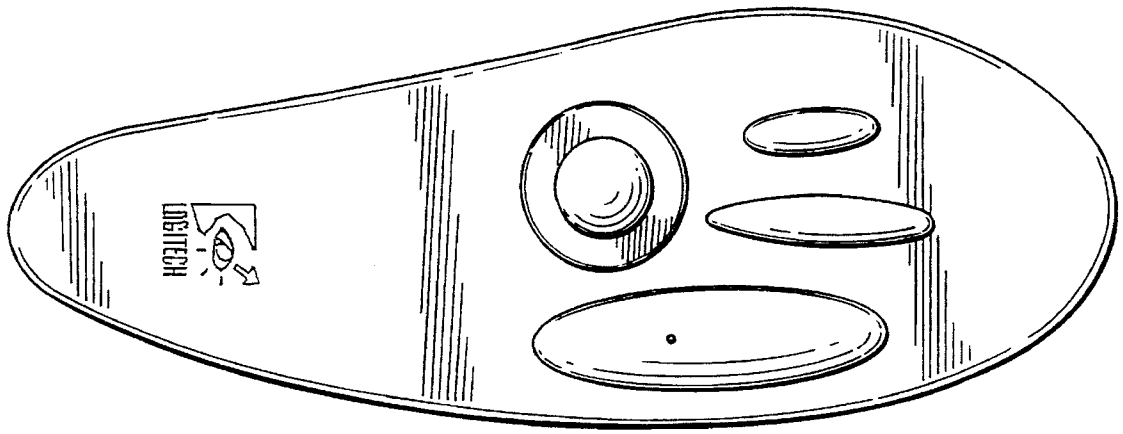

FIG. 7

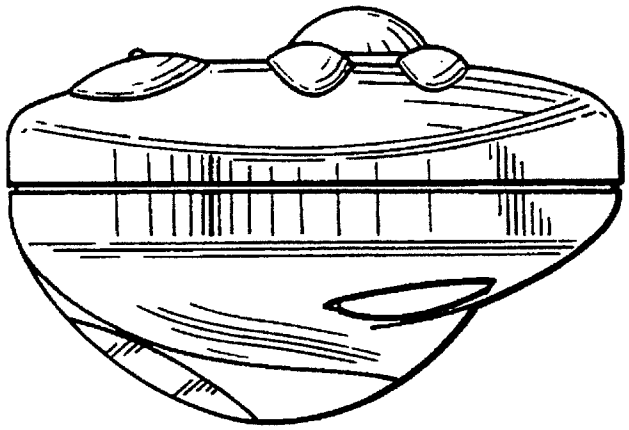

FIG. 5

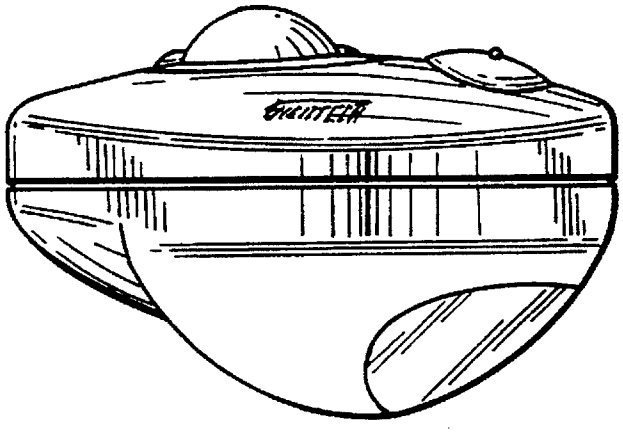

FIG. 6