



US00D712331S

(12) **United States Design Patent**
Breyton

(10) **Patent No.:** **US D712,331 S**

(45) **Date of Patent:** **** Sep. 2, 2014**

(54) **WHEEL RIM**

(71) Applicant: **bd breyton design GmbH**, Stockach (DE)

(72) Inventor: **Edmund Breyton**, Stockach (DE)

(73) Assignee: **BD Breyton Design GmbH**, Stockach (DE)

(**) Term: **14 Years**

(21) Appl. No.: **29/479,829**

(22) Filed: **Jan. 21, 2014**

(51) **LOC (10) Cl.** **12-15**

(52) **U.S. Cl.**
USPC **D12/209**

(58) **Field of Classification Search**
USPC D12/204–213; 301/37.101, 64.101, 65, 301/64.201

See application file for complete search history.

(56) **References Cited**

U.S. PATENT DOCUMENTS

D432,071 S *	10/2000	Brown	D12/211
D479,178 S *	9/2003	Lai	D12/211
D500,005 S *	12/2004	van Hooydonk	D12/211
D526,947 S *	8/2006	Kim	D12/209
D526,948 S *	8/2006	Truebsbach	D12/211
D527,333 S *	8/2006	Blasi	D12/211
D541,724 S *	5/2007	Gallert	D12/211
D567,738 S *	4/2008	Habib et al.	D12/211

D585,010 S *	1/2009	Pollmann	D12/211
D593,922 S *	6/2009	Blasi	D12/211
D617,719 S *	6/2010	Zhao	D12/211
D619,952 S *	7/2010	Juergens et al.	D12/211
D632,240 S *	2/2011	Szews	D12/211
D635,076 S *	3/2011	De Bono	D12/209
D647,450 S *	10/2011	Platto et al.	D12/209
D667,769 S *	9/2012	Pollmann	D12/209
D671,480 S *	11/2012	Cepkova	D12/209
D680,487 S *	4/2013	Zhao	D12/211
D688,185 S *	8/2013	Baum	D12/209
D695,670 S *	12/2013	De Bono	D12/209
D697,016 S *	1/2014	Gonser	D12/211

* cited by examiner

Primary Examiner — Stacia Cadmus

(74) *Attorney, Agent, or Firm* — Frommer Lawrence & Haug LLP; Marilyn Matthes Brogan; Paul A. Levy

(57) **CLAIM**

The ornamental design for a wheel rim, as shown and described.

DESCRIPTION

FIG. 1 is a front perspective view of a wheel rim according to my invention

FIG. 2 is a rear perspective view thereof;

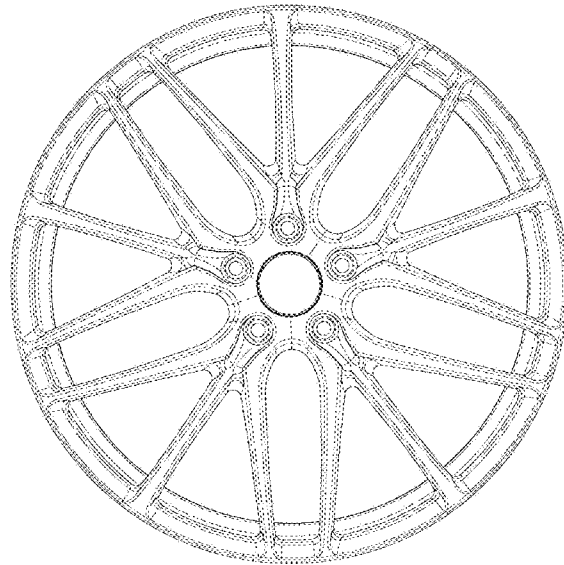
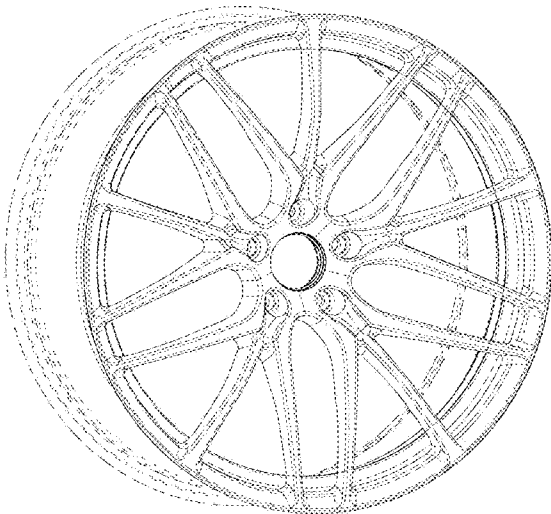
FIG. 3 is a side perspective view thereof;

FIG. 4 is a front view thereof; and,

FIG. 5 is a rear view thereof.

The broken lines shown in the figures are for the purpose of illustrating structure that forms no part of the claimed design.

1 Claim, 5 Drawing Sheets



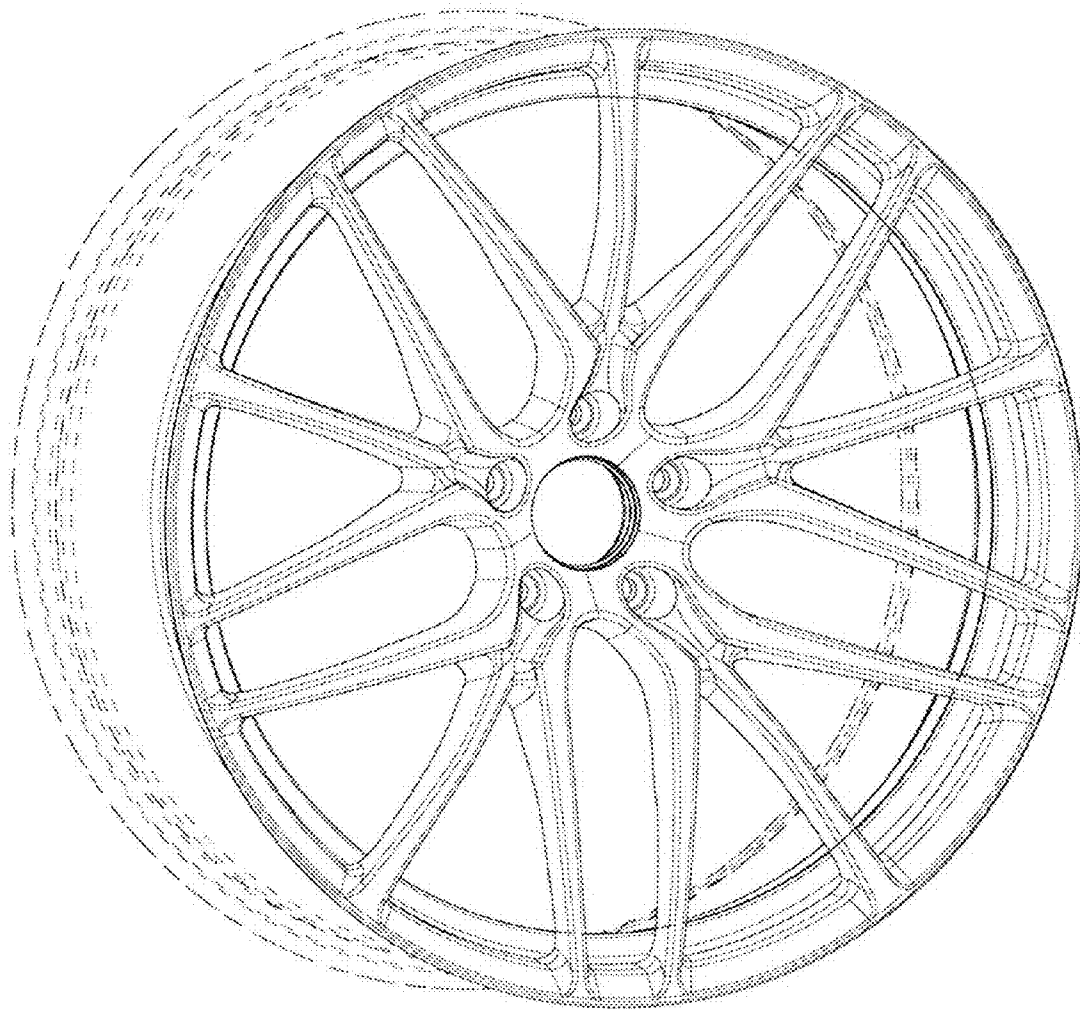


FIG. 1

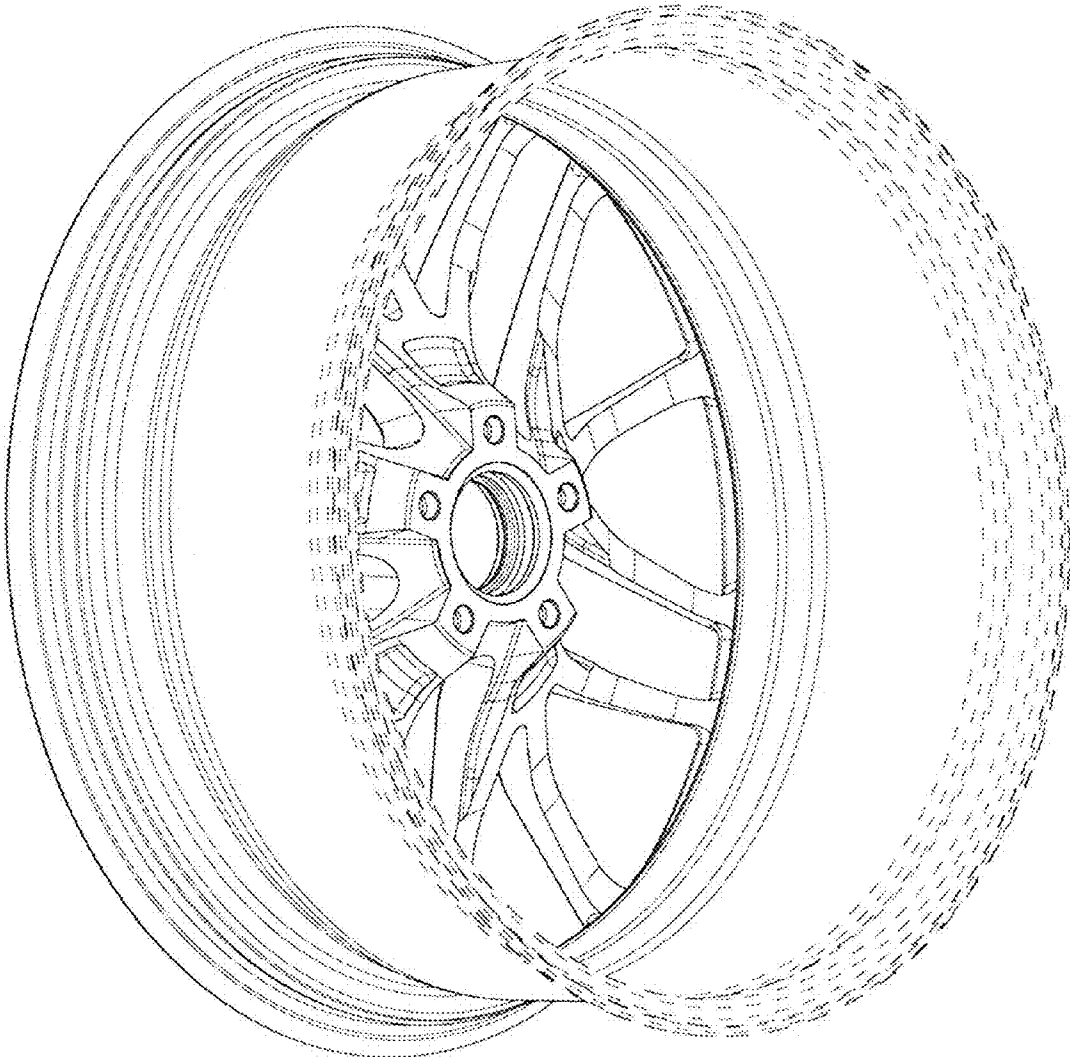


FIG. 2




FIG. 3




FIG. 4

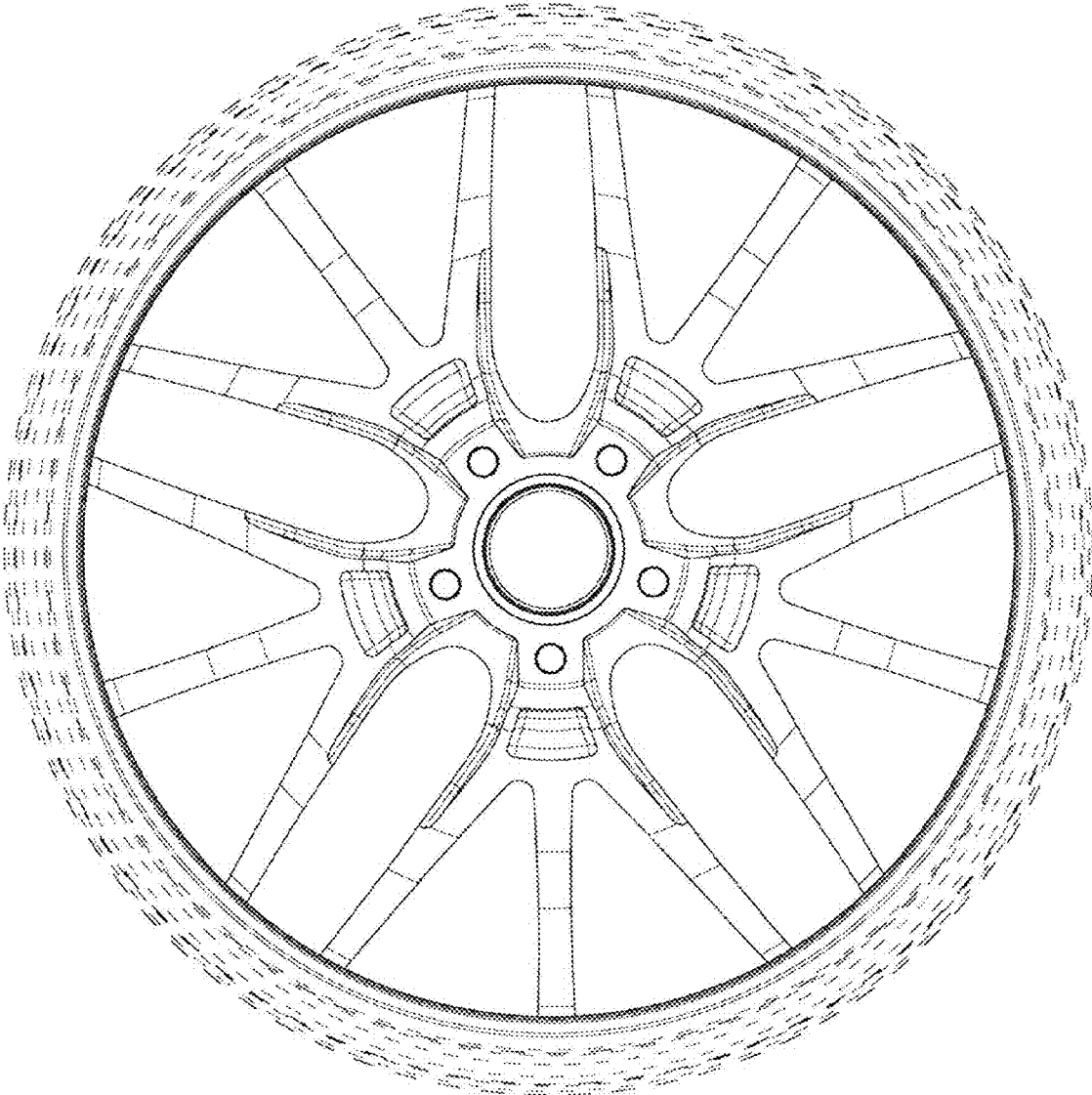


FIG. 5