

A. WORDEN.
Whip-Socket Clasp.

No. 107,845.

Patented Sept. 27, 1870.

Fig: 1.

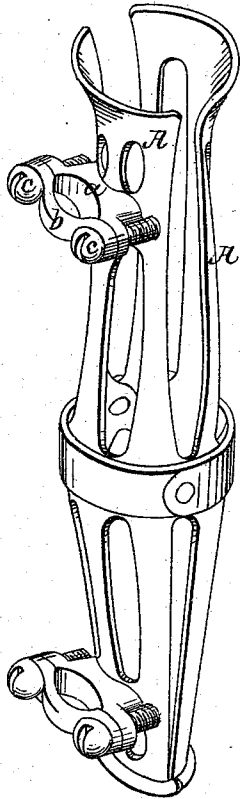


Fig: 2.

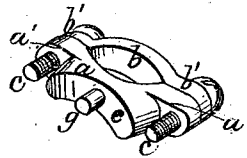
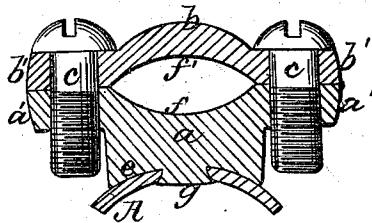


Fig: 3.



Witnesses
R. T. Campbell
J. O. Campbell

Inventor
Alva Worden
by his atty
Mason Hewick Hamner

UNITED STATES PATENT OFFICE.

ALVA WORDEN, OF YPSILANTI, MICHIGAN.

IMPROVEMENT IN WHIP-SOCKET CLASPS.

Specification forming part of Letters Patent No. 107,845, dated September 27, 1870.

To all whom it may concern:

Be it known that I, ALVA WORDEN, of the city of Ypsilanti, in the county of Washtenaw and State of Michigan, have invented a new article of manufacture—to wit, a Whip-Socket Clasp; and I do hereby declare that the following is a full, clear, and exact description thereof, reference being had to the accompanying drawing, making part of this specification, in which—

Figure 1 is a perspective view of a whip-holder having two of my improved clasps applied to it. Fig. 2 is a perspective view of the clasp. Fig. 3 is a horizontal section through the clasp, enlarged, and riveted to one of the jaws of the whip socket or holder.

Similar letters of reference indicate corresponding parts in the three figures.

This invention relates to an improvement on the construction of those parts of the whip-holder shown in my Letters Patent numbered 77,233 which are denominated "clasps," and which are designed for securing the whip-holder to the frame of the dash-board of a vehicle.

Hitherto the main portion of the clasps has been cast with one of the jaws of the whip-holder, and as this plan is attended with several objections, I have invented a clasp which is complete in itself; and may be conveniently fastened to different kinds of whip-holders or sockets, particularly such as are made of sheet metal, and which, of course, could not have the clasps cast on them.

The following description will enable others skilled in the art to understand my improved article of manufacture.

In the accompanying drawing, *a* represents one jaw of the clasp, which is constructed with lugs *a' a'*, a concave surface, *e*, a concave surface, *f*, and also with a rivet-pin, *g*.

In combination with this jaw *a*, a jaw or cap, *b*, is employed, which presents a concave surface, *f'*, and two perforated lugs, *b' b'*. The rivet-pin is cast on the jaw *a*, in the center of the concave surface *e'*, and is intended to serve as the means for securing the jaw *a* permanently to the whip-holder, as shown in Fig. 3.

If the whip-holder is made of cast-metal, a rivet-hole is formed in it, either while casting it or by drilling; but if the holder is made of sheet metal, the rivet-hole is formed by a punch. The rivet-pin *g* is then inserted through the rivet-hole, and the end of this pin hammered down, so as to form a rivet-head, and thus unite the jaw firmly to the whip-holder.

Instead of casting the rivet-pin *g* on the jaw, the same object is obtained by having a hole through the jaw *a*, and using a separately-formed rivet for securing it to the whip-holder.

The best and simplest method is to have the rivet and its jaw of one piece, as shown in the drawing, and I prefer for this reason to adopt this method.

It will be seen from the above description that I am enabled to apply the clasp to whip-holders which are made of sheet metal, as well as to those which are made of cast metal, and this I do by making the parts *a* separate from the whip-sockets, and so constructing these jaws that they possess the capability of attachment, as above set forth.

Having described my invention, I claim—

As a new article of manufacture, the whip-holder clasp *a g b*, made separate from the socket, as herein set forth.

ALVA WORDEN.

Witnesses:

J. N. CAMPBELL,
EDM. F. BROWN.