

[54] **SURGICAL STAPLE CARTRIDGE**

[75] **Inventor: David T. Green, Westport, Conn.**

[73] **Assignee: United States Surgical Corporation, Norwalk, Conn.**

[\*\*] **Term: 14 Years**

[21] **Appl. No.: 195,506**

[22] **Filed: May 18, 1988**

[52] **U.S. Cl. .... D24/145**

[58] **Field of Search ..... D24/27, 26; 206/339; 227/19, 175, 176, 177, 178, 180, 901**

[56] **References Cited**

**U.S. PATENT DOCUMENTS**

3,351,191	11/1967	Mallina	206/339
3,604,561	9/1971	Mallina	206/339
4,493,322	1/1985	Becht	227/177
4,619,262	10/1986	Taylor	227/19 X
4,700,703	10/1987	Resnick et al.	227/19 X

**FOREIGN PATENT DOCUMENTS**

1182709 2/1985 Canada ..... 227/176

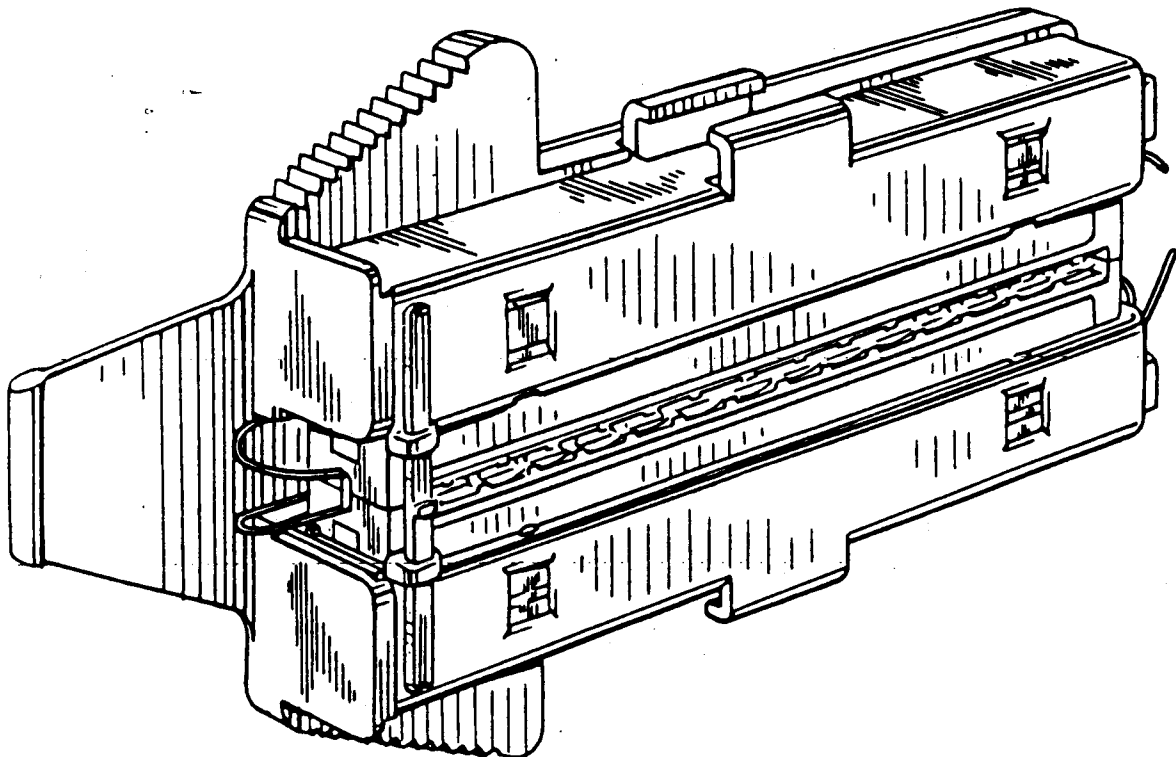
*Primary Examiner*—A. Hugo Word  
*Assistant Examiner*—Doris V. Coles  
*Attorney, Agent, or Firm*—Thomas R. Bremer

[57] **CLAIM**

The ornamental design for a surgical staple cartridge, as shown and described.

**DESCRIPTION**

FIG. 1 is a perspective view of a surgical staple cartridge, showing my new design; FIG. 2 is a top plan view thereof; FIG. 3 is a left side elevational view thereof; FIG. 4 is a right side elevational view thereof; FIG. 5 is a front elevational view, the rear being a mirror image thereof; FIG. 6 is a bottom plan view thereof; and FIG. 7 is a top plan view of a modified form of FIG. 2, without a strap at the left side.



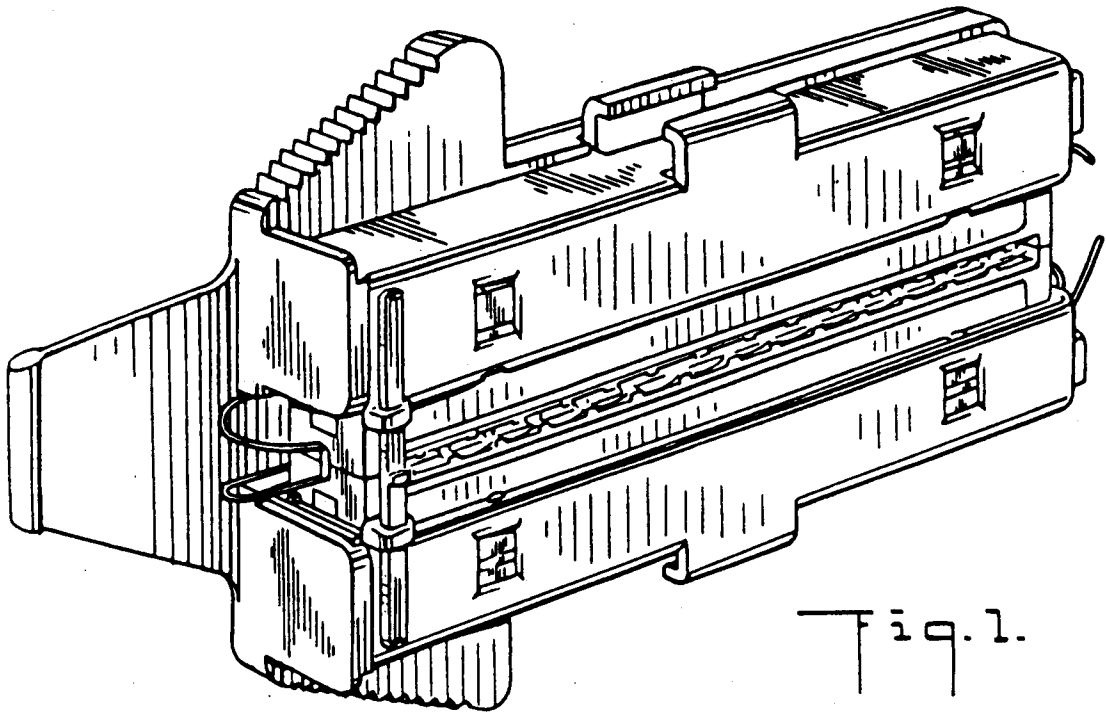


Fig. 1.

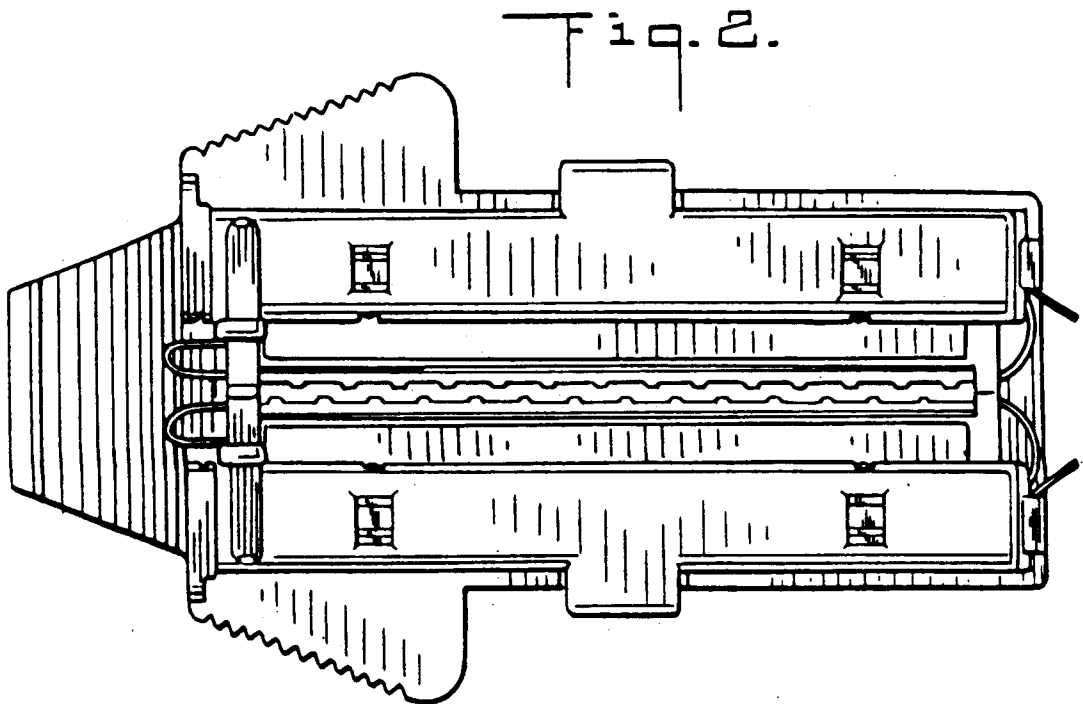


Fig. 2.

Fig. 3.




Fig. 4.

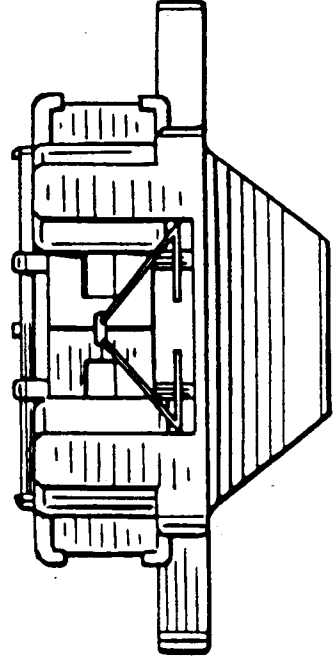


Fig. 6.

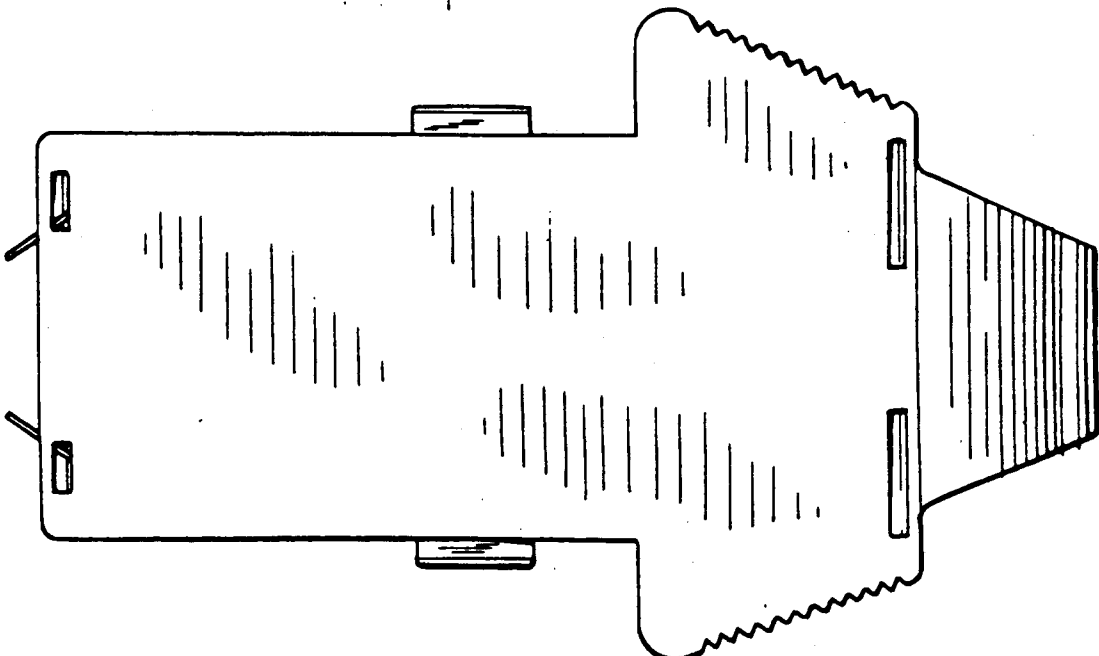


Fig. 5.

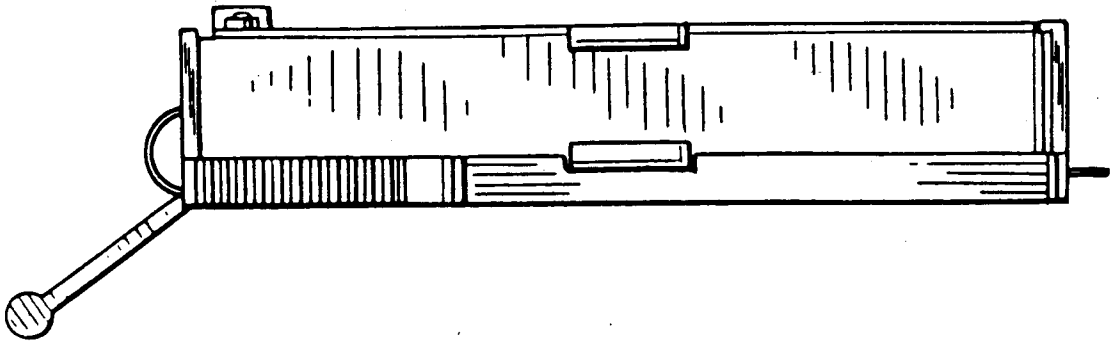


Fig. 7.

