



US00D740344S

(12) **United States Design Patent**
Li et al.

(10) **Patent No.:** **US D740,344 S**

(45) **Date of Patent:** **** Oct. 6, 2015**

(54) **WEARABLE PROJECTION DEVICE**

(71) Applicants: **Pekall, LLC**, San Diego, CA (US);
Lövepac Converting (Beijing) Co., Ltd., Beijing (CN)

(72) Inventors: **Zhan Li**, San Diego, CA (US); **Renee Garnham**, San Francisco, CA (US)

(73) Assignees: **Lövepac Converting (Beijing) Co., Ltd.**, Beijing (CN); **Miragii, LLC**, San Diego, CA (US)

(**) Term: **14 Years**

(21) Appl. No.: **29/509,523**

(22) Filed: **Nov. 18, 2014**

(51) **LOC (10) Cl.** **16-02**

(52) **U.S. Cl.**
USPC **D16/230; D16/225**

(58) **Field of Classification Search**
USPC D16/221, 225, 230-231, 234; D14/168,
D14/402; 353/115, 119, 122
CPC G03B 21/14; G03B 21/145; G03B 21/001
See application file for complete search history.

(56) **References Cited**

U.S. PATENT DOCUMENTS

D483,736 S * 12/2003 Tanaka D14/168
7,227,532 B2 * 6/2007 Bohn et al. D14/402

D555,184 S * 11/2007 Rodriguez et al. D16/230
8,630,684 B2 1/2014 Felt et al.
8,676,274 B2 3/2014 Li
8,820,947 B2 * 9/2014 Wang et al. 353/119
2014/0120983 A1 5/2014 Lam
2014/0139454 A1 5/2014 Mistry et al.
2015/0147975 A1 * 5/2015 Li 455/41.3

OTHER PUBLICATIONS

Examination report dated May 27, 2015 for European Community Design registration No. 002700930-0001.

* cited by examiner

Primary Examiner — Wan Laymon

(74) *Attorney, Agent, or Firm* — The Mueller Law Office, P.C.

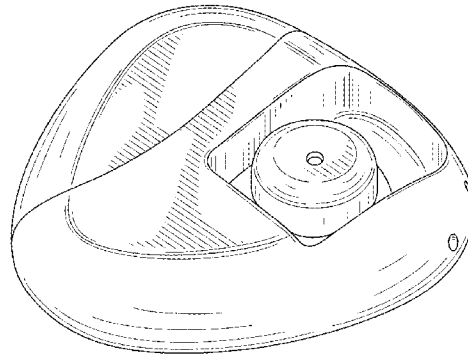
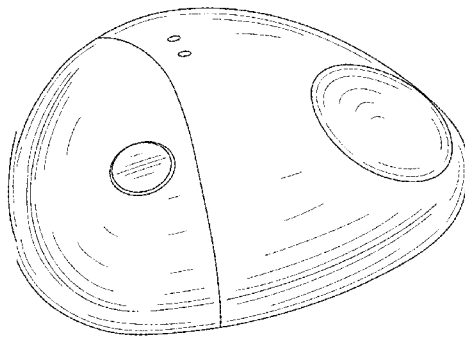
(57) **CLAIM**

The ornamental design for a wearable projection device, as shown and described.

DESCRIPTION

FIG. 1 shows a perspective view of a design for a wearable projection device;
FIG. 2 shows another perspective view of the design;
FIG. 3 shows a top view of the design;
FIG. 4 shows a bottom view of the design;
FIG. 5 shows a left view of the design;
FIG. 6 shows a right view of the design;
FIG. 7 shows a front view of the design; and,
FIG. 8 shows a rear view of the design.

1 Claim, 4 Drawing Sheets



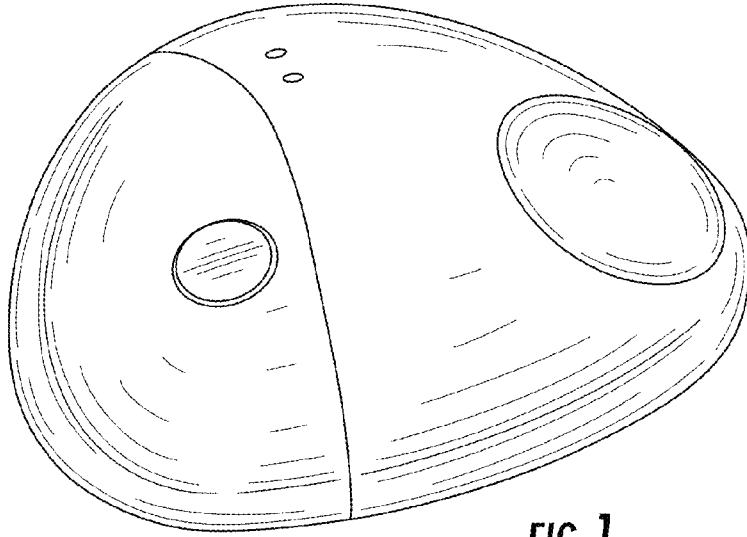


FIG. 1

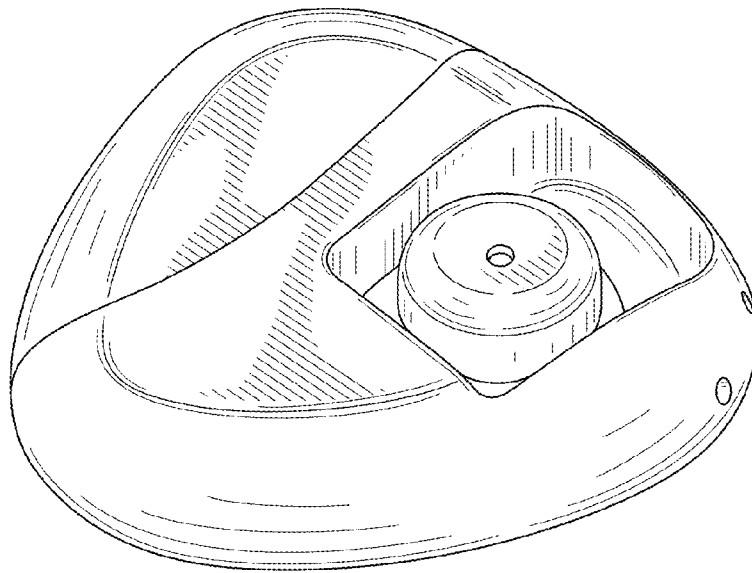


FIG. 2

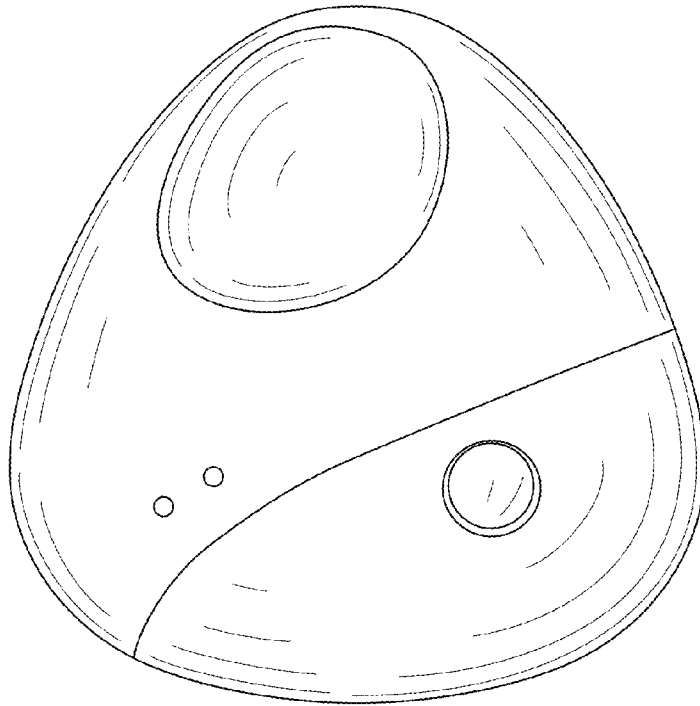


FIG. 3

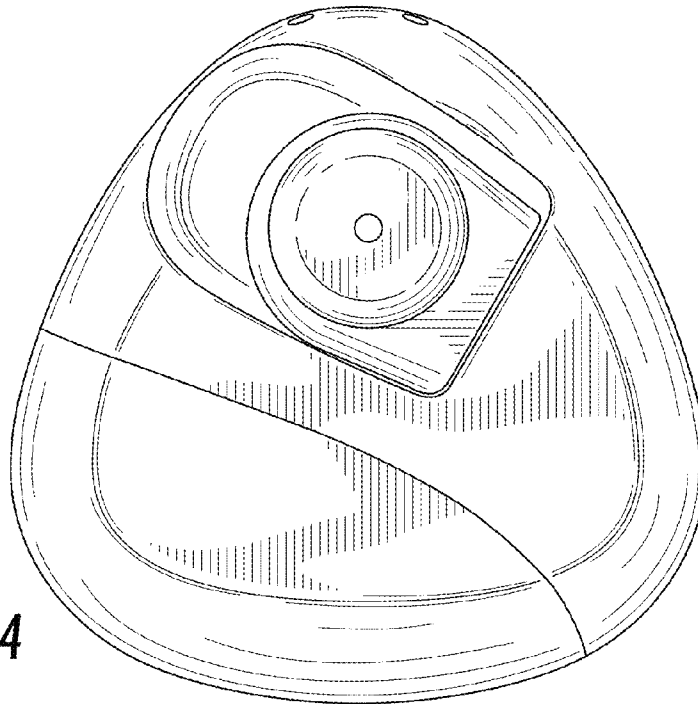


FIG. 4

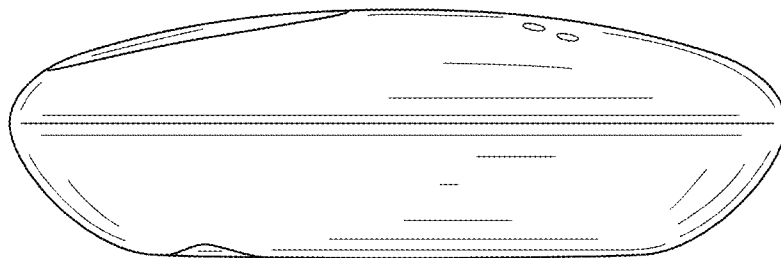


FIG. 5

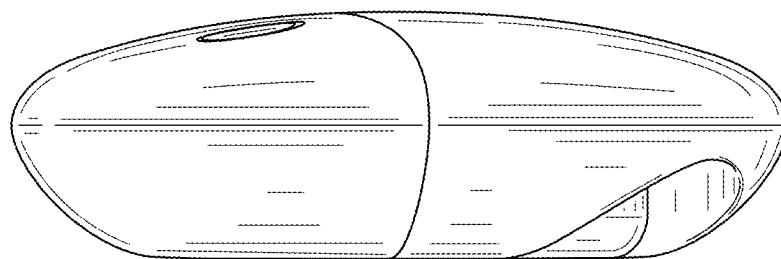


FIG. 6

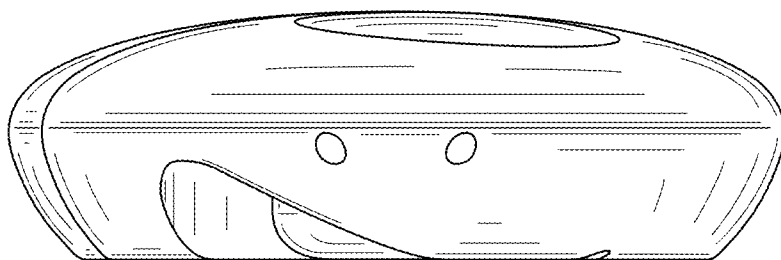


FIG. 7



FIG. 8