



US00D821776S

(12) **United States Design Patent**
Liu

(10) **Patent No.:** **US D821,776 S**

(45) **Date of Patent:** **** Jul. 3, 2018**

(54) **CHAIR**

(71) Applicant: **Merry Yard International Enterprise Corp.**, New Taipei (TW)

(72) Inventor: **Pao-Yu Liu**, New Taipei (TW)

(73) Assignee: **MERRY YARD INTERNATIONAL ENTERPRISE CORP.**, New Taipei (TW)

(**) Term: **15 Years**

(21) Appl. No.: **29/615,766**

(22) Filed: **Aug. 31, 2017**

(51) **LOC (11) Cl.** **06-01**

(52) **U.S. Cl.** **D6/380**

(58) **Field of Classification Search**
USPC D6/334-336, 371, 372, 373, 374, 376, D6/379, 380, 716, 716.1, 716.2, 716.4
CPC A47C 3/04; A47C 4/02; A47C 4/03; A47C 5/04; A47C 5/06; A47C 7/54
See application file for complete search history.

(56) **References Cited**

U.S. PATENT DOCUMENTS

D352,183 S * 11/1994 Sheridan D6/374
D359,177 S * 6/1995 Bartlmae D6/380

D395,177 S * 6/1998 Dammerman D6/380
D397,880 S * 9/1998 Saul D6/380
D441,976 S * 5/2001 Cramer D6/380
D449,461 S * 10/2001 Cramer D6/379
D574,641 S * 8/2008 Bongaerts D6/716

* cited by examiner

Primary Examiner — Mimosa De

(74) *Attorney, Agent, or Firm* — Bacon & Thomas, PLLC


(57) **CLAIM**

The ornamental design for a chair, as shown and described.

DESCRIPTION

FIG. 1 is a perspective view of a chair showing our new design;
FIG. 2 is a front elevational view thereof;
FIG. 3 is a rear elevational view thereof;
FIG. 4 is a left side elevational view thereof; a right side elevational view being symmetrical to the left side elevational view;
FIG. 5 is a top plan view thereof; and,
FIG. 6 is a bottom plan view thereof.

1 Claim, 6 Drawing Sheets






Fig. 1




Fig. 2




Fig. 3

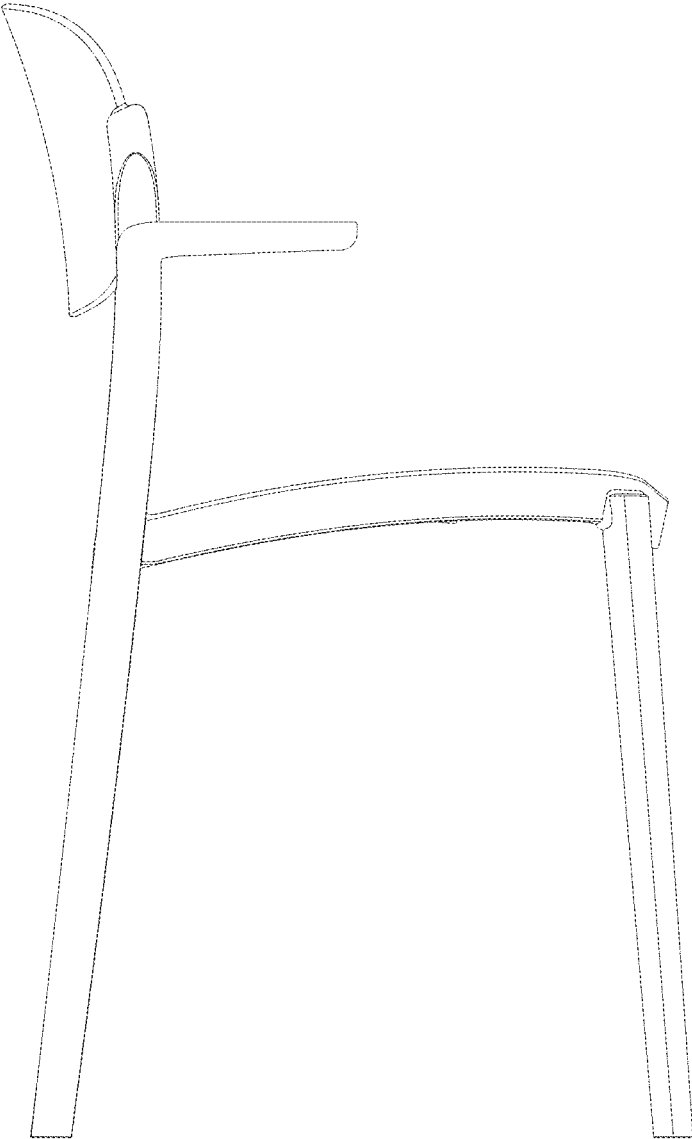


Fig. 4




Fig. 5

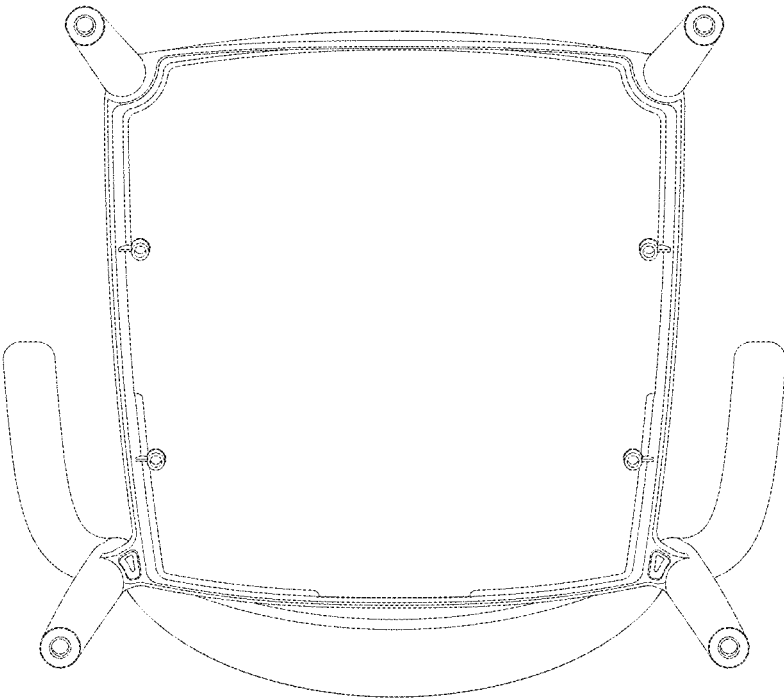


Fig. 6