



US00D346780S

United States Patent [19]

[11] Patent Number: **Des. 346,780**

Homme

[45] Date of Patent: **** May 10, 1994**

- [54] **SHOCK ABSORBER**
- [75] Inventor: **Steven O. Homme**, Goodridge, Minn.
- [73] Assignee: **Ride On, Inc.**, Thief River Falls, Minn.
- [**] Term: **14 Years**
- [21] Appl. No.: **7,397**
- [22] Filed: **Jan. 21, 1993**

4,667,780	5/1987	Pauliukonis	188/322.21
4,742,898	5/1988	Lee	188/315
4,838,392	6/1989	Miller et al.	188/277

FOREIGN PATENT DOCUMENTS

0154395	1/1953	Australia	188/274
0229089	8/1963	Austria	188/315
1150431	1/1958	France	188/315

Primary Examiner—Wallace R. Burke
Assistant Examiner—M. Brown
Attorney, Agent, or Firm—Jerold M. Forsberg

Related U.S. Application Data

- [63] Continuation of Ser. No. 641,350, Jan. 15, 1991, abandoned.
- [52] **U.S. Cl.** **D12/159**
- [58] **Field of Search** 267/64.28, 118, 126; 188/274, 322.19, 322.21, 286, 314, 287, 315; D12/159

[57] CLAIM

The ornamental design for a shock absorber, as shown and described.

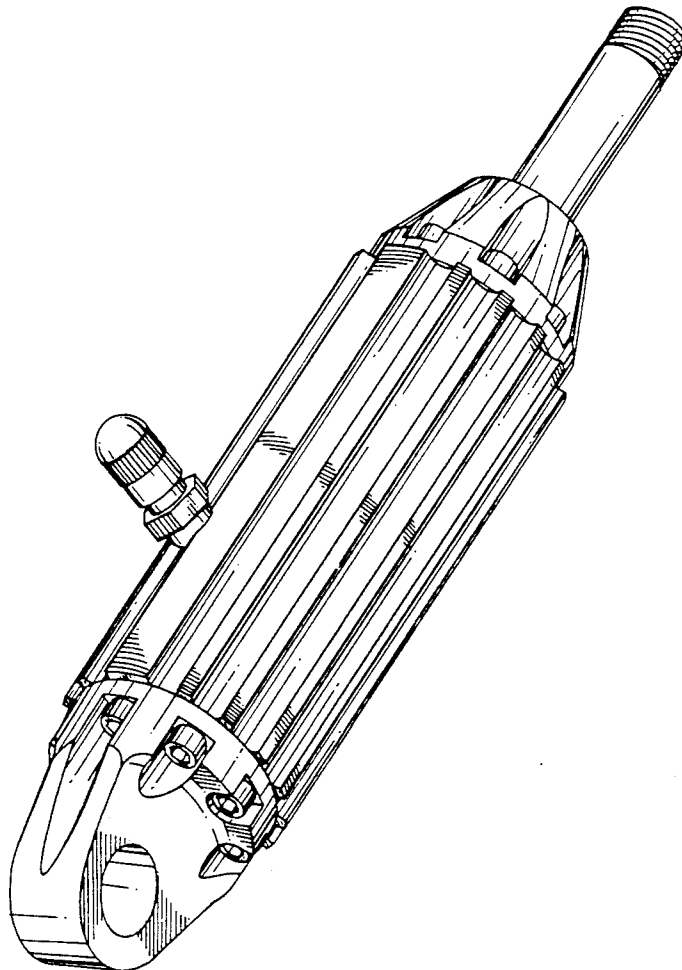
DESCRIPTION

FIG. 1 is a perspective view of a shock absorber showing my new design;
 FIG. 2 is a top plan view thereof;
 FIG. 3 is a front elevation view thereof;
 FIG. 4 is a side elevation thereof;
 FIG. 5 is a bottom plan view thereof; and,
 FIG. 6 is a rear elevation view thereof.

[56] References Cited

U.S. PATENT DOCUMENTS

2,184,190	12/1939	Krauss	188/322.21
4,595,179	6/1986	Glabiszewski	267/64.28



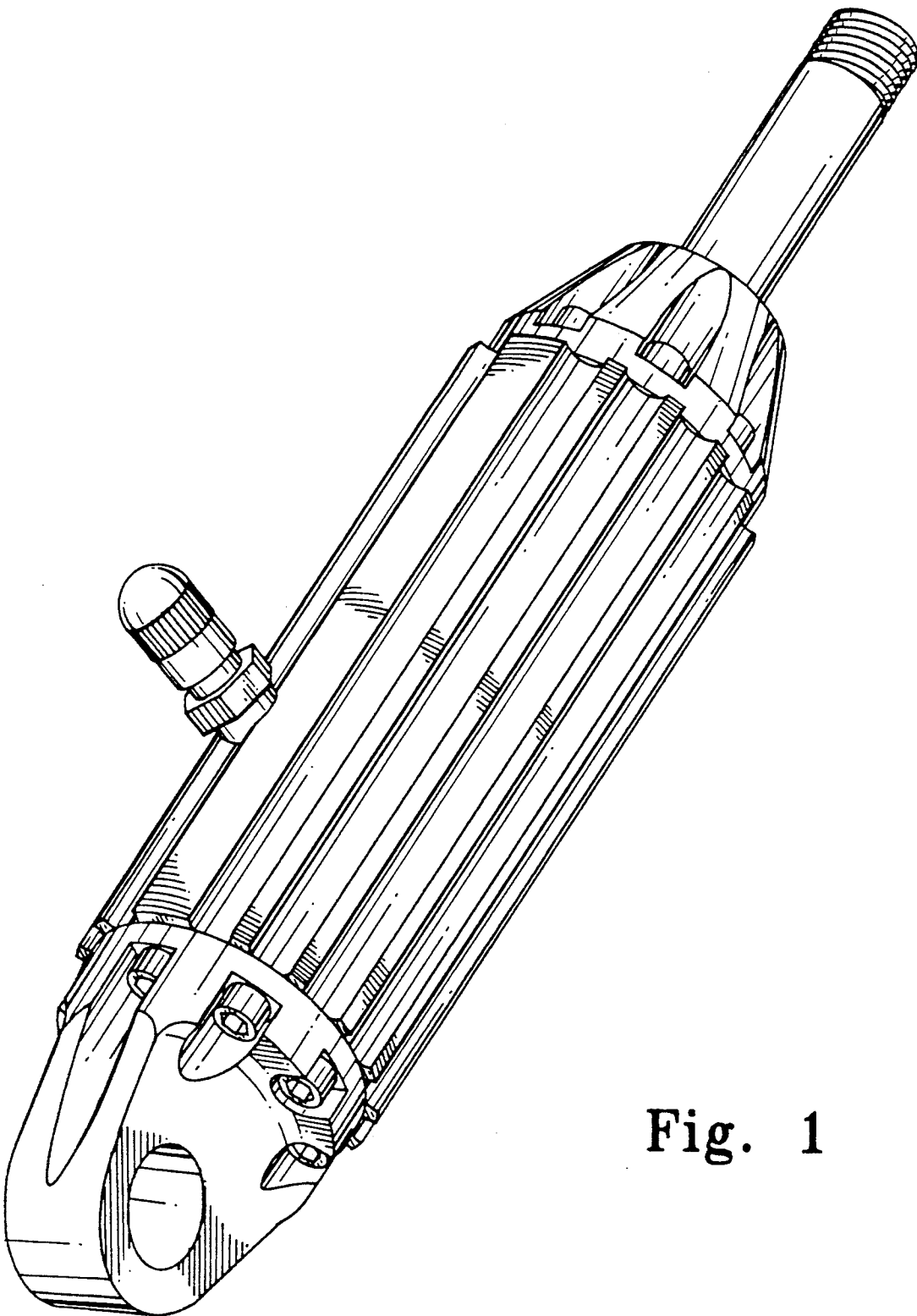


Fig. 1

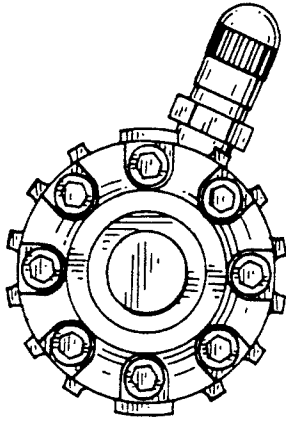


Fig. 2

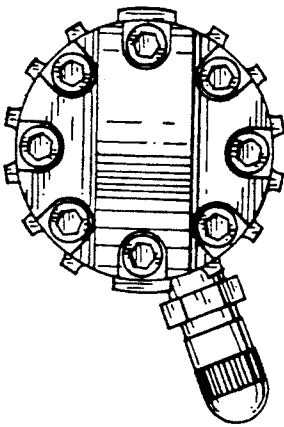


Fig. 5




Fig. 6




Fig. 3




Fig. 4