



Published:

— without international search report and to be republished
upon receipt of that report

For two-letter codes and other abbreviations, refer to the "Guidance Notes on Codes and Abbreviations" appearing at the beginning of each regular issue of the PCT Gazette.

**COMMUNIQUE SYSTEM WITH ACTIVE FEEDBACK
FOR CELLULAR COMMUNICATION NETWORKS
Cross Reference to Related Applications**

This application is a continuation-in-part of U.S. Patent Application Serial No:
5 09/638,744, titled "Communique System for Cellular Communication Networks" and
filed on 14 August 2000.

Field of the Invention

This invention relates to cellular communication networks and to a communique
system that makes use of the bandwidth capacity in existing point-to-point cellular
10 communication networks to provide subscribers with access to a plurality of broadcast
and narrowcast based services.

Problem

It is a problem in cellular communication networks that the network topology is
exclusively point to point in nature. This paradigm represents the historical view of
15 cellular communications as a wireless equivalent of traditional wire-line telephone
communication networks, which serve to interconnect a calling party with a called party.
An additional problem in cellular communication networks is that the need to
concurrently serve many voice subscribers with the limited bandwidth available in
cellular communication networks has prevented the provision of wide bandwidth
20 communication services, such as data, to these subscribers.

The third generation (3G) wireless communication systems, as specified by the
ITU/IMT-2000 requirements for cellular communications, represent a step toward
solving the above-noted problems. The third generation wireless communication
systems support the provision of advanced packet data services. In 3G/IMT-2000
25 systems, dynamic Internet Protocol address assignment is required in addition to static
Internet Protocol (IP) address assignment. With static IP address assignment, the
wireless subscriber station's static IP address is fixed and assigned by the home
wireless network. When the wireless subscriber station is away from its home wireless
network (roaming), a special data communications link (Wireless IP tunnel) needs to be
30 established between the visited wireless network and the home wireless network. In
this case, IP packets destined to the wireless subscriber station's IP address of the
home wireless network are routed to the home wireless network according to standard
IP routing. A Wireless IP tunnel is used in the home wireless network to redirect the IP

packets that are destined to the wireless subscriber station's static IP address to the visited wireless network where the roaming wireless subscriber station is located and being served. When a wireless subscriber station moves from one wireless network coverage area to another, Wireless IP mobility binding updates are performed between

the wireless subscriber station and its Home Agent (HA) in the home wireless network. Since both the wireless station's IP address and its Home Agent IP address are static or fixed, a shared secret between the wireless subscriber station and the Home Agent can be preprogrammed into the wireless station and its Home Agent so that the Home Agent can authenticate Wireless IP registrations requested by the wireless subscriber station and perform mobility binding updates in a secure manner.

However, even with advances in bandwidth utilization and the provision of packet data services, the cellular communication networks still operate on a point to point paradigm, with the networks being unable to concurrently communicate data to a plurality of subscribers, which is the fundamental concept of broadcast communications, especially in the case of a dynamically changing audience for the broadcasts.

Solution

The above described problems are solved and a technical advance achieved by the communicate system for cellular communication networks that operates with existing cellular communication networks to provide communicate communication services to subscribers. The Communicate can be unidirectional (broadcast) or bidirectional (interactive) in nature and the extent of the Communicate can be network-wide broadcast or narrowcast, where one or more cells and/or cell sectors are grouped to cover a predetermined geographic area or demographic population or subscriber interest group to transmit information to subscribers who populate the target audience for the narrowcast transmissions. The communicate system uses active feedback to dynamically adjust the communiqué coverage area and/or communiqué content, using one or more parameters including but not limited to: the number of subscribers in the communiqué coverage area and components thereof, the demographics of the subscribers, the flow of subscribers into & out of existing communiqué coverage area, the usage of communiqué services: free vs subscription vs toll, and the like.

The content of these transmissions can be multi-media in nature and comprising

a combination of various forms of media: audio, video, graphics, text, data and the like.

The subscriber terminal devices used to communicate with the communicate system for cellular communication networks are typically full function communication devices that include: WAP enabled cellular telephones, personal digital assistants, Palm Pilots, personal computers, and the like or special communicate only communication devices that are specific to communicate reception; or MP3 audio players (essentially a radio receiver or communicate radio); or an MPEG4 video receiver (communicate TV); or other such specialized communication device. The subscriber terminal devices can either be mobile wireless communication devices in the traditional mobile subscriber paradigm, or the fixed wireless communication devices in the more recent wireless product offerings. Furthermore, these communicate communication services can be free services, subscription based services, or toll based services, while the data propagation can be based on push, pull and combinations of push/pull information distribution modes.

Brief Description of the Drawing

Figures 1A & 1B illustrate in block diagram form the overall architecture of a typical cellular communication network that is equipped with the present communicate system for cellular communication networks;

Figure 2 illustrates in flow diagram form the operation of a typical cellular communication system in implementing an idle handoff mode of operation;

Figure 3 illustrates in block diagram form a typical configuration of the base to end subscriber forward CDMA channel used in cellular communication networks;

Figure 4 illustrates in block diagram form a typical assignment of cells in a cellular communication network for a unidirectional transmission without subscriber registration mode of operation of the present communicate system for cellular communication networks;

Figure 5 illustrates in block diagram form a typical configuration of the base to end subscriber forward CDMA channel used in cellular communication networks;

Figure 6 illustrates in block diagram form a typical assignment of cells in a cellular communication network as an example of the operation of the present communicate system for cellular communication networks;

Figure 7 illustrates in block diagram form a typical assignment of cells in a cellular communication network for a non-interactive bidirectional transmission with subscriber registration mode of operation of the present communicate system for cellular communication networks;

5 Figure 8 illustrates in block diagram form a typical signaling protocol for a Traffic channel for use in the present communicate system for cellular communication networks;

Figures 9 & 10 illustrate typical dynamic coverage areas for various types of communicate transmissions;

10 Figure 11 illustrates in flow diagram form the operation of the Spatial-Temporal Content Manager;

Figure 12 illustrates a typical program coverage pattern;

Figure 13 illustrates a typical program stream for a plurality of communication channels;

15 Figure 14 illustrates in tabular form a typical definition of a plurality of narrowcasts applicable to the program streams of Figure 13 as applied to the typical dynamic coverage areas of Figures 9 & 10; and

Figure 15 illustrates in flow diagram form one mode of using subscriber information as active feedback in the operation of the present communicate system for
20 cellular communication networks.

Detailed Description

Existing cellular communication networks are designed with a network topology that is exclusively point to point in nature. This paradigm represents the historical view of cellular communications as a wireless equivalent of traditional wire-line telephone
25 communication networks, which serve to interconnect a calling party with a called party. The need to concurrently serve many voice subscribers with the limited bandwidth available in cellular communication networks has also prevented the provision of wide bandwidth communication services to these subscribers. These existing systems are largely static in their operation, with each cell providing point to point communications
30 to a population of subscribers who reside in or roam into the predefined service area of the cell. There is an absence of a capability to provide a communication service to a subscriber population that comprises a dynamically changing coverage area that

spans multiple cells. The dynamic convergence of a plurality of subscribers to constitute a target audience for Communiques is a paradigm that is not addressed by existing cellular communication systems, nor is there any functionality suggested in existing cellular communication systems to deal with providing information relevant to this target audience in a real time manner.

Cellular Communication Network Philosophy

Cellular communication networks as shown in block diagram form in Figures 1A & 1B, provide the service of connecting wireless telecommunication customers, each having a wireless subscriber device, to both land-based customers who are served by the common Carrier Public Switched Telephone Network (PSTN) 108 as well as other wireless telecommunication customers. In such a network, all incoming and outgoing calls are routed through Mobile Telephone Switching Offices (MTSO) 106, each of which is connected to a plurality of cell sites (also termed Base Station Subsystems 131-151) which communicate with wireless subscriber devices 101, 101' located in the area covered by the cell sites. The wireless subscriber devices 101, 101' are served by the cell sites, each of which is located in one cell area of a larger service region. Each cell site in the service region is connected by a group of communication links to the Mobile Telephone Switching Office 106. Each cell site contains a group of radio transmitters and receivers (Base Station Transceiver 132, 142, 143, 152) with each transmitter-receiver pair being connected to one communication link. Each transmitter-receiver pair operates on a pair of radio frequencies to create a communication channel: one frequency to transmit radio signals to the wireless subscriber device and the other frequency to receive radio signals from the wireless subscriber device. The first stage of a cellular communication connection is set up when a transmitter-receiver pair in a cell site 131, operating on a predetermined pair of radio frequencies, is turned on and a wireless subscriber device 101, located in the cell site 131, is tuned to the same pair of radio frequencies to thereby activate a communication channel between the wireless subscriber device 101 and the cell site 131. The second stage of the communication connection is between the communication link connected to this transmitter-receiver pair and the common carrier Public Switched Telephone Network 108. This second stage of the communication connection is set up in the Mobile

Telephone Switching Office 106, which is connected to the common carrier Public Switched Telephone Network 108 by incoming and outgoing trunks. The Mobile Telephone Switching Office 106 contains a switching network 106N to switch wireless subscriber voice and/or data signals from the communication link to an incoming or outgoing trunk. The Mobile Telephone Switching Office 106 and associated software typically manages the base station controllers 132, 142, 152 and the Base Station Transceiver Transmit/Receive electronics which serve to implement the wireless radio frequency link to the wireless subscriber devices 101. The Mobile Telephone Switching Office 106, in conjunction with the Home Location Register (HLR) 161 and the Visitor Location Register (VLR) 162, manages subscriber registration, subscriber authentication, and the provision of wireless services such as voice mail, call forwarding, roaming validation and so on. The Mobile Telephone Switching Office Controller 106C also controls the actions of the associated base station controllers 132, 142, 152 by generating and interpreting the control messages that are exchanged with the associated base station controllers 132, 142, 152 over data links that interconnect these subsystems. The base station controllers 132, 142, 152 at each cell site 131-151, in response to control messages from the Mobile Telephone Switching Office 106, control the transmitter-receiver pairs at the cell site 131. The control processes at each cell site also control the tuning of the wireless subscriber devices to the selected radio frequencies. In the case of CDMA, the system also selects the PN code word to enhance isolation of the communications with the wireless subscriber devices.

Each cell in the cellular communication network comprises a predetermined volume of space radially arranged around the cell site transmitting antenna with the region of space roughly approximating a cylindrical volume having predetermined height. Since all of the wireless subscriber devices are installed in ground-based units (such as motor vehicles or handheld units) in traditional cellular communication systems, the antenna radiation pattern of the cell site is aligned to be proximate to the ground and the polarization of the signals produced by the cell site antenna is vertical in nature. In order to prevent the radio signals in one cell site from interfering with radio signals in an adjacent cell site, the transmitter frequencies for adjacent cell sites are selected to be different so that there is sufficient frequency separation between adjacent transmitter frequencies to avoid overlapping transmissions among adjacent

cell sites. In order to reuse the same frequencies, the cellular telecommunication industry has developed a small but finite number of transmitter frequencies and a cell site allocation pattern that ensures that two adjacent cell sites do not operate on the same frequency. When a ground-based wireless subscriber device initiates a call
5 connection, control signals from the local cell site transmitter cause the frequency agile transponder in the ground-based wireless subscriber device to operate at the frequency of operation designated for that particular cell site. As the ground-based wireless subscriber device moves from one cell site to another, the call connection is handed off to the successive cell sites and the frequency agile transponder in the ground-based
10 wireless subscriber device adjusts its frequency of operation to correspond to the frequency of operation of the transmitter located in the cell site in which the ground-based wireless subscriber device is presently operational.

There are numerous technologies that can be used to implement the cellular communication network and these include both digital and analog paradigms, with the
15 digital apparatus representing the more recent of the two technologies. Furthermore, the frequency spectrum is allocated for different cellular communication systems, with the personal communication system (PCS) systems being located in the 1.9 GHz region of the spectrum while traditional cellular systems are located in the 800 MHz region of the spectrum. The access methods used in cellular communication systems include
20 Code Division Multiple Access (CDMA) that uses orthogonal codes to implement communication channels, Time Division Multiple Access (TDMA) which uses time division multiplexing of a frequency to implement communication channels and Frequency Division Multiple Access (FDMA) which uses separate frequencies to implement communication channels, as well as combinations of these technologies.
25 These concepts are well known in the field of cellular communications and various ones of these can be used to implement the ubiquitous wireless subscriber device of the present invention. These technologies are not limitations to the system which is described herein, since a novel system concept is disclosed, not a specific technologically limited implementation of an existing system concept.

30 The traditional CDMA cellular network architecture is designed to carry a wireless call between a wireless subscriber device and a base station, by simultaneously using multiple base stations or antennas to mitigate the effects of signal

fading of various types, including, but not limited to: Raleigh, rician and log-normal. If one cell or one antenna in the CDMA cellular network has a poor signal for a given time frame, another cell or antenna in the CDMA cellular network which had an acceptable signal carries the call. This call management process is called soft or softer hand-off, depending on whether the call is carried between two cells or two antennas at a given cell, respectively.

Cellular Communication Network Architecture

Figure 1 is the block diagram of the architecture of the present communicate system for cellular communication networks 100 and one example of an existing commercial cellular communication network in which it is implemented. In the description of the present communicate system for cellular communication networks, the major entities of the cellular communication network providing communicate services to the wireless subscriber device 101 are the Base Station Subsystems 131-151 that are associated with the Mobile Telephone Switching Office 106. In a typical cellular communications network, there are numerous Mobile Telephone Switching Offices 106, but for the sake of simplicity only a single Mobile Telephone Switching Office is shown.

The typical implementation of an existing Mobile Telephone Switching Office 106 comprises a Mobile Telephone Switching Office Controller 106C which executes call processing associated with the Mobile Telephone Switching Office 106. A switching network 106N provides the telephone connectivity between Base Station Subsystems 131-151. Base Station Subsystems 131-151 communicate with wireless subscriber device 101 using Radio Frequency (RF) channels 111 and 112, respectively. RF channels 111 and 112 convey both command messages as well as digital data, which may represent voice signals being articulated at the wireless subscriber device 101 and the far-end party. With a CDMA system, the wireless subscriber device 101 communicates with at least One Base Station Subsystem 131. In Figure 1, the wireless subscriber device 101 is simultaneously communicating with two Base Station Subsystems 131, 141, thus constituting a soft handoff. However, a soft handoff is not limited to a maximum of two base stations. Standard EIA/TIA IS-95-B supports a soft handoff with as many as six base stations. When in a soft handoff, the base stations serving a given call must act in concert so that commands issued over RF channels 111

and 112 are consistent with each other. In order to accomplish this consistency, one of the serving base station subsystems may operate as the primary base station subsystem with respect to the other serving base station subsystems. Of course, a wireless subscriber device 101 may communicate with only a single base station subsystem if determined as sufficient by the cellular communication network.

Cellular communication networks provide a plurality of concurrently active communications in the same service area, with the number of concurrently active communication connections exceeding the number of available radio channels. This is accomplished by reusing the channels via the provision of multiple Base Station Subsystems 131-151 in the service area that is served by a single Mobile Telephone Switching Office 106. The overall service area of a Mobile Telephone Switching Office 106 is divided into a plurality of "cells", each of which includes a Base Station Subsystem 131 and associated radio transmission tower 102. The radius of the cell is basically the distance from the base station radio transmission tower 102 to the furthest locus at which good reception between the wireless subscriber device 101 and the radio transmission tower 102 can be effected. The entire service area of a Mobile Telephone Switching Office 106 is therefore covered by a plurality of adjacent cells. There is an industry standard cell pattern in which sets of channels are reused. Within a particular cell, the surrounding cells are grouped in a circle around the first cell and the channels used in these surrounding cells differ from the channels used in the particular cell and from each of the other surrounding cells. Thus, the signals emanating from the radio transmission tower in the particular cell do not interfere with the signals emanating from the radio transmission towers located in each of the surrounding cells because they are at different radio frequencies and have different orthogonal coding. However, in the case of soft handoff, the frequencies must be the same for all cells involved in the soft or softer handoff process. In addition, the next closest cell using the transmission frequency of the particular cell is far enough away from this cell that there is a significant disparity in signal power and therefore sufficient signal rejection at the receivers to ensure that there is no signal interference. The shape of the cell is determined by the surrounding terrain and is typically not circular, but skewed by irregularities in the terrain, the effect of buildings and vegetation and other signal attenuators present in the cell area. Thus, the cell pattern is simply

conceptual in nature and does not reflect the actual physical extent on the various cells, since the implemented cells are not hexagonal in configuration and do not have precisely delimited boundary edges.

5 The control channels that are available in this system are used to setup the communication connections between the subscriber stations 101 and the Base Station Subsystem 131. When a call is initiated, the control channel is used to communicate between the wireless subscriber device 101 involved in the call and the local serving Base Station Subsystem 131. The control messages locate and identify the wireless subscriber device 101, determine the dialed number, and identify an available
10 voice/data communication channel consisting of a pair of radio frequencies and orthogonal coding which is selected by the Base Station Subsystem 131 for the communication connection. The radio unit in the wireless subscriber device 101 re-tunes the transmitter-receiver equipment contained therein to use these designated radio frequencies and orthogonal coding. Once the communication connection is
15 established, the control messages are typically transmitted to adjust transmitter power and/or to change the transmission channel when required to handoff this wireless subscriber device 101 to an adjacent cell, when the subscriber moves from the present cell to one of the adjoining cells. The transmitter power of the wireless subscriber device 101 is regulated since the magnitude of the signal received at the Base Station
20 Subsystem 131 is a function of the subscriber station transmitter power and the distance from the Base Station Subsystem 131. Therefore, by scaling the transmitter power to correspond to the distance from the Base Station Subsystem 131, the received signal magnitude can be maintained within a predetermined range of values to ensure accurate signal reception without interfering with other transmissions in the
25 cell.

The voice communications between wireless subscriber device 101 and other subscriber stations, such as land line based subscriber station 109, is effected by routing the communications received from the wireless subscriber device 101 via switching network 106N and trunks to the Public Switched Telephone Network (PSTN)
30 108 where the communications are routed to a Local Exchange Carrier 125 that serves land line based subscriber station 109. There are numerous Mobile Telephone Switching Offices 106 that are connected to the Public Switched Telephone Network

(PSTN) 108 to thereby enable subscribers at both land line based subscriber stations and wireless subscriber devices to communicate between selected stations thereof.

This architecture represents the present architecture of the wireless and wireline communication networks. The present communication system for cellular communication networks 100 is shown connected to the Public Switched Telephone Network 108, the Mobile Telephone Switching Offices 106, as well as a data communication network such as the Internet 107, although these examples of interconnections are subject to an implementation selected by the purveyor of communication services and some of these connections can be eliminated as unnecessary for some implementations as described below.

Format of the Forward CDMA Channel

Figure 3 illustrates in block diagram form a typical configuration of the Base Station Subsystem 131 to wireless subscriber device 101 forward CDMA channel used in cellular communication networks. The typical Base Station Subsystem 131 to wireless subscriber device 101 forward CDMA channel comprises a predefined bandwidth centered about a selected carrier frequency. The bandwidth of the selected channel as well as the selected carrier frequency is a function of the technical implementation of the Base Station Subsystem 131 of the cellular communication network and is not discussed further herein. The channel is typically divided into a plurality of segments: Pilot 301, Synchronization (Synch) 302, Paging 303, Traffic 304. The Paging 303 and Traffic 304 segments are further divided into a plurality of channels Ch1-Ch7 and Ch1-Ch55, respectively. Each traffic channel represents a communication space for a selected wireless subscriber device 101. The plurality of paging channels Ch1-Ch7 are available for the base station subsystem 131 to page a selected wireless subscriber device 101 in well known fashion. In order to segregate these channels, each channel is assigned a selected one of the 64 Walsh codes, from $W=0$ to $W=63$. For example, the Pilot channel is assigned a Walsh code of $W=0$, while the Synch channel is assigned a Walsh code of $W=32$. The Paging channels Ch1-Ch7 are assigned Walsh codes of $W=1$ - $W=7$, respectively. The remaining Walsh codes are assigned to the traffic channels CH1-CH55 as shown in Figure 3. Each Traffic channel consists of data traffic 311 as well as in band signaling 312 transmitted from the base station subsystem 131 to the wireless subscriber device 101.

Idle Handoff of Wireless Subscriber Devices

Figure 2 illustrates in flow diagram form the operation of a typical cellular communication system in implementing an idle handoff mode of operation. An idle handoff occurs when a wireless subscriber device 101 has moved from the coverage area of one Base Station Subsystem 131 into the coverage area of another Base Station Subsystem 141 during the Wireless Station Idle State. As shown in Figure 2, at step 201, the wireless subscriber device 101 scans for pilot signals for the base stations that serve the coverage area in which the wireless subscriber device 101 is operational. If the wireless subscriber device 101 detects a Pilot channel signal from another base station subsystem 141, that is sufficiently stronger than that of the present Base Station Subsystem 131, the wireless subscriber device 101 determines that an idle handoff should occur. Pilot channels are identified by their offsets relative to the zero offset pilot PN sequence and typically are the Walsh Code 0 for each channel. Pilot offsets are grouped by the wireless subscriber device 101 at step 202 into sets describing their status with regard to pilot searching. The following sets of pilot offsets are defined for a wireless subscriber device 101 in the Wireless Station Idle State. Each pilot offset is a member of only one set.

Active Set: The pilot offset of the Forward CDMA Channel whose Paging channel is being monitored.

Neighbor Set: The offsets of the Pilot channels that are likely candidates for idle handoff. The members of the Neighbor Set are specified in the Neighbor List Message, Extended Neighbor List Message, and the General Neighbor List Message.

Remaining Set: The set of all possible pilot offsets.

In the process of Figure 2, the wireless subscriber device 101 at step 203 selects the 3 strongest pilot signals for use in establishing/maintaining the cellular communication connection. In this process, the RAKE receiver in the wireless subscriber device 101 at step 207 continuously looks for the strongest pilot signals to ensure the continuation of the cellular communication connection. The wireless subscriber device 101 at step 204 decodes the pilot signals and locks on to the synch channel of selected forward CDMA channels having the strongest pilot signals.

At step 205, the wireless subscriber device 101 transmits on the Access channel of the end subscriber to base station reverse CDMA channels, corresponding to of the

selected forward CDMA channels having the strongest pilot signals, using a random access procedure. Many parameters of the random access procedure are supplied by the Base Station Subsystem 131 in the Access Parameters Message. The entire process of sending one message and receiving (or failing to receive) an acknowledgment for that message is called an access attempt. One access attempt consists of one or more access sub-attempts. Each transmission in the access sub-attempt is called an access probe. Each access probe consists of an Access channel preamble and an Access channel message capsule.

When the wireless subscriber device 101 stops transmitting access probes of an access attempt to one pilot and begins transmitting access probes of an access attempt to another pilot, it is said to perform an access probe handoff. The portion of an access attempt which begins when the wireless subscriber device 101 begins transmitting access probes to one pilot, and ends when the wireless subscriber device 101 either performs an access probe handoff or receives an acknowledgment for that message is called an access sub-attempt. When the access probe handoff is successful, at step 205 the wireless subscriber device 101 switches to idle Traffic channels, one per selected forward CDMA channel and demodulates the signals received therein and at step 206 outputs the demodulated multi-media output to the subscriber interface of the wireless subscriber device 101 for use by the subscriber.

As described herein, the overhead required in point to point cellular communications to manage hand-offs between cells within the cellular communication network is considerable and continuous, since many of the wireless subscriber devices served by the cellular communication network are mobile in nature. In the present communicate system for cellular communication networks, the need for this overhead in processing call hand-offs is reduced since the wireless subscriber device is not provided with a unique communication link, but shares this link with many other wireless subscriber devices. There are a number of communicate implementations that can be overlaid on this standard handoff process.

Within an access sub-attempt, access probes are grouped into access probe sequences. The Access channel used for each access probe sequence is chosen pseudo randomly from among all the Access channels associated with the present Paging channel. If there is only one Access channel associated with the present paging

channel, all access probes within an access probe sequence are transmitted on the same Access channel. If there is more than one access channel associated with the present Paging Channel, all access probes within an access probe sequence may be transmitted on the different Access channels associated with the present Paging channel. Each access probe sequence consists of up to $1 + \text{NUM_STEPS}$ access probes. The first access probe of each access probe sequence is transmitted at a specified power level relative to the nominal open loop power level. Each subsequent access probe is transmitted at a power level that is adjusted by the PWR_STEPS plus the mean input power change plus the interference correction change from the previous access probe.

The timing of access probes and access probe sequences is expressed in terms of Access channel slots. The transmission of an access probe begins at the start of an Access channel slot. There are two types of messages sent on the Access channel: a response message (one that is a response to a base station message) or a request message (one that is sent autonomously by the wireless subscriber device). Different procedures are used for sending a response message and for sending a request message. The timing of the start of each access probe sequence is determined pseudo randomly. Timing between access probes of an access probe sequence is also generated pseudo randomly. After transmitting each access probe, the wireless subscriber device waits a specified period, $\text{TA} = (2 + \text{ACC_TMO}_s) \times 80 \text{ ms}$, from the end of the slot to receive an acknowledgment from the base station. If an acknowledgment is received, the access attempt ends. If no acknowledgment is received and the wireless subscriber device transmits all access probes within an access probe sequence on the same Access channel associated with the current Paging channel, the next access probe is transmitted after an additional back off delay, RT , from 0 to $1 + \text{PROBE_BKOFF}_s$ slots. If no acknowledgment is received and the wireless subscriber device pseudo randomly selects an Access channel from among all Access channels associated with the current Paging channel, the next access probe is transmitted after an additional back off delay, RT , from 0 to PROBE_BKOFF_s slots. The wireless subscriber device shall not begin a new access attempt until the previous access attempt has ended.

Access Handoff

The wireless subscriber device 101 is permitted to perform an access handoff to use the Paging channel with the best pilot strength and an associated Access channel. The wireless subscriber device 101 is permitted to perform an access handoff when waiting for a response from the Base Station Subsystem 131 or before sending a response to the Base Station Subsystem 131. An access handoff is permitted after an access attempt while the wireless subscriber device 101 is in the Page Response Subrate or the Wireless Station Origination Attempt Subrate. When the wireless subscriber device 101 declares a loss of the Paging channel, the wireless subscriber device 101 shall perform an access handoff while waiting for a response from the Base Station Subsystem 131 in the System Access State if the wireless subscriber device 101 is not performing an access attempt and all of the following conditions hold:

The new base station is in the list ACCESS_HO_LIST,
ACCESS_HOs is equal to '1', and

The wireless subscriber device is in the Page Response Subrate or the Wireless Station Origination Attempt Subrate.

When the wireless subscriber device 101 declares a loss of the Paging channel, the wireless subscriber device 101 shall perform an access handoff after receiving a message and before responding to that message while in the System Access State if the wireless subscriber device 101 is not performing an access attempt and all of the following conditions hold:

The new base station is in the list ACCESS_HO_LIST,
ACCESS_HOs is equal to '1',
ACCESS_HO_MSG_RSPs is equal to '1', and

The wireless subscriber device is in the Page Response Subrate or the Wireless Station Origination Attempt Subrate.

When the wireless subscriber device 101 declares an insufficiency of the Paging channel, the wireless subscriber device 101 may perform an access handoff while waiting for a response from the Base Station Subsystem 131 in the System Access State if the wireless subscriber device 101 is not performing an access attempt and all of the following conditions hold:

The new base station is in the list ACCESS_HO_LIST,
ACCESS_HOs is equal to '1', and

The wireless subscriber device is in the Page Response Subrate or the Wireless Station Origination Attempt Subrate.

When the wireless subscriber device 101 declares an insufficiency of the Paging channel, the wireless subscriber device 101 may perform an access handoff after receiving a message and before responding to that message while in the System Access State if the wireless subscriber device 101 is not performing an access attempt and all of the following conditions hold:

The new base station is in the list ACCESS_HO_LIST,
ACCESS_HOs is equal to '1',
ACCESS_HO_MSG_RSPs is equal to '1', and

The wireless subscriber device is in the Page Response Subrate or the Wireless Station Origination Attempt Subrate.

Before the wireless subscriber device 101 transmits an access probe to the new Base Station Subsystem 141, the wireless subscriber device 101 shall update the parameters based on the System Parameters Message, the Access Parameters Message and the Extended System Parameters Message on the associated new Paging channel and process the parameters from the messages. The wireless subscriber device 101 shall update the parameters based on the Neighbor List Message, Extended Neighbor List Message or the General Neighbor List Message on the associated new Paging channel and process the parameters from the message.

If the wireless subscriber device 101 receives a Global Service Redirection Message which directs the wireless subscriber device 101 away from the new Base Station Subsystem 141, the wireless subscriber device 101 shall not access the new Base Station Subsystem 141. The wireless subscriber device 101 shall process these messages only once after each access handoff. If ACCESS_PROBE_HOs is equal to '0' and ACCESS_HOs is equal to '1', the wireless station may monitor other Paging Channels which are in ACCESS_HO_LIST for T_{42m} seconds after the wireless subscriber device 101 declares a loss of the original Paging channel during an access attempt.

Access Probe Handoff

The wireless subscriber device 101 is permitted to perform an access probe handoff when the wireless subscriber device 101 is in the Page Response Subrate or the Wireless Station Origination Attempt Subrate. The wireless subscriber device 101 may perform an access probe handoff during an access attempt to a pilot in ACCESS_HO_LIST when the message being sent is the Origination Message or the Page Response Message if all of the following conditions hold:

ACCESS_PROBE_HOs is equal to '1',

The wireless subscriber device is in the Page Response Subrate or the Wireless Station Origination Attempt Subrate, and

5 The wireless subscriber device has performed fewer than (MAX_NUM_PROBE_HOs +1) access probe hand-offs during the current access attempt.

10 The wireless subscriber device 101 may also perform an access probe handoff during an access attempt to a pilot in ACCESS_HO_LIST when the message being sent is a message other than the Origination Message or the Page Response Message if all of the preceding conditions hold and ACC_PROBE_HO_OTHER_MSGs is equal to '1'. The wireless subscriber device 101 may also perform an access probe handoff during an access attempt to a pilot not in ACCESS_HO_LIST when the message being sent is the Origination Message or the Page Response Message if all of the following conditions hold:

15 ACC_HO_LIST_UPDs is equal to '1',

ACCESS_PROBE_HOs is equal to '1',

The new pilot is stronger than any pilot in ACCESS_HO_LIST,

The new pilot has the corresponding ACCESS_HO_ALLOWED field in the NGHBR_REC equal to '1',

20 Inclusion of the new pilot in ACCESS_HO_LIST does not cause the Access channel message to exceed the maximum capsule size,

Inclusion of the new pilot in ACCESS_HO_LIST does not cause the number of members to exceed N_{13m} ,

25 The wireless subscriber device is in the Page Response Subrate or the Wireless Station Origination Attempt Subrate, and

The wireless subscriber device has performed fewer than (MAX_NUM_PROBE_HOs +1) access probe handoffs during the current access attempt.

30 The wireless subscriber device 101 may also perform an access probe handoff during an access attempt to a pilot in ACCESS_HO_LIST when the message being sent is a message other than the Origination Message or the Page Response Message if all of the preceding conditions hold and ACC_PROBE_HO_OTHER_MSGs is equal to '1'. If the above conditions are met, the wireless subscriber device 101 may perform an access probe handoff when the wireless subscriber device 101 declares a loss of
35 the Paging channel; the wireless subscriber device 101 may also perform an access

probe handoff after the TA timer expires and the wireless subscriber device 101 declares an insufficiency of the Paging channel.

Before the wireless subscriber device 101 transmits an access probe to the new base station 104, the wireless subscriber device 101 shall update the parameters based on the System Parameters Message, the Access Parameters Message and the Extended System Parameters Message on the associated new Paging channel and process the parameters from the message. The wireless subscriber device 101 shall update the parameters based on the Neighbor List Message, Extended Neighbor List Message, or the General Neighbor List Message on the associated new Paging channel and process the parameters from the message. If the wireless subscriber device 101 receives a Global Service Redirection Message which directs the wireless subscriber device 101 away from the new Base Station Subsystem 141, the wireless subscriber device 101 shall not access the New Base Station Subsystem 141. The wireless subscriber device 101 shall process these messages only once per access sub-attempt during an access attempt.

If the wireless subscriber device 101 performs an access probe handoff, the wireless subscriber device 101 shall restart the access attempt probe sequence number on the new pilot, starting with the first probe of the first probe sequence of the access sub-attempt. The wireless subscriber device 101 shall not reset its access probe handoff count until the access attempt ends. The wireless subscriber device 101 shall abort the access attempt if the length of the message to be sent exceeds MAX_CAP_SIZE of the new base station. The wireless subscriber device 101 may monitor other Paging channels which are in ACCESS_HO_LIST for T_{42m} seconds.

Philosophy of the Communique System

The terms "cell site" and "cell" are sometimes loosely used in the literature, and the term "cell site" generally denotes the locus, such as Base Station Subsystem 131, at which the radio frequency transmitter and receiver apparatus (Base Station Transceiver 133, 143, 144, 153) is located, while the term "cell" generally denotes the region of space which is served by a particular radio frequency transmitter-receiver pair which is installed in Base Station Transceiver 133 at Base Station Subsystem 131, and includes sectors of a particular cell where the cell comprises a plurality of sectors. The particular technology used to implement the communications between wireless subscriber devices and the radio frequency transmitter-receiver pairs as well as the nature of the data transferred there between, be it voice, video, telemetry, computer data, and the like, are not limitations to the communique system for cellular

communication networks 100 which is described herein, since a novel system concept is disclosed, not a specific technologically limited implementation of an existing system concept. Therefore, the term "cellular" as it is used herein denotes a communication system which operates on the basis of dividing space into a plurality of volumetric sections or cells, and managing communications between wireless subscriber devices located in the cells and the associated radio frequency transmitter-receiver pairs located at the cell site for each of these cells. In addition, the term "telecommunications cell" is used in the general sense and includes a traditional cell generated by a cell site as well as a sector of a cell, as well as a cell elevation sector, regardless of size and shape. The wireless subscriber device, as noted above, can be any of a number of full function communication devices that include: WAP enabled cellular telephones, personal digital assistants, Palm Pilots, personal computers, and the like or special communicate only communication devices that are specific to communicate reception; or MP3 audio players (essentially a radio receiver or communicate radio); or an MPEG4 video receiver (communicate TV); or other such specialized communication device. The subscriber terminal devices can either be mobile wireless communication devices in the traditional mobile subscriber paradigm, or the fixed wireless communication devices in the more recent wireless product offerings.

The communicate system for cellular communication networks operates with existing cellular communication networks, as described above, to provide other than strictly point to point communication services, which are collectively termed "communicate services" herein, to subscribers. The Communicate can be unidirectional (broadcast) or bidirectional (interactive) in nature and the extent of the Communicate can be network-wide or narrowcast, where one or more cells and/or cell sectors are grouped to cover a predetermined geographic area or demographic population or subscriber interest group to transmit information to subscribers who populate the target audience for the narrowcast transmissions. For instance, the coverage region can be implemented in the radio frequency domain by using frequency assignments, code assignments or dynamically shaped antenna patterns. Pattern shaping is done now to manage capacity constraint issues (e.g. a cell size would be shaped/shrunk at busy hour with adjacent cells helping to carry a particular region's traffic). The communicate system for cellular communication networks can use pattern shaping to create a narrowcast region for instance.

The communicate system for cellular communication networks creates broadcast and/or narrowcast regions in a "virtual" manner. With this concept, the RF

configuration is separable, in that it can be static in its architecture or it could be configured as described above in a dynamic manner. The "virtual" architecture is achieved in the content domain - a very powerful and flexible concept. By selectively enabling and disabling specific content on a cell-by-cell basis, a shaped broadcast or narrowcast can be realized from the end-subscriber's perspective even though the RF configuration may have remained static or unchanged. This is a powerful narrowcast tool since it is relatively simple to dynamically change the specific content being transmitted at a given cell. The combinatorial effect is spatial and temporal in its extent even though the RF architecture may have been unchanged. The methods available to achieve this effect are similar to the zip code advertising systems used in cable TV transmissions wherein regional servers select, parse and reassemble content for a particular geographic region. The content management can also be done on a centralized basis.

The basic functionality of the communicate system for cellular communication networks 100 comprises an information distribution management functionality that concurrently propagates information to a plurality of wireless subscriber devices, using push, pull and combinations of push/pull data propagation modes. The need for information dissemination is identified: in response to external events, in response to predetermined temporal/spatial stimuli; as a function of subscriber inquiries/requests; and the like. The communicate system for cellular communication networks 100, in response to an identified information dissemination event, identifies a plurality of cells in the cellular communication network as well as available communication channels in each of these cells to carry the information that is to be transmitted to a plurality of wireless subscriber devices extant in the locales served by the selected cells. The communication channels can be dedicated to communicate services or can be selected from the pool of available communication channels. The subscribers access the Communicates by selecting the communication channel on their wireless subscriber device that carries the Communicate. The subscriber can be alerted to the presence of the Communicate in many ways or can activate their wireless subscriber device to retrieve the Communicate absent any alert being transmitted to the wireless subscriber device. The Communicate retrieved by the subscriber is not subscriber-unique, in that the Communicate is transmitted to many subscribers, with a plurality of subscribers concurrently accessing the Communicate being a typical mode of operation. In addition, the bandwidth required for communicate services can be variable, with unused channels of the existing cellular communication network being allocated on an as needed basis

to communicate services. Furthermore, the routine point to point cellular communication traffic can be load balanced with the communicate services, with routine cellular traffic being preferentially served by cells that have unused capacity to thereby free up channels in other cells for communicate services.

5 In addition, the communicate system for cellular communication networks 100 identifies the appropriate source of information available from a program source which is to be used to constitute the communicate service. The information can be a predetermined continuous feed, or can be comprised of a plurality of segments which can be interspersed with advertisements, other information segments and the like.

10 **Communicate Services in Cellular Communication Networks**

 As can be seen from the above description, the wireless subscriber device 101 listens for the strongest pilot signal in one of the available communication channels and uses this pilot signal to derive a time/frequency reference. The wireless subscriber device 101 then demodulates the synch signal for this communication channel to
15 precisely align the clock of the wireless subscriber device 101 with that contained in the Base Station Subsystem 131. For a broadcast mode of operation, the wireless subscriber device 101 must be given information that identifies which PN codes are broadcast/narrowcast signals for this communication channel. This can be accomplished by transmitting directory information to the wireless subscriber device 101
20 in the pilot or synch signals or by using a predefined PN code for selected broadcast signals.

 Since the cellular communication network continuously transmits the Communicate signals from various cell sites, there is no statistical reduction of self interference. Therefore, proper selection of frequencies for transmission and PN codes
25 are necessary to reduce interference. Each PN code space can contain either a single transmission or can be used in a multiplex mode where multiple signals are transmitted.

 In the latter mode, time slotted baseband data is streamed on a single CDMA waveform by the creation of multiple subchannels in each frame of the transmission.

 In this manner, lower data rate signals can share a single transmission. The Mobile
30 Telephone Switching Office 106, in conjunction with the VLR and HLR, helps to manage the registration process which includes subscriber authorization. The Visitor Location Register 161 and the Home Location Register 162 are essentially sophisticated databases that are hooked to the Mobile Telephone Switching Office 106.

 The VLR and HLR are sometimes the same device with logical functional partitions
35 although VLRs can stand alone and be distributed in their deployment while HLRs are

typically more centralized. The Communique Location Register (CLR) 163, is the apparatus in the communique system for cellular communication networks 100 where all of the systems information for subscribers' authorization and service plans reside, as well as (optionally) the subscriber profiles for the subscribers where these profiles include information concerning the subscriber's Communique service preferences above the information contained in the subscriber's service plans. This has substantial merit in terms of practical implementation since it can be a wholly separate device that connects to the Mobile Telephone Switching Office 106 or as an integral part of the communique system for cellular communication networks 100. The Communique Location Register 163 is attached to the Mobile Telephone Switching Office 106 in a manner similar to the HLR/VLR.

In order to describe the various services that are available from the communique system for cellular communication networks 100, the terms used to describe the processes operational in the recognition of a subscriber and provision of service to a subscriber must be defined. "Acquisition" is the process where the wireless subscriber device scans for pilots, locks onto synch channels and has all system based knowledge necessary to know where and how to receive Communiques. "Registration" is the process that entails the interchange of information between the wireless subscriber device and the cellular communication network wherein the cellular communication network becomes aware of and knows which subscribers are receiving Communiques and where they are receiving them. "Authorization" is the process where the communique system for cellular communication networks 100 grants end-subscriber access to broadcast or narrowcast content to one or many subscribers in a general or specific location. Thus, a "free" communique service has the ACQUISITION process but does not have REGISTRATION or AUTHORIZATION processes. "Subscription" communique services have all three processes. "Pre-pay" communique services have a modified ACQUISITION process but do not include REGISTRATION or AUTHORIZATION processes. Therefore, the term "autonomous" can be used to describe the "free" broadcast architecture, since the cellular communication network does not know who is listening or where they are listening. This is the equivalent of today's broadcast radio and TV with the exception that the content can be specialized into "free" narrowcasts that have a limited spatial extent which can be dynamically managed. The wireless subscriber device used for such a communique service can be a one-way receive only (ultra-low cost) wireless subscriber device. For a communique service that includes free broadcasts and subscription services, the wireless subscriber

device is not content interactive, meaning communicate services such as request-reply are not available. The wireless subscriber device is two-way in terms of its communication capability with the network for registration and authorization purposes.

A Pre-pay Subscription communicate service is conceptually similar to the digital TV recorders that have a one-time-only pre-pay subscription fee. This concept uses a modified forward paging channel to provide initialization information for traffic channels and then uses in-band signaling on the forward traffic channel to convey systems information.

Unidirectional Transmission Without Subscriber Registration

There are numerous possible architectures that can be used to transmit information to the wireless subscriber devices with the architecture selected having an impact on the types of transmissions.

Figure 4 illustrates in block diagram form a typical assignment of cells in a cellular communication network for a unidirectional transmission without subscriber registration mode of operation of the present communicate system for cellular communication networks 100, where a plurality of cells are transmitting communicate signals, with each cell using the same frequency and optionally the same Walsh (PN) code for a selected Communicate. There is a $K=3$ cell repeat pattern, although alternatively, the cells can be subdivided into three sectors for the same effect. In this manner, the wireless subscriber device 101 does not have to search for the desired Communicate, since the location is uniform throughout the cellular communication network. The wireless subscriber device 101 is always in soft handoff mode and in the example of Figure 4, the PN code varies by cell according to the $K=3$ repeat pattern, so the wireless subscriber device 101 maintains a soft handoff mode with the three PN codes, regardless of the location of the wireless subscriber device 101 in the cellular communication network. Existing wireless subscriber devices are equipped with three receivers in the rake receiver system which enables operation in this mode.

Alternatively, adjacent cells (or cell sectors) can transmit the Communicate signals on different frequencies, but this requires additional complexity in the wireless subscriber device, since the handoff must occur with both frequency and PN code making it a hard handoff. In addition, the lack of uniformity in the transmission frequency requires the wireless subscriber device to receive information from the base station to identify the location of the desired Communicate in order to enable the wireless subscriber device to lock on to the appropriate combination of frequency and PN code for each cell. One way of avoiding the complexity is illustrated in Figure 6

where there is a grouping of $K=3$ for the cells and the Walsh code assignment is static, using a specific Walsh code for each of the $K=3$ cells, such as Traffic channel 8 (Walsh code $W=8$) for the cell $K=1$ and Traffic channel Ch9 (Walsh code $W=9$) for the cell $K=2$ and Traffic channel Ch10 (Walsh code $W=10$) for cell $K=3$. Therefore, the subscriber
5 does not need additional information from the cellular communication network to receive the broadcast information, since the wireless subscriber device 101 has 3 RAKE receivers, which can each be locked on to one of the three Walsh codes $W=8$ - $W=10$ used in the $K=3$ repeat scenario. The wireless subscriber device 101 can always be in a soft handoff mode to ensure that continual reception of the transmission takes
10 place as the wireless subscriber device 101 receives signals from the three predetermined Traffic channels.

Non-Interactive Bidirectional Transmission With Subscriber Registration

Figure 7 illustrates in block diagram form a typical assignment of cells in a cellular communication network for a non-interactive bidirectional transmission with
15 subscriber registration mode of operation of the present communique system for cellular communication networks 100, where a plurality of cells are transmitting Communique signals, with each cell using any frequency and any Walsh (PN) code for a selected Communique. This mode of operation enables the cellular communication system to select any repeat pattern of cells, any assignment of Walsh codes for a transmission
20 to thereby enable communique services. The wireless subscriber device 101 communicates with the Base Station Subsystem 131 for channel assignment spoofed registration purposes to receive free communique services, but does not enter an interactive mode once registration is accomplished. Thus, the wireless subscriber device 101 does not require a unique MIN for this free communique services mode of
25 operation, since billing or authorization are not required.

However, for subscription services, as shown in Figure 7, at step 701, the wireless subscriber device 101 scans for pilot signals from the Base Station Subsystems that serve the coverage area in which the wireless subscriber device 101 is operational. If the wireless subscriber device 101 detects a Pilot Channel signal from
30 another Base Station Subsystem 141, that is sufficiently stronger than that of the present Base Station Subsystem 131, the wireless subscriber device 101 determines that an idle handoff should occur. Pilot Channels are identified by their offsets relative to the zero offset pilot PN sequence and typically are the Walsh Code 0 for each channel. Pilot offsets are grouped by the wireless subscriber device 101 at step 702
35 into sets describing their status with regard to pilot searching. The wireless subscriber

device 101 at step 703 selects the 3 strongest pilot signals for use in establishing/maintaining the cellular communication connection. In this process, the RAKE receiver in the wireless subscriber device 101 at step 710 continuously looks for the strongest pilot signals to ensure the continuation of the cellular communication connection. The wireless subscriber device 101 at step 704 decodes the pilot signals and locks on to the synch channel of the 3 selected forward CDMA channels having the strongest pilot signals.

At step 705, the wireless subscriber device 101 registers with the Base Station Subsystem 131 using their unique EIN and SSD, but a common MIN that is used for communicate purposes to spoof the base station subsystem 131 into recognizing the wireless subscriber device 101 without requiring a unique identity for the wireless subscriber device 101. In addition, the fraud prevention system (software) in the Mobile Telephone Switching Office 106 is disabled for Communiques since the fraud system rejects multiple simultaneous MINs at different geographic locations. This feature is designed to prevent cloning fraud (more of an artifact for analog versus digital) although multi-MIN fraud detection is used in digital systems as well. The Base Station Subsystem 131 verifies the authorization of this wireless subscriber device 101 to receive the requested service, identifies the inbound call to the wireless subscriber device 101 (shared by potentially many wireless subscriber devices) at step 706 via the Paging channel used by the wireless subscriber device 101 to request this service and, in response to control signals received by the wireless subscriber device 101 from the Base Station Subsystem 131, the wireless subscriber device 101 at step 707 changes to the identified traffic channel that carries the selected Communique. The wireless subscriber device 101 at step 709 remains in a soft handoff mode to ensure uninterrupted reception of the Communique and also at step 708 outputs the received multi-media data to the subscriber.

In this scenario, the issue of "push/pull" transmissions was not mentioned. The subscriber at wireless subscriber device 101 can receive "push" data transmissions from a source which are directed to all subscribers of this service by the base station flood paging the MIN associated with this Communique. Thus, the wireless subscriber device 101 would potentially have multiple MINs, with one for point to point traditional cellular communications and one for each of the communique services to which the subscriber enrolls. Thus, when the wireless subscriber device 101 is active in the service area, the flood page of one of the subscriber's MINs on the paging channel alerts the subscriber of the presence of a Communique transmission. The subscriber

can activate wireless subscriber device 101 to receive this transmission or can reject the transmission by operating appropriate buttons on the wireless subscriber device 101. The reverse path on this communicate channel is disabled, since there are many subscribers simultaneously registering for the Communicue. The Mobile

5 Telephone Switching Office 106, Base Station Controller (BSC) 132, 142, 152 and Base Station Transceiver (BST) 133, 143, 144, 153 need appropriate software and control revisions to not alarm or error when no reverse path transmission on the traffic channel is received from the communicate device (mobile or fixed). For the provision of subscription or toll services via the non-interactive bidirectional transmission with
10 subscriber registration mode of operation of the present communicate system for cellular communication networks 100, a plurality of cells transmit Communicue signals, with each cell using any frequency and any Walsh (PN) code for a selected Communicue. This mode of operation enables the cellular communication system to select any repeat pattern of cells, any assignment of Walsh codes for a transmission to thereby enable
15 not only free communicate services but also subscription services. The wireless subscriber device 101 communicates with the base station 102 for registration purposes, but does not enter an interactive mode once registration is accomplished. Thus, the wireless subscriber device 101 does not require a unique MIN for this mode of operation, since the subscription billing and authorization can be implemented using
20 the ESN and/or SSD of the wireless subscriber device 101.

The difference with this process compared to that of Figure 7 is that the registration process of step 705 consists of the wireless subscriber device 101 transmitting the spoofing MIN as well as the SSD and/or ESN to the Base Station Subsystem 131 in a brief data exchange on the reverse CDMA paging channel to log
25 the subscriber in to the selected subscription or toll services. The forward page to the wireless subscriber device 101 can include the Traffic channel identification of the subscribed services and the wireless subscriber device 101 responds on the reverse CDMA channel with the subscriber registration information. Much of the communications to effect soft handoff and registration can be carried in-band on the
30 reverse CDMA channel.

Content Delivery

The content of the Communiques can vary widely and include but are not limited to: free information, subscription based information, toll based information, and the like, as noted above. The content can be locally generated or remotely generated, with the
35 propagation of the information to the various cell sites being implemented in a number

of ways. Figures 1 A & 1B illustrate in block diagram form the overall architecture of a typical content delivery network for the present communique system for cellular communication networks 100. In particular, there is a Program Manager 113 that functions to receive the program source information from multiple sources and migrate
5 information to selected cell sites for transmission to the subscribers served by these cell sites. The Spatial-Temporal Content Manager 114 defines the geographic area or demographic population or subscriber interest group that are the metrics used to transmit information to subscribers who populate the target audience for narrowcast transmissions. The Spatial-Temporal Content Manager 114 also can include the
10 selection of frequencies and PN codes that are used by each cell site to transmit the Communiques to subscribers. The basic content delivery network is independent of the existing radio frequency cellular communication network, but is cooperatively operative with the cellular communication network. Thus, it is expected that part of the functionality described herein for the content delivery network can be part of or
15 integrated with the cellular communication network, as a matter of expediency. The degree to which the content delivery network is incorporated into the cellular communication network or even into the communique system for cellular communication networks 100 varies and does not diminish the applicability of the concepts embodied in the communique system for cellular communication networks
20 100.

As shown in block diagram form in Figures 1A & 1B, the sources of data for the communique system for cellular communication networks 100 can be varied, and a few typical content sources are shown here to illustrate the concepts of the communique system for cellular communication networks 100. In particular, the communique system
25 for cellular communication networks 100 is connected to a plurality of content sources. The sources can be a remotely located program source for providing for example network news, such as a national network station 122 which is connected via a satellite uplink 123 and satellite 124 to a satellite downlink 126 and forwarded to satellite interface 117 that is part of the communique system for cellular communication
30 networks 100 or can use the Public Switched Telephone Network and trunk interface 116B. Alternatively, the program source can be a local program source 120 for local news and information, that is connected via a data communication medium, such as the Internet 107, to an Internet server interface 115 of the communique system for cellular communication networks 100. In addition, a program source, such as local program
35 source 121 is connected via the Public Switched Telephone Network 108 to a trunk

interface 116A of the communicate system for cellular communication networks 100.

In addition, a local terminal device 127 can be connected via interface 110 to the communicate system for cellular communication networks 100 for inputting information.

The various program sources provide information of various types, including but not limited to: news, advertisements, traffic, weather, travel information, and the like.

The communicate system for cellular communication networks 100 also includes a local mass storage memory 119 for storing control instructions for use by processor 118 as well as program material received from the various program sources identified above. The communicate system for cellular communication networks 100 is controlled by a processor complex which includes Spatial-Temporal Content Manager 114 to manage the definition of the cells to which a particular Communicate is transmitted. Furthermore, communicate system for cellular communication networks 100 includes Program Manager 113 to integrate information received from the various program sources into Communicates that are transmitted over selected Traffic channels of the forward CDMA channel within one or more cells as identified by the Spatial-Temporal Content Manager 114. The Communicates generated by the Program Manager 113 are transmitted to the various Base Station Subsystems 131-151 identified by the Spatial-Temporal Content Manager 114 either directly or via the associated Mobile Telephone Switching Office 106. The Program Manager 113 functions to assemble program streams as described below and transmits the program streams containing the Communicates via a selected communication medium, such as the Public Switched Telephone Network 108, using network interface 116A, or some other communication medium, such as an IP network.

Content Domain Narrowcast

An alternative to the use of centralized, predetermined Communicates that are formatted at the communicate system for cellular communication networks 100 and transmitted via the Base Station Subsystems 132, 142, 152 to the wireless subscriber devices, the delivery of information can be effected by using the content domain as a distribution format. The content domain enables the communicate system for cellular communication networks 100 to achieve a dynamic, changeable broadcast/narrowcast without modifying or reconfiguring the RF network domain. In particular, a broadband program stream containing all information for all cells can be created by the Spatial-Temporal Content Manager 114. This information, such as that described below with respect to Figure 8, is delivered to the Mobile Telephone Switching Office 106 for distribution to all relevant Base Station Subsystems 132, 142, 152. The Base Station

Subsystems 132, 142, 152 can either parse the information contained in the frame into a plurality of Communiques for transmission in their cells, such as the plurality of cells included in coverage areas A-C shown on Figure 12. Alternatively, the information can be passed directly to the wireless subscriber devices for parsing therein. However, it is expected that the bandwidth limitations in the communication link from the Base Station Subsystems 132, 142, 152 to the wireless subscriber devices render the former parsing scheme preferable to parsing at the wireless subscriber device. Yet another alternative is the hierarchical parsing of the information, where the Base Station Subsystems 132, 142, 152 parse the received information frame into a plurality of subframes of similar format and reduced content for transmission to the wireless subscriber devices for further parsing of the subframes into the individual Communiques. The process utilizes the available bandwidth to provide the wireless subscriber devices with the information necessary to produce a number of Communiques, thereby eliminating the need for the Base Station Subsystems 132, 142, 152 to communicate with the wireless subscriber devices to switch channels to access other Communiques. This distributed switching and hierarchical information delivery architecture thereby reduces the Paging channel traffic for the Base Station Subsystems 132, 142, 152.

The Spatial-Temporal Content Manager 114 controls the actual information that is transmitted from each cell site by sending program stream parsing control signals to routers contained in the Base Station Controllers 132, 142, 152 at each cell site which then, on a distributed basis, re-assemble the broadband program stream containing all information for all cells into a data stream that is only relevant for that particular cell.

By grouping cells as shown on Figure 12 into "content similar blocks" or more specifically coverage areas A-C, the Spatial-Temporal Content Manager 114 has commanded the routers at the cell sites to parse the broadband program stream identically for the grouped cells (as predefined by the systems programming or a content programming operator), the effect of a narrowcast can be achieved without modifying the RF network architecture. From the subscriber's perspective, the subscriber is only receiving narrowcast information when in the grouped cells' transmission range. And, as the subscriber moves from one region to another, the broadcast/narrowcast Communique received may be different depending on the spatial programming of the Spatial-Temporal Content Manager 114. Also, over time, a given narrowcast region may change in its physical shape or disappear altogether. The operation of this Spatial-Temporal Content Manager 114 is illustrated in flow diagram

form in Figure 11 where at step 1101 each cell in the cellular communication network the is served by the communicate system for cellular communication networks 100 is assigned a unique address, using a selected protocol, such as TCP/IP. At step 1102, the cells are grouped into collections comprising coverage areas. The program in the form of Communiques are selected at step 1103 and assigned to destinations, using the cell addresses assigned at step 1101. At step 1104, the Communique schedule is defined in terms of time of transmission, duration of transmission, duration of narrowcast region, temporal and/or spatial characteristics of narrowcast region, and the like. Finally, at step 1105, the identified Communiques are transmitted to the selected cells using the assigned cell addresses. The transmission can occur on a real time basis where the Communiques are provided to the cells at the time they are to be broadcast, or the Communiques can be distributed in advance of transmission and stored for future transmission. The process of Figure 11 then returns to either step 1101 where address information is updated as needed or step 1102 where the cell groupings are modified and the process cycles through the above-noted steps as required.

One disadvantage of this particular distributed re-assembly approach is with a CDMA architecture designed to operate in soft or softer handoff (this limitation is not present in an analog or TDMA architecture since they do not operate in soft handoff). Since the data streams must be identical for the wireless subscriber device to operate in soft handoff, as a subscriber transitions from the boundary of one narrowcast region to another, the number of cell sites available to be in soft handoff is varying and could be zero. One method for solving this limited shortcoming is to broadcast the broadband content stream from all sites all the time and put the router function within the wireless subscriber device itself. Commands on how to re-assemble the content is based on an subscriber's physical location and the signaling is done on an in-band basis (i.e. the data parsing commands are contained within the traffic channel in a TDM fashion). This reduces the effective available bandwidth for a narrowcast since much of the broadband content is not for a given subscriber and is "thrown" away by a given subscriber. It also places higher computing power at the wireless subscriber device in order to parse the data. Again, if soft handoff isn't required for reliable CDMA operation, the aforementioned limitation isn't a concern and parsing can be done at the cell site. And, in either parsing scheme, distributed at the cell site or distributed at the wireless subscriber device, if the content is overlaid on an analog or TDMA network, the soft handoff limitation is not an issue.

Management of Spatial-Temporal Control of Distributed Content

Conceptually, the programming of the broadcast/narrowcast regions for management by the Program Manager 113 is done initially by content operators (people) who pre-program the system for content distribution. As a general principle,

5 the content can be classified into groups such as:

Diurnal Narrowcasts (e.g. AM/PM traffic reports along highways)

Special Narrowcasts (e.g. football game, art-in-the-park)

Campuses (e.g. schools, work complexes)

General (e.g. news weather sports)

10 Other

Much of the programming is repetitive and only needs to be done once i.e. a diurnal narrowcast. One-time only events can be programmed in advance, and say for a football game, can retain all of the programming features such as its spatial coverage extent, and only need to be recalled and given a new narrowcast execution time window. From a subscriber interface perspective, imagine a GUI that displays all of the cells available for a broadcast/narrowcast wherein an operator can select given cells to form a narrowcast region. This region is then saved as a narrowcast group. Next, the operator goes to another GUI screen that contains all available broadcast information and selects which content files are appropriate for the narrowcast group just previously designed. Last, the operator defines the time window for the narrowcast. By repeating this process and building a database of spatial, temporal and content information, all requisite knowledge is programmed into the system for a 24 hour 7 day operation in the Spatial-Temporal Content Manager.

The database, at a minimum, has the following fields:

25 Start Time

Stop Time

Narrowcast Cell Grouping

Broadcast Cell Grouping

Narrowcast Content Stream

30 Broadcast Content Stream

Other

Communique Content Selection via Subscriber Profiles

Figure 15 illustrates in flow diagram form one mode of using subscriber information as active feedback in the operation of the present communique system for cellular communication networks. The communique system for cellular communication

35

networks 100 can dynamically and automatically manage both the content of the narrowcasts and the scope of coverage of the narrowcasts by use of subscriber information.

This is accomplished where the communicate system for cellular communication networks 100 at step 1501 automatically accesses the subscriber's authorization and service plans, as well as (optionally) the subscriber profiles for the subscribers, which for simplicity are termed "subscriber information" herein, for each subscriber in a given cell, which subscriber profile describes the subscriber's interest level, and/or subscription to various types of programs. This subscriber information, as noted above, can be stored, for example, as part of the subscriber-specific record in the Communicate Location Register 163.

The Spatial-Temporal Content Manager 114 of the communicate system for cellular communication networks 100 retrieves from its memory and/or retrieves from another source, such as the program source, one or more pieces of information about each program at step 1502. These pieces of information are termed "attributes" which can be data in any form and format, which can also be decomposed into a numeric measure, which numeric measure is associated with a content parameter. This means that any set of attributes can be replaced by a set of numeric measures, and hence any profile can be represented as a vector of numbers denoting the values of these numeric measures for each content parameter. In this manner, the program is numerically quantified based upon a number of predetermined parameters or program characteristics. Relevance feedback can also be used herein as part of the subscriber information, since it determines the subscriber's interest in certain programs: namely, the programs that the subscriber has actually had the opportunity to evaluate (whether actively or passively). For programs of a type that the subscriber has not yet seen, a content filtering system must estimate the likelihood of a subscriber's interest in the program. This estimation task is the heart of the filtering problem, and the reason that the similarity measurement is important.

The evaluation of the likelihood of interest in a particular program for a specific subscriber can automatically be computed by the Spatial-Temporal Content Manager 114 on a dynamic basis. The communicate system for cellular communication networks 100 uses the Spatial-Temporal Content Manager 114 to evaluate a given set of available programs against the subscriber information for the subscribers who are active within each cell site coverage area to identify whether any of the presently available programs are of interest to these subscribers so that the subscribers can be

advised of relevant programs, which are automatically selected by the communique system for cellular communication networks for transmission to selected cells. Each subscriber is advised of the availability of the program transmitted in their cell that closely matches the subscriber's interests as described by the subscriber's information in the Communique Location Register 163. Subscriber's information are automatically updated on a continuing basis to reflect each subscriber's changing interests.

The use of this information to dynamically alter the content of Communiques and the communique coverage area can be effected in several modes. The typical mode is where programs are available from the program sources and the communique system for cellular communication networks 100 must determine the appropriate community of subscribers, if any, for each or at least a plurality of these programs. This is a "push" mode of program delivery, where the programs are migrated to the determined communities of subscribers. An alternative mode of delivery of programs is the "pull" mode, where the subscribers request access to programs and the communique system for cellular communication networks 100 creates communique coverage areas to deliver the requested programs to the subscribers. The former case is used as an example herein, since it is the typical mode of program delivery. The subscriber information and program attributes are compared by the Spatial-Temporal Content Manager 114 at step 1503 for each cell in order to identify appropriate programs for the Communiques that are transmitted in each cell coverage area. Thus, subscriber clustering can be used on the basis of subscribers active in each cell, which clustering data is correlated with the program available for narrowcast in the cell. This results at step 1504 in the identification of groups of subscribers in each cell who have an interest in a program available for transmission in that cell. This interested group of subscribers can also be factored at step 1505 by thresholding data, such as: number of said identified subscribers entering into and moving out of a cell of the cellular communication network, number of subscribers active in a cell of the cellular communication network, services requested by identified subscribers active in a cell of the cellular communication network, density of subscribers active in the cellular communication network. These factors can be used to modify the program selection based on subscriber population and activity so that bandwidth is not expended to serve a minimal number of subscribers in any particular cell. The result of these computations is that the Spatial-Temporal Content Manager 114 at step 1506 defines data indicative of at least one community of subscribers, with each of the communities of subscribers comprising a plurality of subscribers who are active in at least one cell of the cellular

communication network and who have an interest in an identified program. This community data therefore is used at step 1507 to activate the program distribution as described herein to create a narrowcast coverage area which transmits a selected program via at least one cell to an identified population of subscribers who are active in the identified cells.

Format of the Forward CDMA Channel for Communique Architectures

Figure 5 illustrates in block diagram form a typical configuration of the Base Station Subsystem 131 to wireless subscriber device 101 forward CDMA channel used for Communique transmissions in cellular communication networks. As noted above, the typical Base Station Subsystem 131 to wireless subscriber device 101 forward CDMA channel comprises a predefined bandwidth centered about a selected carrier frequency. The bandwidth of the selected channel as well as the selected carrier frequency is a function of the technical implementation of the base station of the cellular network and is not discussed further herein. The communication space for Communique transmissions is typically divided into a plurality of segments: Pilot 501, Synchronization (Synch) 502, Traffic 503. The Traffic 503 segment is further divided into a plurality of channels Ch1-Ch62. Each traffic channel represents a communication space for a selected wireless subscriber device 101. The plurality of traffic channels CH1-CH62 as shown in Figure 5 are assigned the remaining Walsh codes. Each Traffic channel consists of data traffic as well as in band signaling transmitted from the Base Station Subsystem 131 to the wireless subscriber device 101, as noted above.

Typical Content Transmission Format

Figure 8 illustrates in block diagram form a typical signaling protocol for use in the present communique system for cellular communication networks 100. A frame 800 can be used to transmit both content as well as control information and a broadcast guide. The frame 800 is shown in one typical form, although the particulars of the frame 800 can vary as a function of the use of this element. In particular as noted above, a broadband program stream containing all information for all cells can be created by the Spatial-Temporal Content Manager 114. This information is delivered to the Mobile Telephone Switching Office 106 via a communication medium, such as the Public Switched Telephone Network 108, for distribution to all relevant Base Station Subsystems 132, 142, 152. The Base Station Subsystems 132, 142, 152 can either parse the information contained in the frame into a plurality of Communiques for transmission in their cells, such as the plurality of cells included in coverage areas A-C shown on Figure 12. Alternatively, the information can be passed directly to the

wireless subscriber devices for parsing therein. Yet another alternative is the hierarchical parsing of the information, where the Base Station Subsystems 132, 142, 152 parse the received information frame into a plurality of subframes of similar format and reduced content for transmission to the wireless subscriber devices for further parsing of the subframes into the individual Communiques.

The frame 800 has a plurality of constituent parts, including a Header 801, Administration 802, Data 803 and Trailer 804. The Header 801 and Trailer 804 are used to identify the beginning and end of the Frame 800 and can include error check bits to ensure proper transmission of the data. The Administration 802 is used to convey various control information to the Base Station Subsystem and to the wireless subscriber device. The Administration 802 can include a Radio Frequency Configuration segment 811 which defines the Traffic channel on which the frame is to be broadcast. The remaining segments of the Administration 802 consist of a "Program Guide" 812 which includes a schedule segment 821 to define the time at which the frame is to be transmitted and the information parsing data, content definition segment 822 the defines the content of the data section 803 of the frame 800 (and optionally the information parsing data), Authorization segment 823 which defines the type of service associated with the content of the data section 803 of the frame 800. Advertisements 824 can also be included in the Program Guide 812, along with optional special services 825, such as traffic reports 841, public service announcements 842 and the like 843. Other segments 826 can optionally be included. In the content segment 822, the content definitions describe the information that is available, and a plurality of such elements are shown to illustrate this concept, including but not limited to: music 831, 832, sports 833 and other programs 834.

It is evident that this example of a format is simply an illustration and it is expected that numerous variations can be implemented that fall within the scope of the concept taught herein. In particular, in the case of hierarchical parsing, the frame that is transmitted to the wireless subscriber device would be a reduced content version of frame 800, since the content would be reduced to match the bandwidth capabilities of the communication link from the Base Station Subsystems 132, 142, 152 to the wireless subscriber devices.

Examples of Narrowcast Dynamic Coverage Areas

Figures 9-10 illustrate typical dynamic coverage areas for various types of Communique transmissions. As an example of the capabilities of the communique system for cellular communication networks 100, Figures 9 and 10 illustrate a typical

operating environment for this system under dynamically changing conditions. For example, there can be an entertainment complex or sports stadium 912 located proximate two major arterial roads, such as North-South oriented highway 910 and East-West oriented highway 911. There are typically a plurality of cells that provide cellular communication services in the area encompassed by the elements shown in Figure 9. For example, cells 901-904 provide cellular communication services for subscribers who are traveling on North-South oriented highway 910 while cells 905-908 provide cellular communication services for subscribers who are traveling on East-West oriented highway 911. A cell 909 provides cellular communication services for subscribers who are located at or around entertainment complex 912 and when the entertainment complex 912 is not in use, the cellular communication traffic in cell 909 is minimal. The other cells also are subject to varying traffic and, for example, during a morning rush hour traffic the cells 901-904 can be collected into a narrowcast coverage area 921 while the cells 905-908 can be collected into a narrowcast coverage area 922. Thus, subscribers traveling on North-South oriented highway 910 can receive traffic status information via narrowcast coverage area 921 and subscribers traveling on East-West oriented highway 911 can receive traffic status information via narrowcast coverage area 922. Later in the day, when people are leaving the entertainment complex 912 and entering both the North-South oriented highway 910 and East-West oriented highway 911, then the communicate system for cellular communication networks 100 can reconfigure the narrowcast coverage areas to encompass cells 903, 907-909 into a narrowcast coverage area 923 to provide traffic status information relating to the outflow of traffic from the entertainment complex 912. As the traffic propagates outward from the entertainment complex 912, the communicate system for cellular communication networks 100 can reconfigure the narrowcast coverage areas to also encompass cells 902, 904, 906. The communicate system for cellular communication networks 100 can dynamically adapt the extent of narrowcast coverage area 923 in response to the dispersion of the traffic and, for example, once the entertainment complex 912 is emptied, cell 909 can be dropped from the extent of narrowcast coverage area 923.

The dynamic adaptation of the narrowcast coverage areas and the selection of information transmitted to subscribers located in these narrowcast coverage areas is accomplished by the communicate system for cellular communication networks 100, operating in cooperation with the Mobile Telephone Switching Office 106. The Program Manager 113 and the Spatial-Temporal Communicate Manager 114 operate to

determine: the presence of subscribers in a particular cell, the presence of external events, the movement of the subscribers from cell to cell, the available programs that are to be transmitted to the subscribers, and then process this information to create the Communiques and the narrowcast coverage areas. This is accomplished in part by the communication between the communicate system for cellular communication networks 100, operating in cooperation with the Mobile Telephone Switching Office 106 in which the above-noted information is exchanged. In addition, the communicate system for cellular communication networks 100 maintains data in memory 119 that defines the call coverage area of the cells so that the external events can be mapped to locales and their associated serving cells.

Program Stream Management

Figure 13 illustrates a typical stream for a plurality of communication channels and Figure 14 illustrates in tabular form a typical definition of a plurality of narrowcasts applicable to the program streams of Figure 13 as applied to the typical dynamic coverage areas of Figures 9 & 10. Communiques are formed by the Program Manager, 113, and the Spatial Temporal Communique Manager 114, and delivered to the cellular system via the Public Switched Telephone Network 108, which is comprised of a grouping of various architectures (circuit, packet switched (e.g. TCP/IP), ATM, frame relay, satellite and so on) to convey the information from the Communique System 100, to the Mobile Telephone Switching Office 106, to Base Station Subsystem 131,141,151 and ultimately to Base Station Transceiver 133,143,144,153 for transmission as a broadcast/narrowcast Communique to the various wireless subscriber devices. The communiques can be labeled in any manner appropriate for composite system operation, and for this example, the communiques are given alpha designators (A, B, C and so on). A given Communique may have spatial relevance and could be delivery targeted by the Spatial Temporal Communique Manager 114, to a specific region as described in Figures 9 & 10.

As shown in Figure 13, the example Communique A comprises programming from sources:

National Source 122, content residing at key media nodes (in a centralized manner);

Regional Source 120, content residing at a plurality of media nodes attached to the Internet (in a centralized/decentralized manner);

Local Source 121, content residing at a plurality of media nodes connected via the Local Exchange Carrier (in a decentralized manner);

Local Source 127, content residing at end-subscriber nodes (in a decentralized manner).

5 The content from Regional Source 120 is diverse in its substance and embodies the plethora of media available on the Internet (data, stock quotes, music, video, email, special interest, sports, news and so on). The content from National Source 122 comprises more general information that is applicable to many communiques such as news, weather and sports. The content from Local Source 127 is information gathered
10 and conveyed by the end-subscriber in an active or passive mode. An example of Active information is identifying that a particular lane on a particular highway is blocked. Passive information may be reporting of outside air temperature.

To generate Communique A as shown in Figure 13, the Program Manager 113, collects and collates all available content from sources 120, 122 and 127 from the
15 universe of All Content Sources and forms/creates/parses 120, 122 and 127 to the desired, predetermined information stream thereby creating Communique A. In this example, it is desired to deliver Communique A to narrowcast region 910. This is the responsibility of the Spatial Temporal Communique Manager 114.

Communique A contains the following content in this example:

20 From Regional Source 120:

- stock quotes (free to the end-subscriber)
- music (channelized) (free/subscription to the end-subscriber)
- composite traffic flow map (subscription to the end-subscriber)
- other

25 From National Source 122:

- news (free to the end subscriber)
- weather (free to the end subscriber)
- sports (free to the end subscriber)
- other

30 From Local Source 127:

- end-subscriber traffic data (free to the network)
- end-subscriber temperature data (free to the network)
- other

Each individual content stream can also contain advertising (typical for a free
35 service). Typical subscription services would not contain advertising.

The Spatial Temporal Content Manager (STCM) 114, receives all Communiques from the Program Manager 113, and assigns the communiques for a given period of time to given cells to form narrowcast regions in the time domain. As described in Figure 14, Communique A, which is the data payload for 803 delivered to narrowcast region 910, is but one of many Communique—Narrowcast—Time pairings that occurs in the Spatial Temporal Communique Manager 114. In addition to Communique A, Figure 14 describes:

Communique B is a diurnal narrowcast covering region 922.

Communique C is a special event narrowcast in region 909 for entertainment complex 912.

In this example, Communiques A & B are repeated daily. Observe that cells 903, 906, 902, 907 are transmitting both Communiques A & B. For these overlapping narrowcast regions, data payload 803 contains both Communiques A & B.

At a time different than given for Figure 9, Figure 10 describes new narrowcast regions formed by the Spatial Temporal Communique Manager 114. These narrowcast regions are served with information contained in communiques M & N which is the payload 803 for narrowcast regions 923 and 909, respectively.

The Spatial Temporal Communique Manager 114, through repetitive programming, ensures that all cells, whether stand-alone or grouped into a narrowcast region, have content available 24 hours per day 7 days per week.

The programming described herein is deterministic meaning the content contained within a Communique, where a Communique is transmitted and how long a communiqué is transmitted is pre-programmed by the network operator. Another embodiment concerns dynamic active feedback from end-subscribers within a given narrowcast region to “inform” the Spatial Temporal Communique Manager 114, whether or not they are within the narrowcast region, as described above. For instance, let’s say that the Spatial Temporal Communique Manager 114, learns that all end-subscribers have left the entertainment complex located in region 909 delivering Communique C because the baseball game ended earlier than scheduled. The Spatial Temporal Communique Manager 114, can be embodied with a form of artificial intelligence to not only change the narrowcast region earlier than scheduled but also change the content, or Communique within the new region. An example would be to expand the Communique region along highway arterials leaving the stadium, change the Communique content and insert advertising for restaurants for hungry ball game spectators.

Summary

The communique system for cellular communication networks operates with existing cellular communication networks to provide communique communication services to subscribers. The Communique can be unidirectional (broadcast) or
5 bidirectional (interactive) in nature and the extent of the Communique can be network-wide or narrowcast, where one or more cells and/or cell sectors are grouped to cover a predetermined geographic area or demographic population or subscriber interest group to transmit information to subscribers who populate the target audience for the narrowcast transmissions.

What is claimed:

1. A communique system for providing communique communication services to subscribers, each of whom are equipped with a wireless subscriber device, via a cellular communication network that includes a plurality of cell sites, each of which provides a plurality of wireless communication channels in a cell that covers a predetermined volume of space around a cell site transmitting antenna, comprising:

means for storing subscriber information for each of a plurality of subscribers;

means for identifying subscribers, whose wireless subscriber device is active in a cell of said cellular communication network, for at least one of said cells;

means for automatically generating data that identifies a plurality of subscribers, who comprise at least one community of subscribers, as a function of said stored subscriber information for said identified subscribers;

means for selecting at least one of said plurality of cells to provide a communique communication service to subscribers who are members of said at least one community of subscribers; and

means for routing information constituting said communique communication service from a selected program source to cell sites associated with said selected at least one of said plurality of cells for transmission via a one of said plurality of wireless communication channels to wireless subscriber devices of ones of said identified subscribers who are present in said selected at least one of said plurality of cells.

2. The communique system of claim 1 wherein said means for storing comprises:

communique location register means for storing at least one of: a subscriber's authorization, a subscriber's service plan, and a subscriber profile.

3. The communique system of claim 1 wherein said means for automatically generating comprises:

means for correlating said identified subscribers with program data indicative of said communique communication service from a selected program source to create data indicative of subscribers interested in said communique communication service in each of said cells.

4. The communicate system of claim 3 wherein said means for selecting comprises:

means for managing spatial temporal content of said communicate communication service as a function of at least one of: number of said identified subscribers entering into and moving out of a cell or narrowcast region of said cellular communication network, number of subscribers active in a cell or narrowcast region of said cellular communication network, services requested by said identified subscribers active in a cell or narrowcast region of said cellular communication network, density of subscribers active in said cellular communication network.

5. The communicate system of claim 1 wherein said means for selecting comprises:

means for dynamically revising selection of at least one of said plurality of cells to provide a communicate communication service to subscribers who are members of said at least one community of subscribers.

6. The communicate system of claim 1 wherein said means for selecting comprises:

means, responsive to occurrence of an event, for identifying a temporal and spatial extent of said communicate communication service; and

means for translating said identified temporal and spatial extent into said set of said cells.

7. The communicate system of claim 1 further comprising:

means for enabling each of said plurality of wireless subscriber devices of ones of said identified subscribers who are present in said selected at least one of said plurality of cells to receive said information via said one of said plurality of wireless communication channels.

8. The communicate system of claim 7 wherein said means for enabling comprises:

means for identifying each of said plurality of wireless subscriber devices via a communicate address assigned to said plurality of wireless subscriber devices to enable the cell sites to recognize each of said plurality of wireless subscriber devices without requiring a unique identity for each of said plurality of wireless subscriber devices.

9. The communicate system of claim 8 wherein said means for identifying comprises:

5 means for assigning a common MIN as said communicate address assigned to said plurality of wireless subscriber devices to enable the cell sites to recognize each of said plurality of wireless subscriber devices without requiring a unique identity for each of said plurality of wireless subscriber devices.

10. The communicate system of claim 7 wherein said means for enabling comprises:

means for registering at least one of said plurality of wireless subscriber devices to uniquely identify said at least one wireless subscriber device; and

means for authorizing said at least one wireless subscriber device to receive a subscriber selected communicate.

15

11. The communicate system of claim 1 wherein said means for routing operates in at least one information distribution mode selected from the class of information distribution modes including: push, pull, and combinations of push/pull information distribution modes.

20

12. The communicate system of claim 1 wherein said means for selecting comprises:

means for creating temporal and spatial extent of narrowcast in the content domain.

25

13. The communicate system of claim 12 wherein said means for creating temporal and spatial extent comprises:

means for defining program segments for a plurality of communicates that are excerpted from a program stream in at least one of said plurality of cell sites.

30

14. The communicate system of claim 13 further comprising:

means for transmitting a program stream to said plurality of wireless subscriber devices served by said selected at least one of said plurality of cell sites; and

35 control signal means for transmitting program stream parsing control signals to said plurality of wireless subscriber devices served by said selected at least one of said

plurality of cell sites to define at least one communique that is excerpted from said program stream.

15. The communique system of claim 14 further comprising:
5 means for transmitting a program stream to a plurality of cell sites; and
means for transmitting program stream parsing control signals to said at least one of said plurality of cell sites to define at least one communique that is excerpted from a program stream in said at least one of said plurality of cell sites.

10 16. The communique system of claim 15 further comprising:
means, located in said plurality of cell sites, for generating a plurality of communiques from said received program stream and said program stream parsing control signals; and
means for transmitting said plurality of communiques to said plurality of wireless
15 subscriber devices served by said selected at least one of said plurality of cell sites.

17. A method of operating a communique system for providing communique communication services to subscribers, each of whom are equipped with a wireless subscriber device, via a cellular communication network that includes a plurality of cell
20 sites, each of which provides a plurality of wireless communication channels in a cell that covers a predetermined volume of space around a cell site transmitting antenna, comprising the steps of:

storing subscriber information for each of a plurality of subscribers;
identifying subscribers, whose wireless subscriber device is active in a cell of
25 said cellular communication network, for at least one of said cells;
automatically generating data that identifies a plurality of subscribers, who comprise at least one community of subscribers, as a function of said stored subscriber information for said identified subscribers;

selecting at least one of said plurality of cells to provide a communique
30 communication service to subscribers who are members of said at least one community of subscribers; and

routing information constituting said communique communication service from a selected program source to cell sites associated with said selected at least one of said plurality of cells for transmission via a one of said plurality of wireless

communication channels to wireless subscriber devices of ones of said identified subscribers who are present in said selected at least one of said plurality of cells.

18. The method of operating a communicate system of claim 17 wherein said
5 step of storing comprises:

communicate location register means for storing at least one of: a subscriber's authorization, a subscriber's service plan, and a subscriber profile.

19. The method of operating a communicate system of claim 17 wherein said
10 means for automatically generating comprises:

means for correlating said identified subscribers with program data indicative of said communicate communication service from a selected program source to create data indicative of subscribers interested in said communicate communication service in each of said cells.

20. The method of operating a communicate system of claim 19 wherein said
15 step of selecting comprises:

managing spatial temporal content of said communicate communication service as a function of at least one of: number of said identified subscribers entering into and
20 moving out of a cell or narrowcast region of said cellular communication network, number of subscribers active in a cell or narrowcast region of said cellular communication network, services requested by said identified subscribers active in a cell or narrowcast region of said cellular communication network, density of subscribers active in said cellular communication network.

21. The method of operating a communicate system of claim 17 wherein said
25 step of selecting comprises:

dynamically revising selection of at least one of said plurality of cells to provide a communicate communication service to subscribers who are members of said at least
30 one community of subscribers.

22. The method of operating a communicate system of claim 17 wherein said
step of selecting comprises:

identifying, in response to occurrence of an event, a temporal and spatial extent
35 of said communicate communication service; and

translating said identified temporal and spatial extent into said set of said cells.

23. The method of operating a communique system of claim 17 further comprising the step of:

5 enabling each of said plurality of wireless subscriber devices of ones of said identified subscribers who are present in said selected at least one of said plurality of cells to receive said information via said one of said plurality of wireless communication channels.

10 24. The method of operating a communique system of claim 23 wherein said step of enabling comprises:

identifying each of said plurality of wireless subscriber devices via a communique address assigned to said plurality of wireless subscriber devices to enable the cell sites to recognize each of said plurality of wireless subscriber devices without
15 requiring a unique identity for each of said plurality of wireless subscriber devices.

25. The method of operating a communique system of claim 24 wherein said step of identifying comprises:

20 assigning a common MIN as said communique address assigned to said plurality of wireless subscriber devices to enable the cell sites to recognize each of said plurality of wireless subscriber devices without requiring a unique identity for each of said plurality of wireless subscriber devices.

26. The method of operating a communique system of claim 23 wherein said
25 step of enabling comprises:

registering at least one of said plurality of wireless subscriber devices to uniquely identify said at least one wireless subscriber device; and

authorizing said at least one wireless subscriber device to receive a subscriber selected communique.

30

27. The method of operating a communique system of claim 17 wherein said step of routing operates in at least one information distribution mode selected from the class of information distribution modes including: push, pull, and combinations of push/pull information distribution modes.

35

28. The method of operating a communicate system of claim 17 wherein said step of selecting comprises:

creating temporal and spatial extent of narrowcast in the content domain.

5 29. The method of operating a communicate system of claim 28 wherein said step of creating temporal and spatial extent comprises:

defining program segments for a plurality of communicates that are excerpted from a program stream in at least one of said plurality of cell sites.

10 30. The method of operating a communicate system of claim 29 further comprising the step of:

transmitting a program stream to said plurality of wireless subscriber devices served by said selected at least one of said plurality of cell sites; and

15 transmitting program stream parsing control signals to said plurality of wireless subscriber devices served by said selected at least one of said plurality of cell sites to define at least one communicate that is excerpted from said program stream.

31. The method of operating a communicate system of claim 30 further comprising the step of:

20 transmitting a program stream to a plurality of cell sites; and

transmitting program stream parsing control signals to said at least one of said plurality of cell sites to define at least one communicate that is excerpted from a program stream in said at least one of said plurality of cell sites.

25 32. The method of operating a communicate system of claim 31 further comprising the step of:

generating, in said plurality of cell sites, a plurality of communicates from said received program stream and said program stream parsing control signals; and

30 transmitting said plurality of communicates to said plurality of wireless subscriber devices served by said selected at least one of said plurality of cell sites.

33. A communicate system for providing communicate communication services to subscribers, who are equipped with wireless subscriber devices, via a cellular communication network that includes a plurality of cell sites, each of which provides a

plurality of wireless communication channels in a cell that covers a predetermined volume of space around a cell site transmitting antenna, comprising:

communicate location register means for storing data comprising at least one of: a subscriber's authorization, a subscriber's service plan, and a subscriber profile for each of a plurality of subscribers;

subscriber population identification means for identifying subscribers, whose wireless subscriber device is active in a cell site of said cellular communication network, for at least one of said cell sites;

community manager means for automatically generating data that identifies a plurality of subscribers, who comprise at least one community of subscribers, as a function of said stored subscriber profiles for said identified subscribers;

temporal spatial communicate manager means for selecting at least one of said plurality of cell sites to provide a communicate communication service to subscribers who are members of said at least one community of subscribers; and

program manager means for routing information constituting said communicate communication service from at least one selected program source to said selected at least one of said plurality of cell sites for transmission via a one of said plurality of wireless communication channels to a plurality of wireless subscriber devices served by said selected at least one of said plurality of cell sites.

34. The communicate system of claim 33 wherein said community manager means comprises:

audience determination means for correlating said identified subscribers with program data indicative of said communicate communication service from a selected program source to create data indicative of subscribers interested in said communicate communication service in each of said cells.

35. The communicate system of claim 34 wherein said temporal spatial communicate manager means comprises:

population determining means for managing spatial temporal content of said communicate communication service as a function of at least one of: number of said identified subscribers entering into and moving out of a cell or narrowcast region of said cellular communication network, number of subscribers active in a cell or narrowcast region of said cellular communication network, services requested by said identified

subscribers active in a cell or narrowcast region of said cellular communication network, density of subscribers active in said cellular communication network.

36. The communicate system of claim 33 wherein said temporal spatial
5 communicate manager means comprises:

audience updating means for dynamically revising selection of at least one of said plurality of cells to provide a communicate communication service to subscribers who are members of said at least one community of subscribers.

10 37. The communicate system of claim 33 wherein said temporal spatial communicate manager means comprises:

communicate extent determining means, responsive to occurrence of an event, for identifying a temporal and spatial extent of said communicate communication service; and

15 coverage determining means for translating said identified temporal and spatial extent into said set of said cells.

38. The communicate system of claim 33 further comprising:

20 subscriber authorization means for enabling each of said plurality of wireless subscriber devices of ones of said identified subscribers who are present in said selected at least one of said plurality of cells to receive said information via said one of said plurality of wireless communication channels.

25 39. The communicate system of claim 33 wherein said temporal spatial communicate manager means comprises:

communicate extent determining means for creating temporal and spatial extent of narrowcast in the content domain.

30 40. The communicate system of claim 39 wherein said communicate extent determining means comprises:

content scheduling means for defining program segments for a plurality of communicates that are excerpted from a program stream in at least one of said plurality of cell sites.

35 41. The communicate system of claim 40 further comprising:

distribution means for transmitting a program stream to said plurality of wireless subscriber devices served by said selected at least one of said plurality of cell sites; and

control signal means for transmitting program stream parsing control signals to said plurality of wireless subscriber devices served by said selected at least one of said plurality of cell sites to define at least one communique that is excerpted from said program stream.

42. The communique system of claim 41 further comprising:

link means for transmitting a program stream to a plurality of cell sites; and

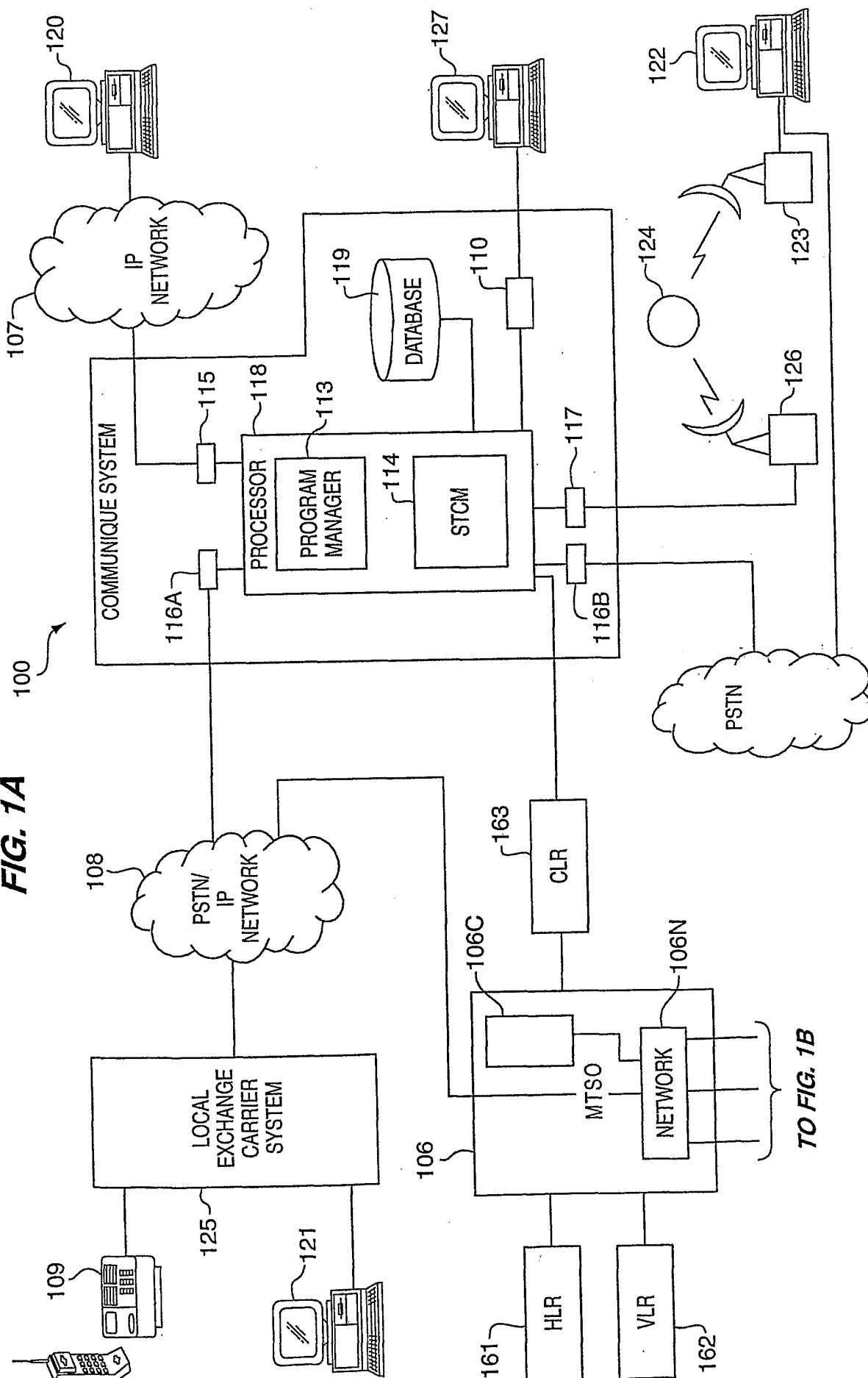
control means for transmitting program stream parsing control signals to said at least one of said plurality of cell sites to define at least one communique that is excerpted from a program stream in said at least one of said plurality of cell sites.

43. The communique system of claim 42 further comprising:

base station means, located in said plurality of cell sites, for generating a plurality of communiques from said received program stream and said program stream parsing control signals; and

transmitter means for transmitting said plurality of communiques to said plurality of wireless subscriber devices served by said selected at least one of said plurality of cell sites.

FIG. 1A



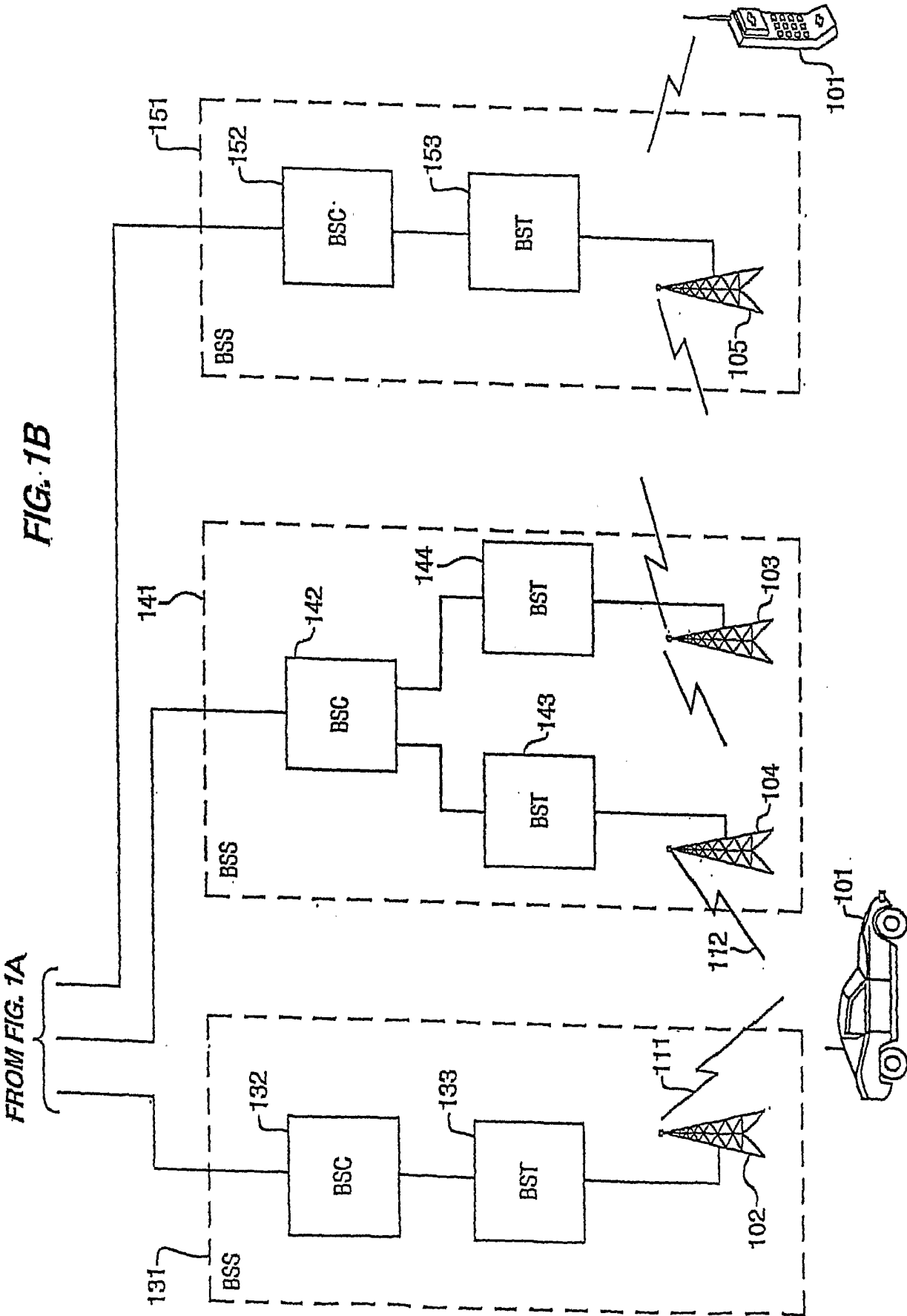
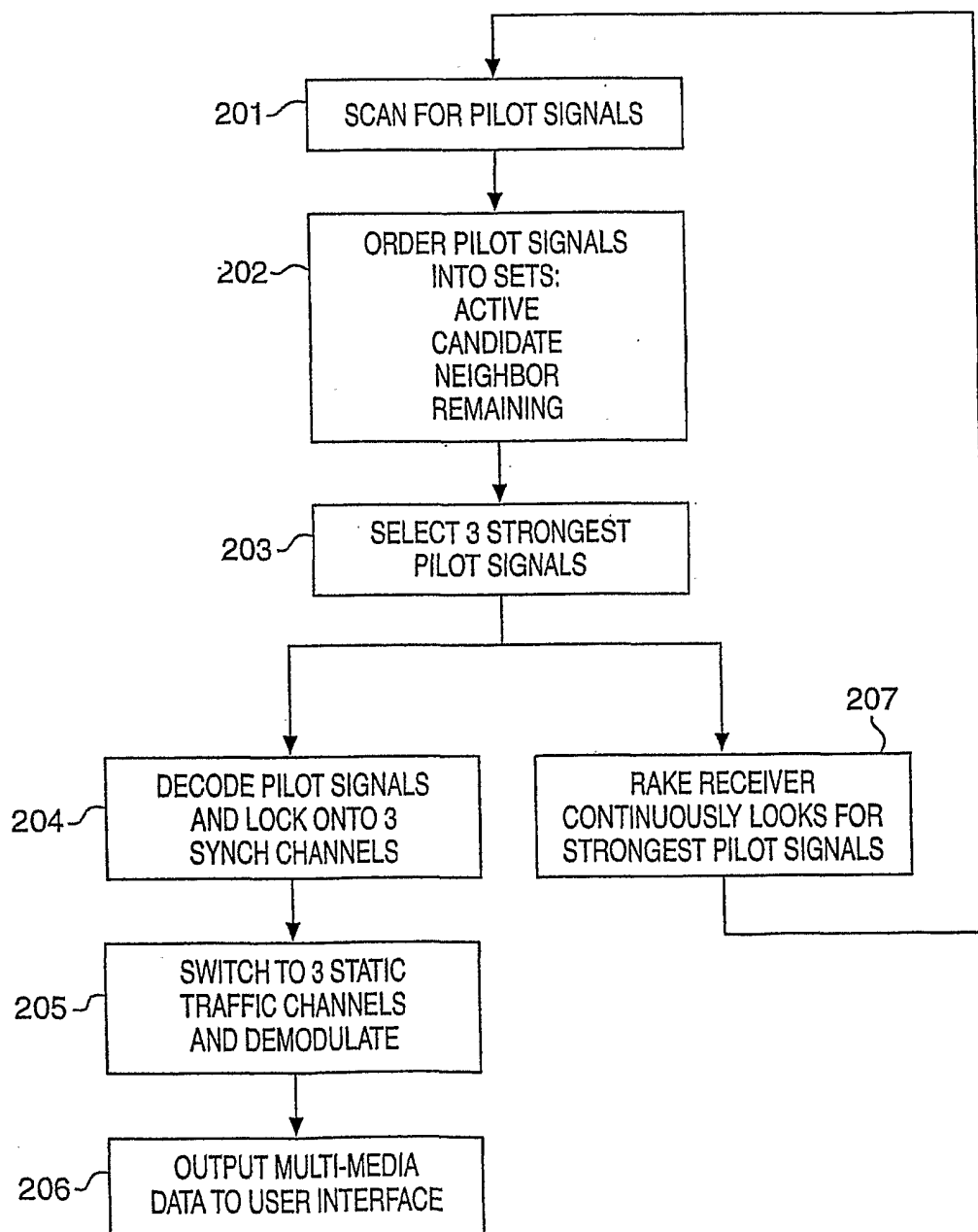


FIG. 2

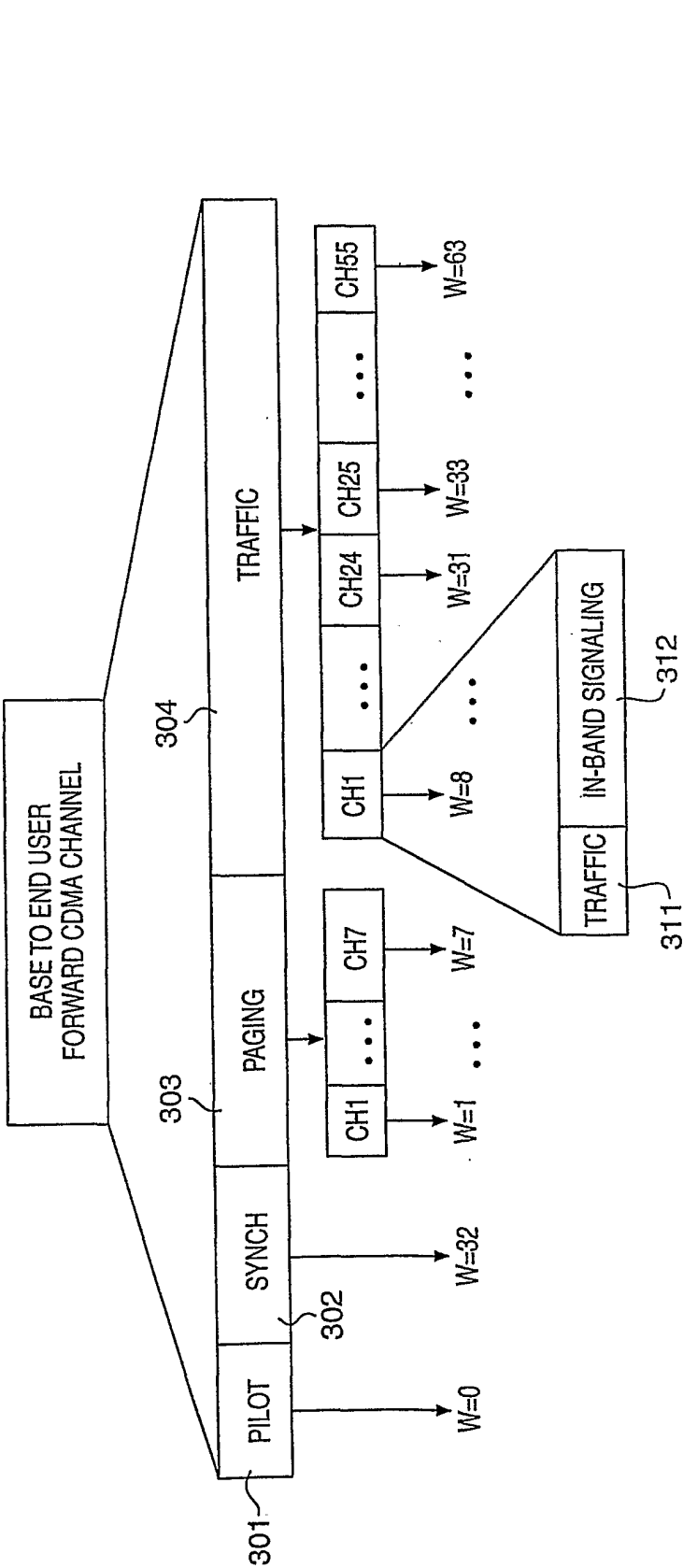


FIG. 3

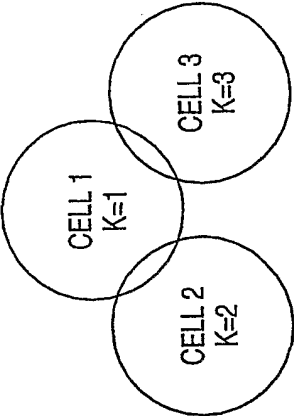


FIG. 4

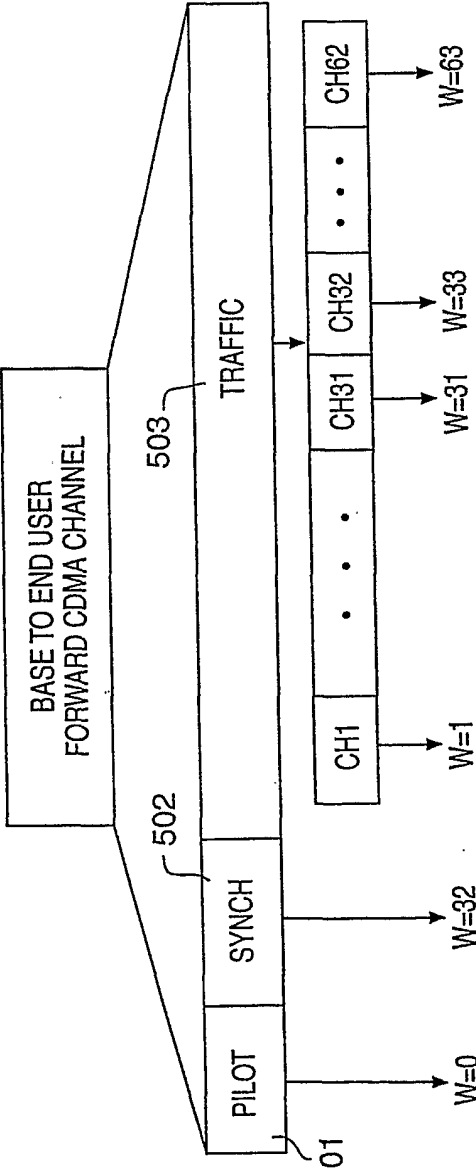


FIG. 5

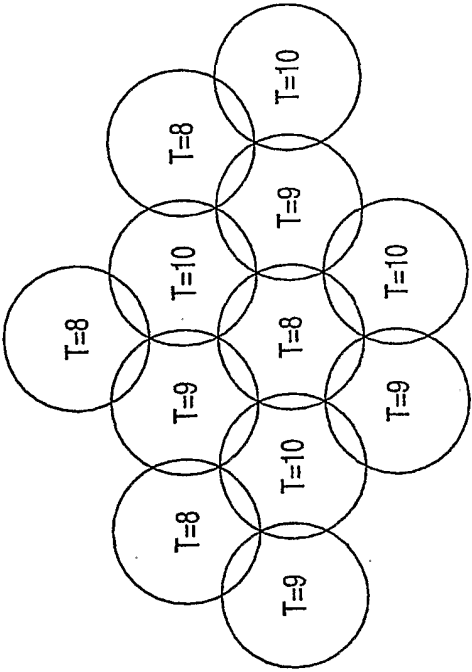
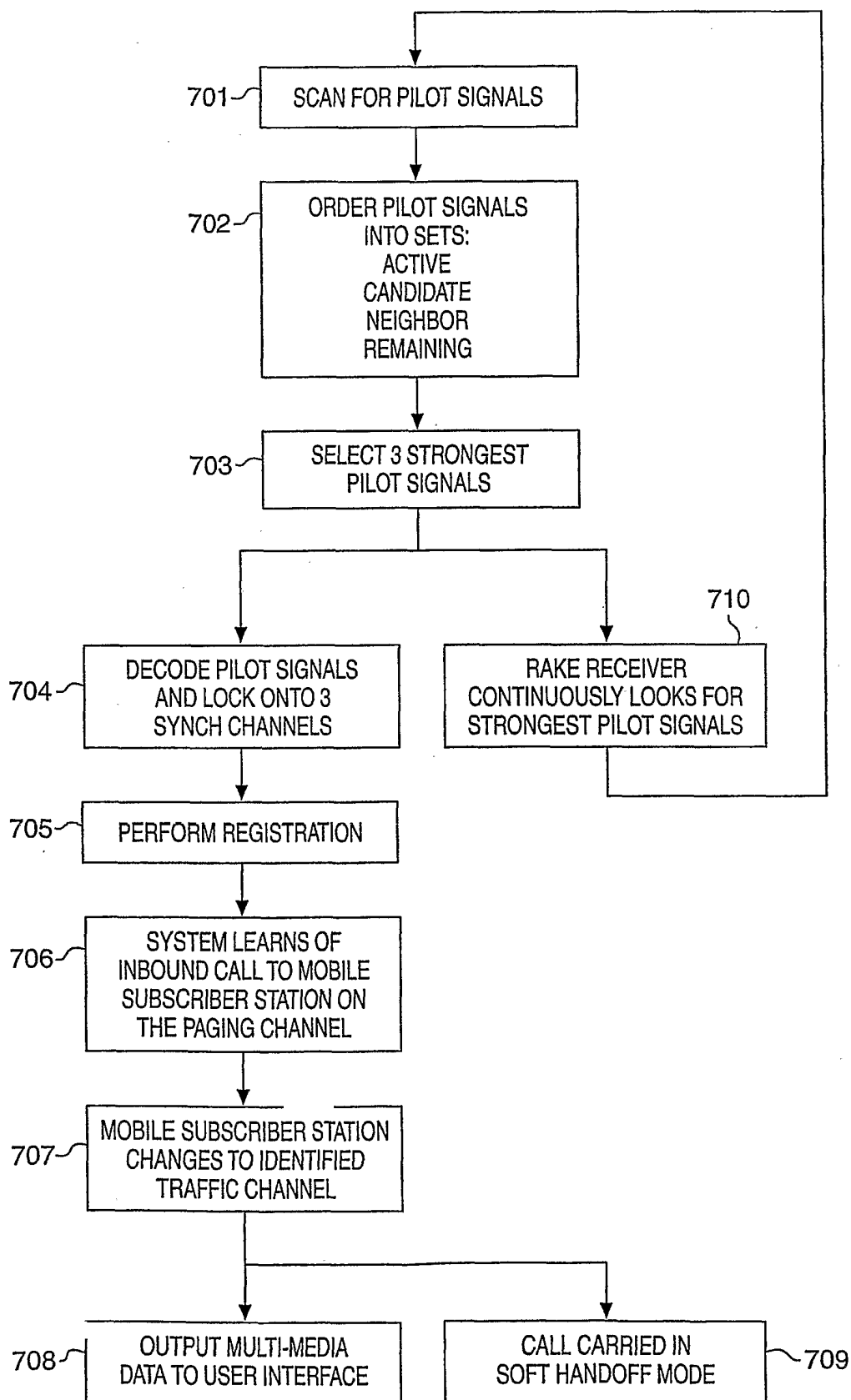


FIG. 6

FIG. 7

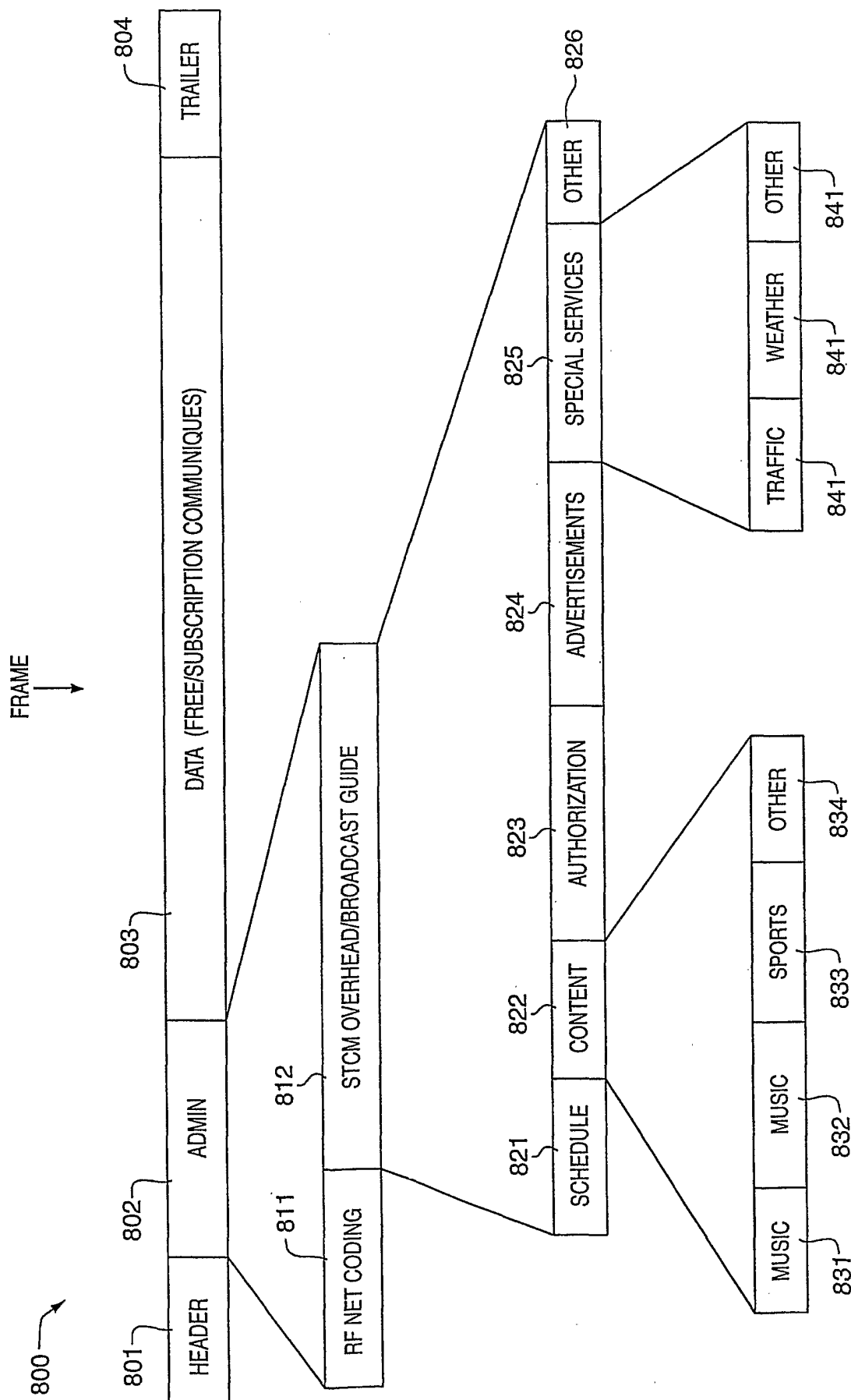


FIG. 8

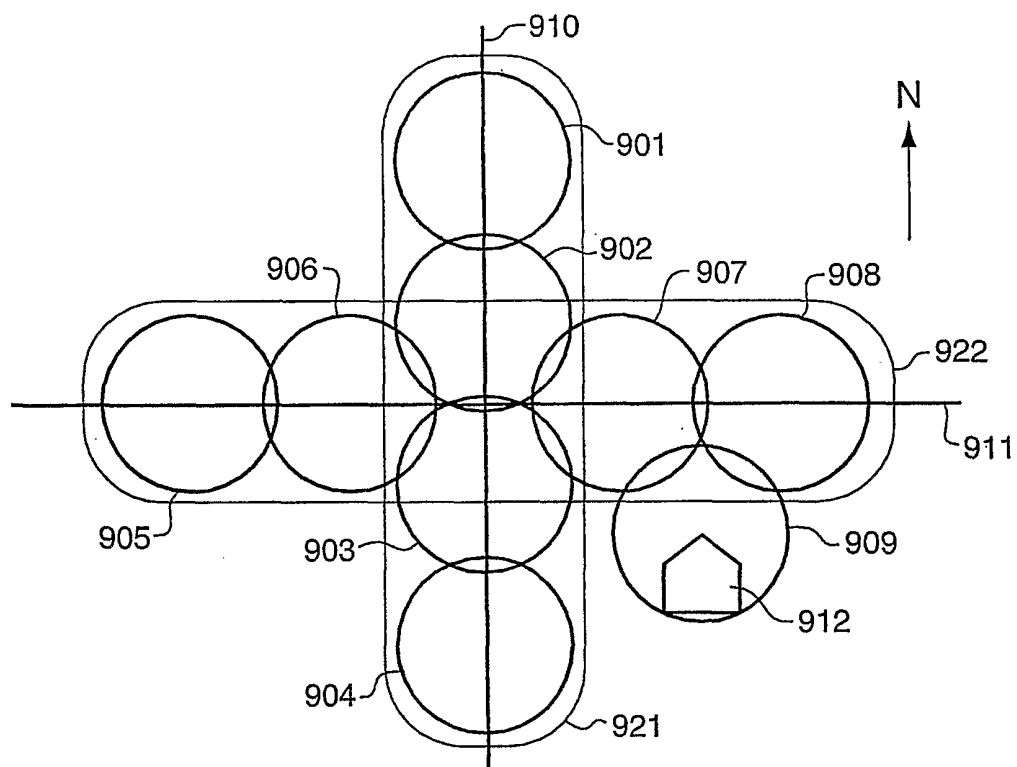


FIG. 9

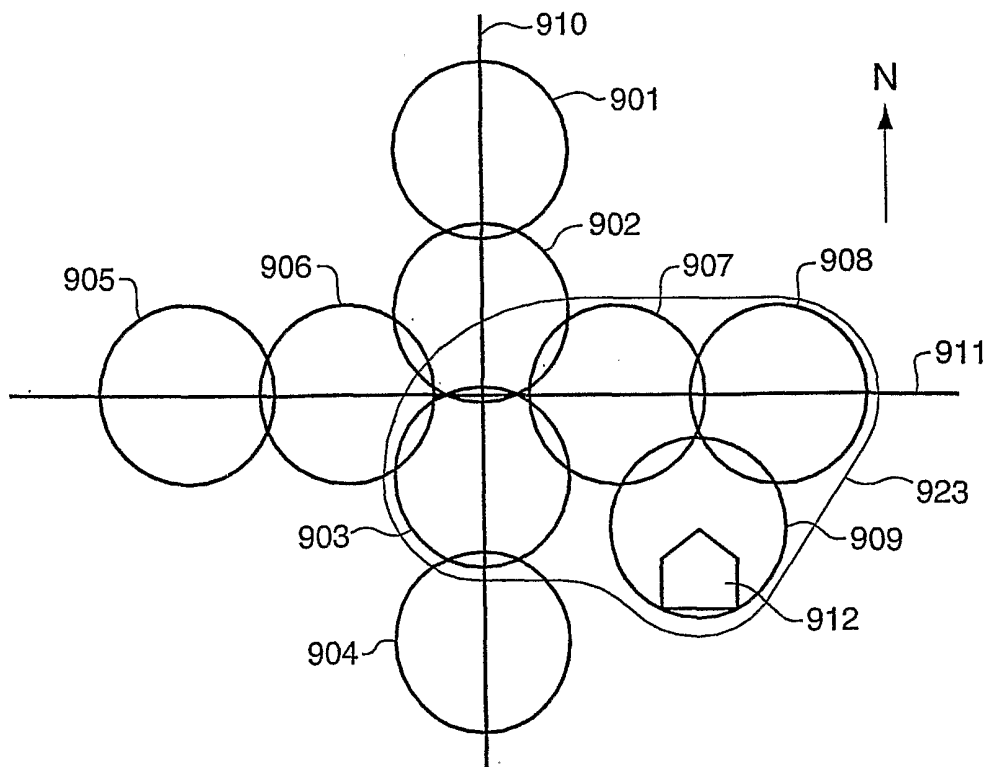
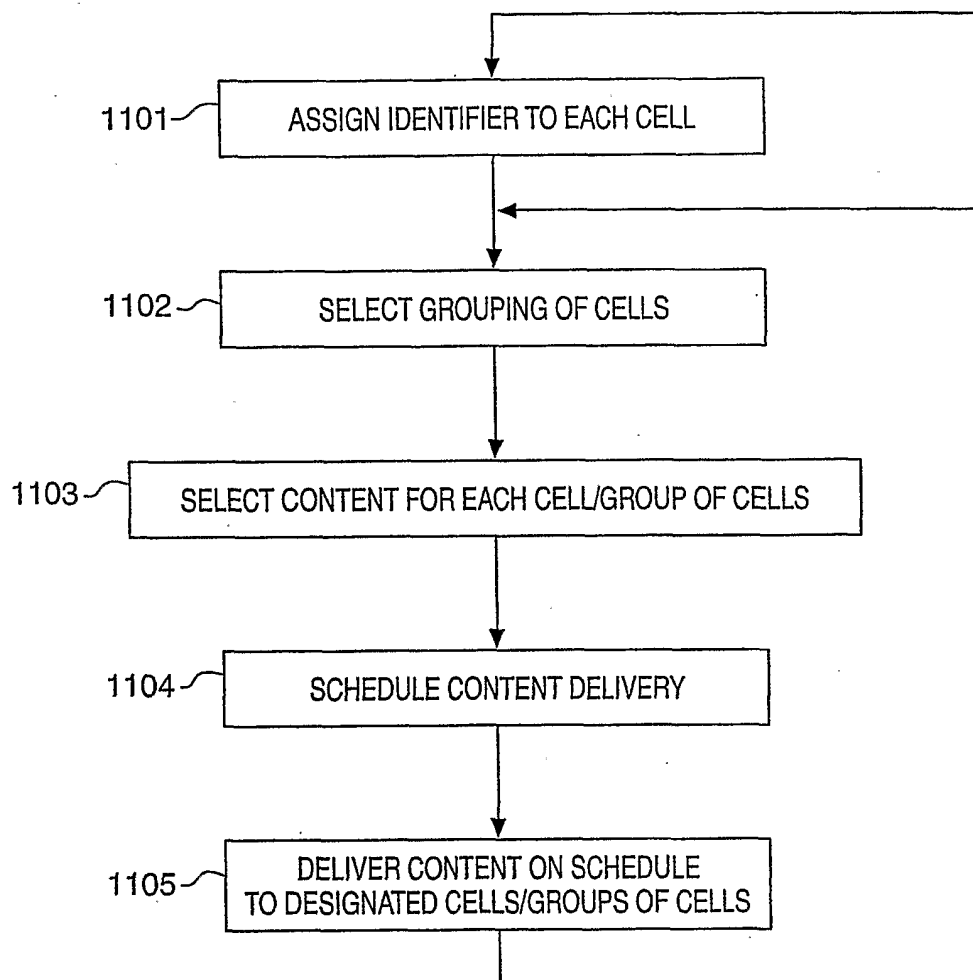
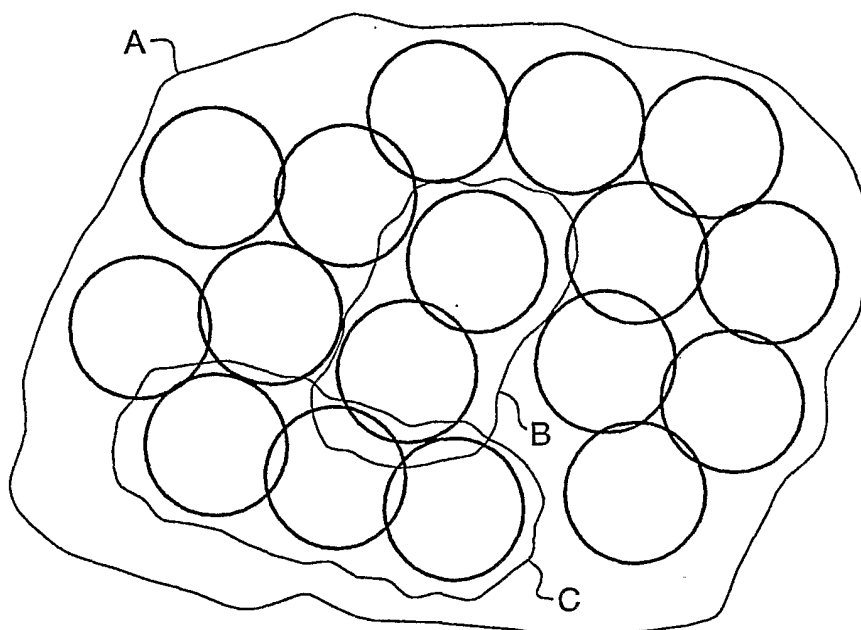


FIG. 10

**FIG. 11****FIG. 12**

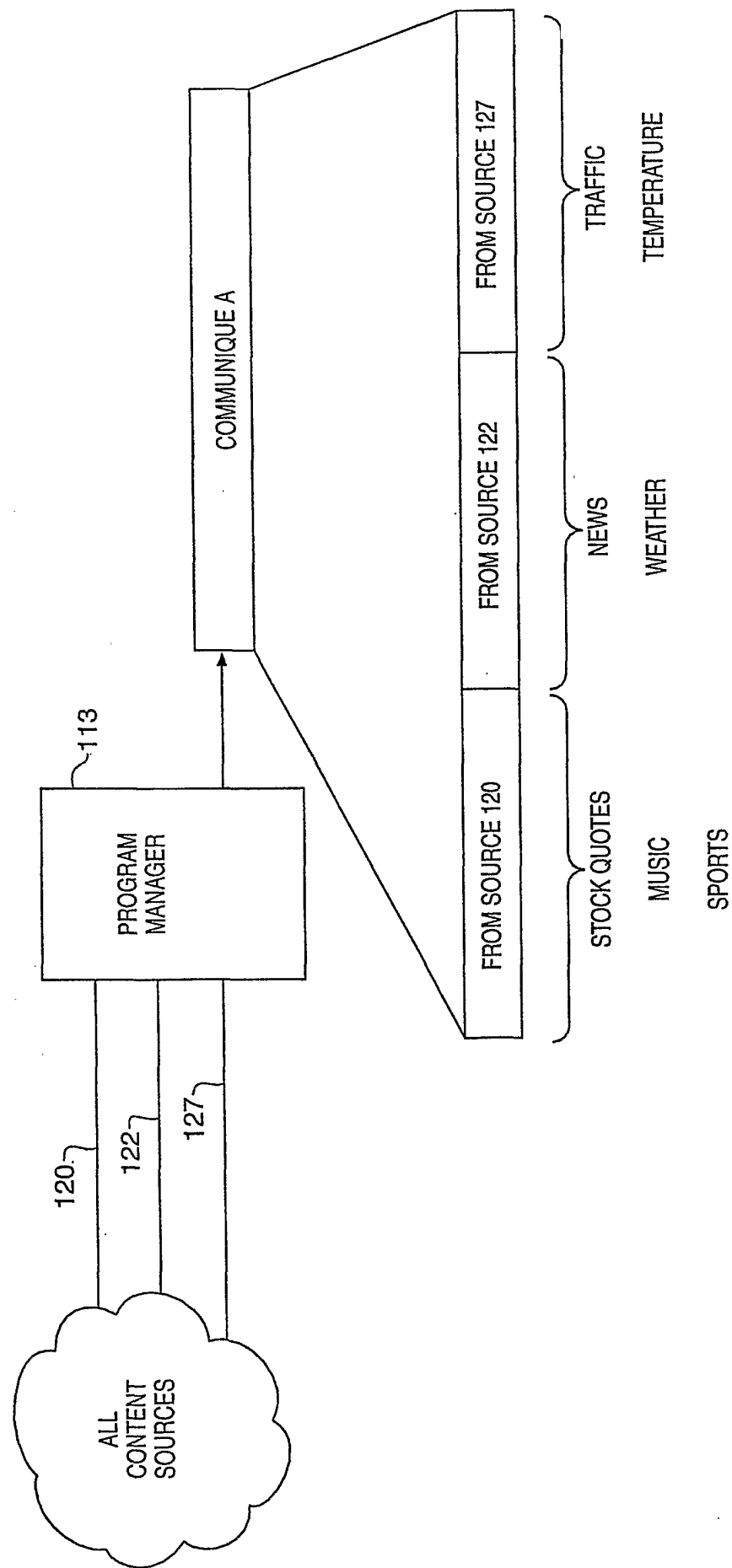


FIG. 13

| COMMUNIQUE | TIME | NARROWCAST REGION |
|------------|----------------------|----------------------|
| A | 6AM-10AM DAILY | 910 |
| B | 6AM-10AM DAILY | 922 |
| C | 6AM-11PM AS REQUIRED | 909 |
| . | . | . |
| . | . | . |
| . | . | . |
| M | 3PM-7PM | 923 |
| N | 6PM-11PM | 909 |
| . | . | . |
| . | . | . |

FIG. 14

FIG. 15