

(No Model.)

A. SINCLAIR.
HINGED SLIDING DOOR.

No. 523,690.

Patented July 31, 1894.

Fig. I.

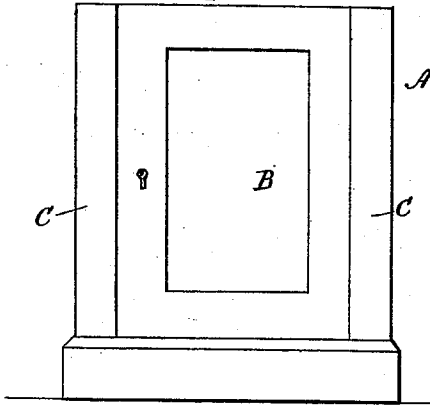


Fig. II.

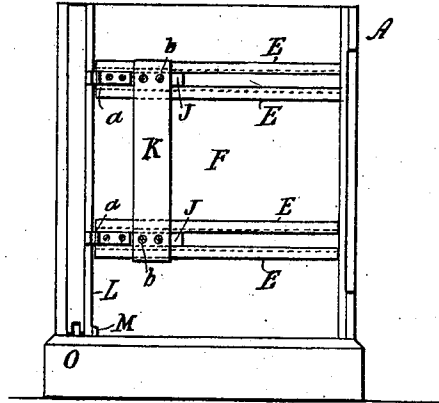


Fig. III.

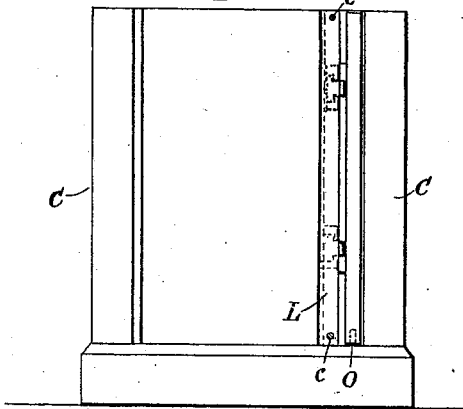


Fig. IV.

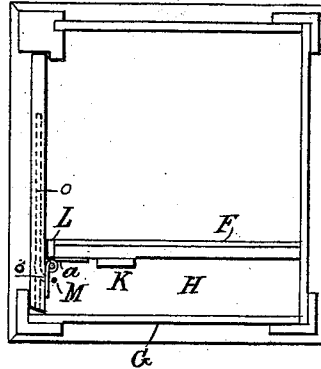
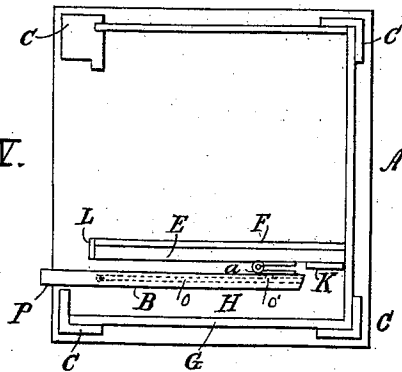


Fig. V.



WITNESSES:

E. P. Whipple
J. J. Hubbard

INVENTOR

Abraham Sinclair
BY
Francis C. Bowen
ATTORNEYS.

UNITED STATES PATENT OFFICE.

ABRAHAM SINCLAIR, OF NEW YORK, N. Y.

HINGED SLIDING DOOR.

SPECIFICATION forming part of Letters Patent No. 523,690, dated July 31, 1894.

Application filed October 27, 1893. Serial No. 489,278. (No model.)

To all whom it may concern:

Be it known that I, ABRAHAM SINCLAIR, a subject of the Queen of Great Britain, and a resident of New York, in the county of New York and State of New York, have invented certain new and useful Improvements in Hinged Sliding Doors, of which the following is a specification.

My invention relates to an attachment for hinged sliding doors that permits the door to be hinged on the side near the edge thereof and swing like an ordinary door, and then slid back into a pocket out of the way, and also of a pin and groove, to act as a guide, to prevent friction on the front of the door while being slid into the pocket.

It consists of the novel features of construction, combination and arrangement as herein-after more particularly described and illustrated in the accompanying drawings, in which—

Figure 1. represents a front view of a desk pedestal with the door closed. Fig. 2. represents a side view, with the side removed, showing the operation of the slides. Fig. 3. represents a front view with the door in the pocket. Fig. 4. represents a top view of the desk pedestal with the door closed. Fig. 5. represents a top view of the door slid into the pocket with a part of the door projecting from the front thereof forming a handle to operate the door.

Similar letters of reference indicate corresponding parts.

The letter A. designates a closet, or case, or pedestal part of a closet, having an exterior of any suitable form, and a sliding door B on the front thereof, with pilasters C on each corner of the pedestal, which pilasters may be of any desirable shape.

The letters E. E. designate the stationary parts of the structure which are fixed to the side of the partition F, which with the side G of the case A forms the sides of the pocket H, and constitute a guide E, E, for the slides J, J, two in number, to which the door B is hinged on one face and near one side edge as at a.

The letter K designates a strip of wood fastened by screws *b b* to the slides J, J, causing the two slides J, J to move simultaneously and preventing the door from sagging.

The letter L indicates a strip of wood which is secured by screws *c. c.* to the front of the partition F which arrests the slides J, J in a proper position for closing the door, and at the same time affording a finished edge.

The strip L can be removed in order to permit the door to be taken out with the slides J, J. attached, and repaired with little trouble should the slides be hard to work or get out of order.

The letter M designates a pin on the bottom N of the pocket which works in a groove O with an offset O' formed in the bottom of the door A to form a guide to prevent friction on the front of the door, while being slid in or out of the pocket.

The letter P. indicates a part of the door protruding from the pocket, forming a handle to operate the door, as shown in Fig. 5.

My invention is especially adapted to desk pedestals where it is convenient to have the doors open when the desk is in use.

What I claim as new, and desire to secure by Letters Patent, is—

1. An attachment for hinged sliding-doors, consisting of the pedestal with a door-receiving pocket, horizontal guides at one side of the pocket the slides fitted in said guides of the pocket, and the door hinged to the slides at one side and near one side edge thereof, whereby the door together with the slides may be introduced into the pocket, substantially as shown and described.

2. An attachment for hinged sliding-doors consisting of the pedestal with a door receiving pocket, the horizontal guides at one side of the pocket the slides fitted in said guides of the pocket, the vertical strip connecting the slides, the door hinged to the slides at one side and near one side edge thereof and with a groove in its lower edge, whereby the door together with the slides may be introduced into the pocket, and a guide pin on the bottom of the pocket to engage said groove in the door, substantially as shown and described.

ABRAHAM SINCLAIR.

Witnesses:

GEORGE W. COLLES,
FRANCIS C. BOWEN.