

(19) World Intellectual Property Organization
International Bureau



(43) International Publication Date
19 June 2003 (19.06.2003)

PCT

(10) International Publication Number
WO 03/050099 A1

(51) International Patent Classification⁷: **C07D 295/02**,
211/14, 211/46, 215/06, A61K 31/44, A61P 25/00

(21) International Application Number: PCT/US02/38480

(22) International Filing Date: 2 December 2002 (02.12.2002)

(25) Filing Language: English

(26) Publication Language: English

(30) Priority Data:
60/339,523 10 December 2001 (10.12.2001) US

(71) Applicant: **ORTHO-MCNEIL PHARMACEUTICAL, INC.** [US/US]; US Route 202, P.O. Box 300, Raritan, NJ 08869-0602 (US).

(72) Inventors: **APODACA, Richard**; 8248 Station Village Lane, #2216, San Diego, CA 92108 (US). **XIAO, Wei**; 4043 Carmel Springs Way, San Diego, CA 92130 (US). **JABLONOSKI, Jill, A.**; 13651 Freeport Road, San Diego, CA 92129 (US).

(74) Agents: **JOHNSON, Philip, S.** et al.; JOHNSON & JOHNSON, 1 Johnson & Johnson Plaza, New Brunswick, NJ 08933 (US).

(81) Designated States (*national*): AE, AG, AL, AM, AT, AU, AZ, BA, BB, BG, BR, BY, BZ, CA, CH, CN, CO, CR, CU, CZ, DE, DK, DM, DZ, EC, EE, ES, FI, GB, GD, GE, GH, GM, HR, HU, ID, IL, IN, IS, JP, KE, KG, KP, KR, KZ, LC, LK, LR, LS, LT, LU, LV, MA, MD, MG, MK, MN, MW, MX, MZ, NO, NZ, OM, PH, PL, PT, RO, RU, SD, SE, SG, SK, SL, TJ, TM, TN, TR, TT, TZ, UA, UG, UZ, VC, VN, YU, ZA, ZM, ZW.

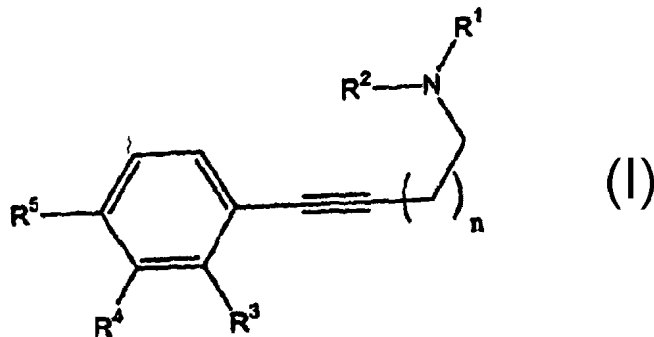
(84) Designated States (*regional*): ARIPO patent (GH, GM, KE, LS, MW, MZ, SD, SL, SZ, TZ, UG, ZM, ZW), Eurasian patent (AM, AZ, BY, KG, KZ, MD, RU, TJ, TM), European patent (AT, BE, BG, CH, CY, CZ, DE, DK, EE, ES, FI, FR, GB, GR, IE, IT, LU, MC, NL, PT, SE, SI, SK, TR), OAPI patent (BF, BJ, CF, CG, CI, CM, GA, GN, GQ, GW, ML, MR, NE, SN, TD, TG).

Published:

— with international search report

For two-letter codes and other abbreviations, refer to the "Guidance Notes on Codes and Abbreviations" appearing at the beginning of each regular issue of the PCT Gazette.

(54) Title: PHENYLALKYNES



(57) Abstract: Substituted phenylalkynes of formula (I), compositions containing them, and methods of making and using them to treat histamine-mediated conditions.

PHENYLALKYNES

Field of the Invention

5 The present invention relates to phenylalkynes, their synthesis and their use, for example, for the treatment of disorders and conditions mediated by the histamine receptor.

Background of the Invention

10 Histamine [2-(imidazol-4-yl)ethylamine] is a transmitter substance. Histamine exerts a physiological effect via multiple distinct G-protein coupled receptors. It plays a role in immediate hypersensitivity reactions and is released from mast cells following antigen IgE antibody interaction. The actions of released histamine on the vasculature and smooth muscle system
15 account for the symptoms of the allergic response. These actions occur at the H₁ receptor (Ash, A.S.F. and Schild, H.O., *Br. J. Pharmac. Chemother.* 1966, 27:427–439) and are blocked by the classical antihistamines (e.g. diphenhydramine). Histamine is also an important regulator of gastric acid secretion through its action on parietal cells. These effects of histamine are
20 mediated via the H₂ receptor (Black, J.W. et al., *Nature* 1972, 236:385–390) and are blocked by H₂ receptor antagonists (e.g. cimetidine). The third histamine receptor —H₃— was first described as a presynaptic autoreceptor in the central nervous system (CNS) (Arrang, J.-M. et al., *Nature* 1983, 302:832–837) controlling the synthesis and release of histamine. Recent evidence has
25 emerged showing that the H₃ receptors are also located presynaptically as heteroreceptors on serotonergic, noradrenergic, dopaminergic, cholinergic, and GABAergic (gamma-aminobutyric acid containing) neurons. These H₃ receptors have also recently been identified in peripheral tissues such as vascular smooth muscle. Consequently there are many potential therapeutic
30 applications for histamine H₃ agonists, antagonists, and inverse agonists. (See: "The Histamine H₃ Receptor-A Target for New Drugs", Leurs, R., and Timmerman, H., (Eds.), Elsevier, 1998; Morisset, S. et al., *Nature* 2000,

ORT-1524

408:860–864.) A fourth histamine receptor —H₄— was recently described by Oda, T. et al. (*J. Biol. Chem.* 2000, 275(47):36781–36786).

The potential use of histamine H₃ agonists in sleep/wake and
5 arousal/vigilance disorders is suggested based on animal studies (Lin, J.-S. et al., *Brain Res.* 1990, 523:325–330; Monti, J.M. et al., *Eur. J. Pharmacol.* 1991, 205:283–287). Their use in the treatment of migraine has also been suggested (McLeod, R.L. et al., *Soc. Neurosci. Abstr.* 1996, 22:2010) based on their ability to inhibit neurogenic inflammation. Other applications could be a
10 protective role in myocardial ischemia and hypertension where blockade of norepinephrine release is beneficial (Imamura, M. et al., *J. Pharmacol. Exp. Ther.* 1994, 271(3):1259–1266). It has been suggested that histamine H₃ agonists may be beneficial in asthma due to their ability to reduce non-adrenergic non-cholinergic (NANC) neurotransmission in airways and to reduce
15 microvascular leakage (Ichinose, M. and Barnes, P.J., *Eur. J. Pharmacol.* 1989, 174:49–55).

Several indications for histamine H₃ antagonists and inverse agonists have similarly been proposed based on animal pharmacology experiments with
20 known histamine H₃ antagonists (e.g. thioperamide). These include dementia, Alzheimer's disease (Panula, P. et al., *Soc. Neurosci. Abstr.* 1995, 21:1977), epilepsy (Yokoyama, H. et al., *Eur. J. Pharmacol.* 1993, 234:129–133), narcolepsy, eating disorders (Machidori, H. et al., *Brain Res.* 1992, 590:180–186), motion sickness, vertigo, attention deficit hyperactivity disorders (ADHD),
25 learning and memory (Barnes, J.C. et al., *Soc. Neurosci. Abstr.* 1993, 19:1813), and schizophrenia (Schlicker, E. and Marr, I., *Naunyn-Schmiedeberg's Arch. Pharmacol.* 1996, 353:290–294). (Also see: Stark, H. et al., *Drugs Future* 1996, 21(5):507–520; and Leurs, R. et al., *Prog. Drug Res.* 1995, 45:107–165 and references cited therein.) Histamine H₃ antagonists,
30 alone or in combination with a histamine H₁ antagonist, are reported to be useful for the treatment of upper airway allergic response (U.S. Patent Nos. 5,217,986; 5,352,707 and 5,869,479). Recently, a histamine H₃ antagonist (GT-2331) was identified and is being developed by Gliatech Inc. (Gliatech Inc.

ORT-1524

Press Release Nov. 5, 1998; *Bioworld Today*, March 2, 1999) for the treatment of CNS disorders.

As noted, the prior art related to histamine H₃ ligands has been
5 comprehensively reviewed ("*The Histamine H₃ Receptor-A Target for New Drugs*", Leurs, R., and Timmerman, H., (Eds.), Elsevier, 1998). Within this reference the medicinal chemistry of histamine H₃ agonists and antagonists was reviewed (see: Krause, M. et al., and Phillips, J.G. and Ali, S.M., respectively). The importance of an imidazole moiety containing only a single
10 substitution in the 4 position was noted together with the deleterious effects of additional substitution on activity. Particularly methylation of the imidazole ring at any of the remaining unsubstituted positions was reported to strongly decrease activity. Additional publications support the hypothesis that an imidazole function is essential for high affinity histamine H₃ receptor ligands
15 (see: Ali, S.M. et al., *J. Med. Chem.* 1999, 42:903–909, and Stark, H. et al., and references cited therein). However many imidazole-containing compounds are substrates for histamine methyl transferase, the major histamine metabolizing enzyme in humans, which leads to shortened half-lives and lower bioavailability (see: Rouleau, A. et al., *J. Pharmacol. Exp. Ther.* 1997,
20 281(3):1085–1094). In addition, imidazole-containing drugs, via their interaction with the cytochrome P450 monooxygenase system, can result in unfavorable biotransformations due to enzyme induction or enzyme inhibition (see: Kapetanovic, I.M. and Kupferberg, H.J., *Drug Metab. Dispos.* 1984,
12(5):560–564; Sheets, J.J. and Mason, J.I., *Drug Metab. Dispos.* 1984,
25 12(5):603–606; Back, D.J. and Tjia, J.F., *Br. J. Pharmacol.* 1985, 85:121–126; Lavrijssen, K. et al., *Biochem. Pharmacol.* 1986, 35(11):1867–1878; Albengres, E. et al., *Drug Safety* 1998, 18(2):83–97). The poor blood-brain barrier penetration of earlier histamine H₃ receptor ligands may also be associated with the imidazole fragment (Ganellin, C.R. et al., *Arch. Pharm. Pharm. Med.*
30 *Chem. (Weinheim, Ger.)* 1998, 331:395–404).

More recently, several publications have described histamine H₃ ligands that do not contain an imidazole moiety, for example: Ganellin, C.R. et al.;

ORT-1524

- Walczynski, K. et al., *Arch. Pharm. Pharm. Med. Chem. (Weinheim, Ger.)* 1999, 332:389–398; Walczynski, K. et al., *Farmaco* 1999, 54:684–694; Linney, I.D. et al., *J. Med. Chem.* 2000, 43:2362–2370; Tozer, M.J. and Kalindjian, S.B., *Exp. Opin. Ther. Patents* 2000, 10:1045–1055; US Patent 5,352,707;
- 5 PCT Application WO 99/42458; PCT Application WO 02/076925; and EP Application 0978512, Feb. 9, 2000.

The compounds of the present invention do not contain the imidazole moiety, and its inherent liabilities, and yet maintain potency at the human H₃ receptor as determined by receptor binding to the human histamine H₃ receptor

10 (see: Lovenberg, T.W. et al., *Mol. Pharmacol.* 1999, 55:1101–1107). Screening using the human receptor is particularly important for the identification of new therapies for the treatment of human disease. Conventional binding assays, for example, are determined using rat

15 synaptosomes (Garbarg, M. et al., *J. Pharmacol. Exp. Ther.* 1992, 263(1):304–310), rat cortical membranes (West, R.E. et al., *Mol. Pharmacol.* 1990, 38:610–613), and guinea pig brain (Korte, A. et al., *Biochem. Biophys. Res. Commun.* 1990, 168(3):979–986). Only limited studies have been performed previously using human tissue but these allude to significant differences in the

20 pharmacology of rodent and primate receptors (West, R.E. et al., *Eur. J. Pharmacol.* 1999, 377:233–239).

We now describe a series of phenylalkynes with the ability to modulate the activity of the histamine receptor, specifically the H₃ receptor, without the

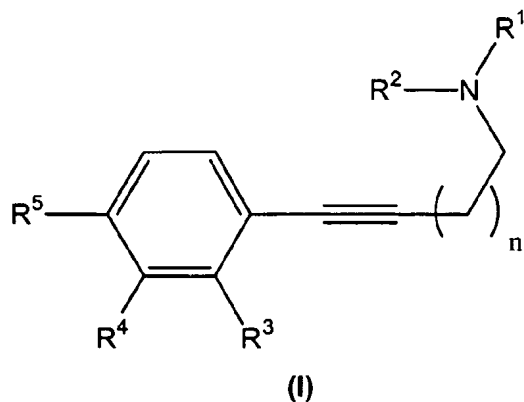
25 inherent problems associated with the presence of an imidazolyl moiety.

Summary of the Invention

The present invention is directed to pharmaceutically active

30 phenylalkynes, methods of making them, and methods of using them. The invention features a compound of formula (I)

ORT-1524



wherein n is an integer from 0 to 1;

- 5 R^1 and R^2 are independently selected from C_{1-3} alkyl, allyl, and C_{3-8} cycloalkyl, or taken together with the nitrogen to which they are attached, they form a non-aromatic 4-7 membered heterocyclyl optionally including up to two additional heteroatoms independently selected from O, S, and N;
- 10 one of R^3 , R^4 , and R^5 is G, one of the remaining two is hydrogen, and the other is selected from hydrogen, fluoro, and chloro;

G is L^2Q ;

- 15 L^2 is methylene;

- Q is NR^8R^9 wherein R^8 is independently selected from hydrogen, C_{1-6} alkyl, C_{3-6} alkenyl, 6-9 membered carbocyclyl, 3-12 membered heterocyclyl (preferably 5-9 or 5-8-membered heterocyclyl), phenyl, (5-9-membered heterocyclyl) C_{1-6} alkylene, and (phenyl) C_{1-6} alkylene; and R^9 is independently
- 20 selected from C_{1-6} alkyl, C_{3-6} alkenyl, 6-9 membered carbocyclyl, 3-12 membered heterocyclyl (preferably 5-9 or 5-8-membered heterocyclyl), phenyl, (5-9-membered heterocyclyl) C_{1-6} alkylene, and (phenyl) C_{1-6} alkylene;

- 25 or

ORT-1524

Q is a saturated 3-13 membered N-linked heterocyclyl, wherein, in addition to the N-linking nitrogen, the 3-13 membered heterocyclyl may optionally contain between 1 and 3 additional heteroatoms independently selected from O, S, and N;

5

wherein each of the above alkyl, alkylene, alkenyl, heterocyclyl, cycloalkyl, carbocyclyl, and aryl groups of Formula (I) may each be independently and optionally substituted with between 1 and 3 substituents independently selected from methoxy, halo, amino, nitro, hydroxyl, and C₁₋₃ alkyl;

10

and wherein 1-3 substituents of Q can be further independently selected (in addition to the preceding paragraph) from *tert*-butyloxycarbonyl, carboxamide, C₁₋₆ alkyl, 5-9-membered heterocyclyl, N(C₁₋₆ alkyl)(5-9 membered heterocyclyl), NH(5-9 membered heterocyclyl), O(5-9 membered heterocyclyl), (5-9 membered heterocyclyl)C₁₋₃ alkylene, phenyl, C₁₋₂-hydroxyalkylene, C₂₋₆ alkoxy, (C₃₋₆ cycloalkyl)-O-, phenyl, (phenyl)C₁₋₃ alkylene, and (phenyl)C₁₋₃ alkylene-O- and where said substituent groups of Q may optionally have between 1 and 3 substituents independently selected from trifluoromethyl, halo, nitro, cyano, and hydroxy;

15

20

or a pharmaceutically acceptable salt, ester, or amide thereof.

The invention also features a pharmaceutical composition comprising a compound of the invention and a pharmaceutically acceptable carrier; and methods of preparing or formulating such compositions. A composition of the invention may further include more than one compound of the invention, or a combination therapy (combination formulation or combination of differently formulated active agents).

25

The invention also provides methods of treating certain conditions and diseases, each of which methods includes administering a therapeutically effective (or jointly effective) amount of a compound or composition of the invention to a subject in need of such treatment. The disclosed compounds are useful in methods for treating or preventing neurologic disorders including

30

ORT-1524

sleep/wake and arousal/vigilance disorders (e.g. insomnia and jet lag), attention deficit hyperactivity disorders (ADHD), learning and memory disorders, cognitive dysfunction, migraine, neurogenic inflammation, dementia, mild cognitive impairment (pre-dementia), Alzheimer's disease, epilepsy, 5 narcolepsy, eating disorders, obesity, motion sickness, vertigo, schizophrenia, substance abuse, bipolar disorders, manic disorders and depression, as well as other histamine H₃ receptor mediated disorders such as upper airway allergic response, asthma, itch, nasal congestion and allergic rhinitis in a subject in need thereof. For example, the invention features methods for 10 preventing, inhibiting the progression of, or treating upper airway allergic response, asthma, itch, nasal congestion and allergic rhinitis.

In yet another embodiment, the disclosed compounds may be used in a combination therapy method including administering a jointly effective dose of 15 an H₃ antagonist and administering a jointly effective dose of a histamine H₁ antagonist, such as loratidine (CLARITIN™), desloratidine (CLARINEX™), fexofenadine (ALLEGRA™) and cetirizine (ZYRTEC™), for the treatment of allergic rhinitis, nasal congestion, and allergic congestion.

20 In yet another embodiment, the disclosed compounds may be used in a combination therapy method, including administering a jointly effective dose of an H₃ antagonist and administering a jointly effective dose of a neurotransmitter re-uptake blocker, such as a selective serotonin re-uptake inhibitor (SSRI) or a non-selective serotonin, dopamine or norepinephrine re- 25 uptake inhibitor, including fluoxetine (PROZAC™), sertraline (ZOLOFT™), paroxetine (PAXIL™) and amitriptyline, for the treatment of depression, mood disorders or schizophrenia.

Additional features and advantages of the invention will become 30 apparent from the detailed description and examples below, and the appended claims.

ORT-1524

Detailed Description of the Invention

The present invention provides phenylalkyne compounds useful for the treatment of disorders and conditions modulated by a histamine receptor.

5

A. Terms

Certain terms are defined below and by their usage throughout this disclosure.

10 As used herein, "halo" or "halogen" shall mean monovalent radicals of chlorine, bromine, fluorine and iodine.

As used herein, the term "alkyl", whether used alone or as part of a substituent group, shall include straight and branched carbon chains. For example, alkyl radicals include methyl, ethyl, propyl, isopropyl, butyl, isobutyl, 15 sec-butyl, t-butyl, pentyl and the like. Unless otherwise noted, "lower" when used with alkyl means a carbon chain composition of 1-4 carbon atoms. "Alkylene" refers to a bivalent hydrocarbyl group, such as methylene (CH₂), ethylene (-CH₂-CH₂-) or propylene (-CH₂CH₂CH₂-), and so on.

20

As used herein, unless otherwise noted, "alkenyl" shall mean a straight or branched hydrocarbon group with at least two hydrogen atoms replaced with a pi bond to form a carbon-carbon double bond, such as propenyl, butenyl, pentenyl, and so on. Where the alkenyl group is R⁸ or R⁹, the open radical 25 (point of attachment to the rest of the molecule) is on sp³ carbon, as illustrated by allyl, and the double bond or bonds is therefore at least alpha (if not beta, gamma, etc.) to the open radical.

As used herein, unless otherwise noted, "alkoxy" shall denote an oxygen ether radical of the above described straight or branched chain alkyl groups. For 30 example, methoxy, ethoxy, n-propoxy, sec-butoxy, t-butoxy, n-hexyloxy and the like.

ORT-1524

As used herein, unless otherwise noted, "cycloalkyl" shall denote a three- to eight -membered, saturated monocyclic carbocyclic ring structure. Suitable examples include cyclopropyl, cyclobutyl, cyclopentyl, cyclohexyl, cycloheptyl and cyclooctyl.

5

As used herein, unless otherwise noted, "cycloalkenyl" shall denote a three- to eight-membered, partially unsaturated, monocyclic, carbocyclic ring structure, wherein the ring structure contains at least one double bond. Suitable examples include cyclohexenyl, cyclopentenyl, cycloheptenyl, cyclooctenyl, cyclohex-1,3-dienyl and the like.

10

As used herein, unless otherwise noted, "aryl" shall refer to carbocyclic aromatic groups such as phenyl, naphthyl, and the like. Divalent radicals include phenylene (-C₆H₄-) which is preferably phen-1,4-diyl, but may also be phen-1,3-diyl.

15

As used herein, unless otherwise noted, "aralkyl" shall mean any alkyl group substituted with an aryl group such as phenyl, naphthyl and the like. Examples of aralkyls include benzyl, phenethyl, and phenylpropyl.

20

As used herein, unless otherwise noted, "carbocyclyl" shall mean any cyclic group consisting of 3-13 carbon atoms, and preferably 6-9 carbon atoms, in the skeleton ring or rings, if the carbocycle is a fused or spiro bicyclic or tricyclic group. A carbocycle may be saturated, unsaturated, partially unsaturated, or aromatic. Examples include cycloalkyl, cycloalkenyl, cycloalkynyl; specific examples include phenyl, benzyl, indanyl, and biphenyl. A carbocycle may have substituents that are not carbon or hydrogen, such as hydroxy, halo, halomethyl, and so on as provided elsewhere herein.

25

30

As used herein, unless otherwise noted, the terms "heterocycle", "heterocyclyl" and "heterocyclo" shall denote any three-, four-, five-, six-, seven-, or eight-membered monocyclic, eight or nine or ten or eleven membered bicyclic or twelve or thirteen or fourteen membered tricyclic ring structure containing at

ORT-1524

least one heteroatom moiety selected from the group consisting of N, O, SO,
 SO₂, (C=O), and S, and preferably N, O, or S, optionally containing one to four
 additional heteroatoms in each ring. In some embodiments, the heterocyclyl
 contains between 1 and 3 or between 1 and 2 additional heteroatoms. Unless
 5 otherwise specified, a heterocyclyl may be saturated, partially unsaturated,
 aromatic or partially aromatic. The heterocyclyl group may be attached at any
 heteroatom or carbon atom, which results in the creation of a stable structure.

Exemplary monocyclic heterocyclic groups can include pyrrolidinyl,
 10 pyrrolyl, indolyl, pyrazolyl, oxetanyl, pyrazolinyl, imidazolyl, imidazolinyl,
 imidazolidinyl, oxazolyl, oxazolidinyl, isoxazolinyl, isoxazolyl, thiazoalyl,
 thiadiazolyl, thiazolidinyl, isothiazolyl, isothiazolidinyl, furyl, tetrahydrofuryl,
 thienyl, oxadiazolyl, piperidinyl, piperazinyl, 2-oxopiperazinyl, 2-oxopiperidinyl,
 2-oxopyrrolidinyl, 2-oxazepinyl, azepinyl, hexahydroazepinyl, 4-piperidinyl,
 15 pyridyl, N-oxo-pyridyl, pyrazinyl, pyrimidinyl, pyridazinyl, tetrahydropyranyl,
 tetrahydrothiopyranyl, tetrahydrothiopyranyl sulfone, morpholinyl,
 thiomorpholinyl, thiomorpholinyl sulfoxide, thiomorpholinyl sulfone, 1,3-dioxolane
 and tetrahydro-1,1-dioxothienyl, dioxanyl, isothiazolidinyl, thietanyl, thiranyl,
 triazinyl, triazolyl, tetrazolyl, azetidyl and the like.

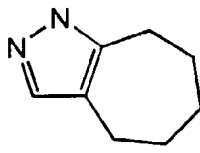
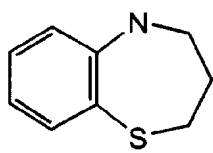
20

For example, where Q is a saturated 3-13 membered N-linked
 heterocyclyl, Q necessarily contains at least one nitrogen, and the carbon
 atoms are sp³ hybridized.

25 In general, exemplary bicyclic heterocyclyls include benzthiazolyl,
 benzoxazolyl, benzoxazinyl, benzothienyl, quinuclidinyl, quinolinyl, quinolinyl-N-
 oxide, tetrahydroisoquinolinyl, isoquinolinyl, benzimidazolyl, benzopyranyl,
 indolizinyl, benzofuryl, chromonyl, coumarinyl, cinnolinyl, quinoxalinyl,
 indazolyl, pyrrolopyridyl, furopyridinyl (such as furo[2,3-c]pyridinyl, furo[3,1-
 30 b]pyridinyl), or furo[2,3-b]pyridinyl), dihydroisoindolyl, dihydroquinazolinyl (such
 as 3,4-dihydro-4-oxo-quinazolinyl), tetrahydroquinolinyl (such as 1,2,3,4-
 tetrahydroquinolinyl), tetrahydroisoquinolinyl (such as 1,2,3,4-
 tetrahydroisoquinolinyl), benzisothiazolyl, benzisoxazolyl, benzodiazinyl,

ORT-1524

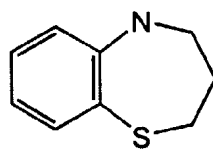
- benzofurazanyl, benzothiopyranyl, benzotriazolyl, benzpyrazolyl,
 dihydrobenzofuryl, dihydrobenzothieryl, dihydrobenzothiopyranyl,
 dihydrobenzothiopyranyl sulfone, dihydrobenzopyranyl, indolyl, isoindolyl,
 tetrahydroindoazolyl (such as 4,5,6,7-tetrahydroindazolyl), isochromanyl,
 5 isoindolyl, naphthyridinyl, phthalazinyl, piperonyl, purinyl, pyridopyridyl,
 quinazolyl, tetrahydroquinolyl, thienofuryl, thienopyridyl, thienothieryl,



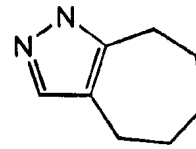
, and the like.

- Exemplary tricyclic heterocyclic groups include acridinyl, phenoxazinyl,
 10 phenazinyl, phenothiazinyl, carbozoyl, perminidinyl, phenanthrolinyl, carbolinyl,
 naphthothieryl, thianthrenyl, and the like.

- Preferred heterocyclyl groups include morpholynyl, piperidinyl, piperazinyl,
 pyrrolidinyl, pyrimidinyl, pyridyl, pyrrolyl, imidazolyl, oxazolyl, isoxazolyl, acridinyl,
 15 azepinyl, hexahydroazepinyl, azetidyl, indolyl, isoindolyl, thiazolyl, thiadiazolyl,
 quinolynyl, isoquinolynyl, 1,2,3,4-tetrahydroquinolynyl, 1,3,4-trihydroisoquinolynyl,
 4,5,6,7-tetrahydroindadolyl, benzoxazinyl, benzoaxazolyl, benzthiazolyl,



and



benzimidazolyl, tetrazolyl, oxadiazolyl,

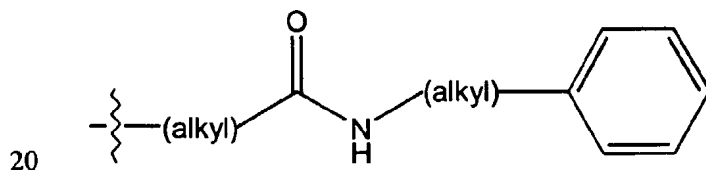
- 20 As used herein, unless otherwise noted, the term "heterocyclyl-alkyl" or
 "heterocyclyl-alkylene" shall denote any alkyl group substituted with a
 heterocyclyl group, wherein the heterocyclyl-alkyl group is bound through the
 alkyl portion to the central part of the molecule. Suitable examples of
 heterocyclyl-alkyl groups include, but are not limited to piperidinylmethyl,
 25 pyrrolidinylmethyl, piperidinylethyl, piperazinylmethyl, pyrrolylbutyl,
 piperidinylisobutyl, pyridylmethyl, pyrimidylethyl, and the like.

ORT-1524

When a particular group is "substituted" (e.g., alkyl, alkylene, cycloalkyl, aryl, heterocyclyl, heteroaryl), that group may have one or more substituents, preferably from one to five substituents, more preferably from one to three substituents, most preferably from one to two substituents, independently
5 selected from the list of substituents.

It is intended that the definition of any substituent or variable at a particular location in a molecule be independent of its definitions elsewhere in that molecule. It is understood that substituents and substitution patterns on
10 the compounds of this invention can be selected by one of ordinary skill in the art to provide compounds that are chemically stable and that can be readily synthesized by techniques known in the art as well as those methods set forth herein.

15 Under standard nomenclature used throughout this disclosure, the terminal portion of the designated side chain is described first, followed by the adjacent functionality toward the point of attachment. Thus, for example, a "phenyl(alkyl)amido(alkyl)" substituent refers to a group of the formula



The term "subject" as used herein, refers to an animal, preferably a mammal, most preferably a human, who has been the object of treatment, observation or experiment.

25

The term "therapeutically effective amount" as used herein, means that amount of active compound or pharmaceutical agent that elicits the biological or medicinal response in a tissue system, animal or human that is being sought by a researcher, veterinarian, medical doctor or other clinician, which includes

ORT-1524

prevention, inhibition of onset, or alleviation of the symptoms of the disease or disorder being treated.

As used herein, the term "composition" is intended to encompass a product comprising the specified ingredients in the specified amounts, as well as any product which results, directly or indirectly, from combinations of the specified ingredients in the specified amounts.

Abbreviations used in the specification, particularly in the Schemes and Examples, are as follows:

DBAD	=	Di- <i>tert</i> -butyl azodicarboxylate
DCE	=	1,2-dichloroethane
DCM	=	Dichloromethane
DEAD	=	Diethyl azodicarboxylate
DMA	=	<i>N,N</i> -dimethylacetamide
DMAP	=	4- <i>N,N</i> -dimethylamino-pyridine
DME	=	1,2-dimethoxyethane
DMF	=	Dimethylformamide
DMSO	=	Dimethylsulfoxide
RT	=	Room temperature
TEA	=	Triethylamine
TFA	=	Trifluoroacetic acid
THF	=	Tetrahydrofuran

The next section describes the compounds provided by the invention in more detail.

15

B. Compounds

ORT-1524

The invention features compounds of formula (I) as described, for example, in the above Summary section and in the claims. Preferred compounds include those wherein:

- (a) NR^1R^2 taken together form piperidinyl, methylpiperidinyl, dimethylamino, pyrrolidinyl, diethylamino, methylethylamino, ethylpropylamino, or dipropylamino;
- (b) NR^1R^2 taken together form piperidinyl, pyrrolidinyl, or diethylamino;
- (c) NR^1R^2 taken together form piperidinyl or pyrrolidinyl;
- (d) one of R^4 and R^5 is G;
- (e) R^4 is G;
- (f) R^5 is G;
- (g) n is 1;
- (h) Q is a saturated N-linked nitrogen-containing heterocyclyl;
- (i) Q is selected from substituted or unsubstituted piperidinyl, substituted or unsubstituted piperazinyl, pyrrolinyl, pyrrolidinyl, thiomorpholinyl, and morpholinyl;
- (j) substituted Q is selected from N-(C₁₋₆ alkyl) piperazinyl, N-phenyl-piperazinyl, 1,3,8-triaza-spiro[4.5]decyl, and 1,4-dioxo-8-aza-spiro[4.5]decyl;
- (k) Q is a monovalent radical of an amine selected from aziridine, 1,4,7-trioxo-10-aza-cyclododecane, thiazolidine, 1-phenyl-1,3,8-triaza-spiro[4.5]decan-4-one, piperidine-3-carboxylic acid diethylamide, 1,2,3,4,5,6-hexahydro-[2,3']bipyridinyl, 4-(3-trifluoromethyl-phenyl)-piperazine, 2-piperazin-1-yl-pyrimidine, piperidine-4-carboxylic acid amide, methyl-(2-pyridin-2-yl-ethyl)-amine, [2-(3,4-dimethoxy-phenyl)-ethyl]-methyl-amine, thiomorpholinyl, allyl-cyclopentyl-amine, [2-(1H-indol-3-yl)-ethyl]-methyl-amine, 1-piperidin-4-yl-1,3-dihydro-benzimidazol-2-one, 2-(piperidin-4-yloxy)-pyrimidine, piperidin-4-yl-pyridin-2-yl-amine, phenylamine, and pyridin-2-ylamine;
- (l) Q is selected from *N*-morpholinyl and *N*-piperidinyl, optionally substituted with between 1 and 3 substituents independently selected from hydroxyl, carboxamide, C₁₋₆ alkyl, 5-9 membered or 6-9 membered heterocyclyl, N(C₁₋₆ alkyl)(5-9 membered or 6-9 membered heterocyclyl), NH(5-9 membered or 6-9 membered heterocyclyl), (5-9 membered or 6-9 membered heterocyclyl)C₁₋₃ alkylene, 5-9 membered or 6-9 membered

ORT-1524

heterocyclyl-O-, C₁₋₆ alkoxy, (C₃₋₆ cycloalkyl)-O-, phenyl, (phenyl)C₁₋₃ alkylene, and (phenyl)C₁₋₃ alkylene-O- where each of above heterocyclyl, phenyl, and alkyl groups may be optionally substituted with from 1 to 3 substituents independently selected from halogen, nitro, cyano, and C₁₋₃ alkyl;

5 (m) Q is substituted with a substituent comprising a 5-9 membered or 6-9 membered heterocyclyl group selected from: pyridyl, pyrimidyl, furyl, thiofuryl, imidazolyl, (imidazolyl)C₁₋₆ alkylene, oxazolyl, thiazolyl, 2,3-dihydro-indolyl, benzimidazolyl, 2-oxobenzimidazolyl, (tetrazolyl)C₁₋₆ alkylene, tetrazolyl, (triazolyl)C₁₋₆ alkylene, triazolyl, (pyrrolyl)C₁₋₆ alkylene, and pyrrolyl;

10 (n) Q is a substituted or unsubstituted *N*-morpholinyl;

(o) R⁸ is hydrogen;

(p) R⁹ is selected from phenyl or 5-9 membered aromatic heterocyclyl, wherein said phenyl or aromatic heterocyclyl is optionally substituted with 1-3 substituents selected from halo, nitro, cyano, and C₁₋₃ alkyl;

15 (q) R⁹ is selected from substituted or unsubstituted phenyl, pyridyl, pyrimidyl, furyl, thiofuryl, imidazolyl, (imidazolyl)C₁₋₆ alkylene, oxazolyl, thiazolyl, 2,3-dihydro-indolyl, benzimidazolyl, 2-oxobenzimidazolyl, (tetrazolyl)C₁₋₆ alkylene, tetrazolyl, (triazolyl)C₁₋₆ alkylene, triazolyl, (pyrrolyl)C₁₋₆ alkylene, and pyrrolyl;

20 (r) R⁹ is substituted or unsubstituted phenyl;

(s) R⁹ is substituted or unsubstituted pyridyl;

(t) wherein n is 1; R¹ and R² are independently selected from C₂ alkyl, or taken together with the nitrogen to which they are attached, they form a non-aromatic 5-6 membered heterocyclyl optionally including an additional

25 heteroatom independently selected from O, S, and N; one of R³, R⁴, and R⁵ is G and the two remaining are H; G is L²Q; L² is methylene; Q is NR⁸R⁹ wherein R⁸ is independently selected from hydrogen, C₁₋₂ alkyl, C₃ alkenyl, 6-9 membered carbocycle, 3-12 membered heterocyclyl (preferably 5-9 or 6-9), phenyl, (5-9-membered heterocyclyl)C₁₋₆ alkylene, and (phenyl) C₁₋₆ alkylene;

30 and R⁹ is independently selected from C₁₋₂ alkyl, C₃ alkenyl, 5-9 membered carbocyclyl, 3-12 membered heterocyclyl (for example, 5-9 membered or 6-9 membered heterocyclyl, and in some cases preferably 6-membered), phenyl, (5-9-membered heterocyclyl)C₁₋₆ alkylene, and (phenyl) C₁₋₆ alkylene; or Q is a

ORT-1524

- saturated 3-13 membered N-linked heterocyclyl (preferably 5-9 or 6-9), wherein, in addition to the N-linking nitrogen, the 3-13 membered heterocyclyl may optionally contain between 1 and 3 additional heteroatoms independently selected from O, S, and N; wherein each of the above alkyl, alkylene, alkenyl, alkenylene, heterocyclyl, cycloalkyl, and aryl groups may each be independently and optionally substituted with between 1 and 3 substituents independently selected from methoxy, halo, amino, nitro, hydroxyl, and C₁₋₃ alkyl; and wherein substituents of Q can be further independently selected from *tert*-butoxycarbonyl, carboxamide, 6-9-membered heterocyclyl, NH(6-membered heterocyclyl), O(6-membered heterocyclyl), phenyl, C₂-hydroxyalkylene, hydroxy, and benzyl, and, where each of above heterocyclyl, phenyl, and alkyl substituent groups of Q may be optionally substituted with trifluoromethyl; or a pharmaceutically acceptable salt, ester, or amide thereof;
- (u) (1) NR¹R² taken together form piperidinyl, pyrrolidinyl, or diethylamino, and (2) Q is selected from substituted or unsubstituted piperidinyl, piperazinyl, pyrrolinyl, pyrrolidinyl, thiomorpholinyl, and morpholinyl;
- (v) (1) NR¹R² taken together form piperidinyl or pyrrolidinyl, (2) n is 1, and (3) Q is selected from morpholinyl and piperidinyl;
- (w) Q is morpholinyl or substituted morpholinyl;
- (x) NR¹R² taken together form piperidinyl, pyrrolidinyl, or diethylamino, n is 1, and wherein Q is NR⁸R⁹ and R⁸ is H and R⁹ is selected from phenyl or aromatic 5-9 membered heterocyclyl, wherein said phenyl or heterocyclyl is optionally substituted with 1-3 substituents selected from halo, nitro, cyano, and C₁₋₃ alkyl; or
- (y) or combinations of the above.

Examples of compounds of the invention include: 1-[4-(4-piperidin-1-ylmethyl-phenyl)-but-3-ynyl]-piperidine; 1-[3-(4-piperidin-1-yl-but-1-ynyl)-benzyl]-piperidine; 4-[3-(4-piperidin-1-yl-but-1-ynyl)-benzyl]-morpholine; 4-[3-(4-piperidin-1-yl-but-1-ynyl)-benzyl]-morpholine dihydrochloride; 1-[4-(4-pyrrolidin-1-yl-but-1-ynyl)-benzyl]-piperidine; diethyl-[4-(4-piperidin-1-ylmethyl-phenyl)-but-3-ynyl]-amine; 4-[4-(4-piperidin-1-ylmethyl-phenyl)-but-3-ynyl]-

ORT-1524

- thiomorpholine; 4-[4-(4-piperidin-1-ylmethyl-phenyl)-but-3-ynyl]-morpholine; 1-methyl-4-[4-(4-piperidin-1-ylmethyl-phenyl)-but-3-ynyl]-piperazine; 1-[4-(4-pyrrolidin-1-ylmethyl-phenyl)-but-3-ynyl]-piperidine; 4-[4-(4-piperidin-1-yl-but-1-ynyl)-benzyl]-morpholine; diethyl-[4-(4-piperidin-1-yl-but-1-ynyl)-benzyl]-amine;
- 5 1-[4-[4-(4-benzyl-piperidin-1-ylmethyl)-phenyl]-but-3-ynyl]-piperidine; 1-[4-(4-piperidin-1-yl-but-1-ynyl)-benzyl]-piperidin-4-ol; 2-[1-[4-(4-piperidin-1-yl-but-1-ynyl)-benzyl]-piperidin-2-yl]-ethanol; 1-[4-(4-piperidin-1-yl-but-1-ynyl)-benzyl]-decahydro-quinoline; 1-[4-(4-piperidin-1-yl-but-1-ynyl)-benzyl]-piperidine-4-carboxylic acid amide; 8-[4-(4-piperidin-1-yl-but-1-ynyl)-benzyl]-1,4-dioxo-8-
- 10 aza-spiro[4.5]decane; 1-methyl-4-[4-(4-piperidin-1-yl-but-1-ynyl)-benzyl]-piperazine; cyclohexyl-[4-(4-piperidin-1-yl-but-1-ynyl)-benzyl]-amine; indan-1-yl-[4-(4-piperidin-1-yl-but-1-ynyl)-benzyl]-amine; 1-phenyl-4-[4-(4-piperidin-1-yl-but-1-ynyl)-benzyl]-piperazine; 1-benzyl-4-[4-(4-piperidin-1-yl-but-1-ynyl)-benzyl]-piperazine; 4-[4-(4-piperidin-1-yl-but-1-ynyl)-benzyl]-piperazine-1-
- 15 carboxylic acid tert-butyl ester; 1-[4-(4-piperidin-1-yl-but-1-ynyl)-benzyl]-piperazine; 1-isopropyl-4-[4-(4-piperidin-1-yl-but-1-ynyl)-benzyl]-piperazine; 1-phenyl-8-[3-(4-piperidin-1-yl-but-1-ynyl)-benzyl]-1,3,8-triaza-spiro[4.5]decan-4-one; 1-[3-(4-piperidin-1-yl-but-1-ynyl)-benzyl]-piperidine-3-carboxylic acid diethylamide; 1-[3-(4-piperidin-1-yl-but-1-ynyl)-benzyl]-1,2,3,4,5,6-hexahydro-
- 20 [2,3']bipyridinyl; 1-[3-(4-piperidin-1-yl-but-1-ynyl)-benzyl]-4-(3-trifluoromethyl-phenyl)-piperazine; 2-[4-[3-(4-piperidin-1-yl-but-1-ynyl)-benzyl]-piperazin-1-yl]-pyrimidine; 1-[3-(4-piperidin-1-yl-but-1-ynyl)-benzyl]-piperidine-4-carboxylic acid amide; methyl-[3-(4-piperidin-1-yl-but-1-ynyl)-benzyl]-(2-pyridin-2-yl-ethyl)-amine; [2-(3,4-dimethoxy-phenyl)-ethyl]-methyl-[3-(4-piperidin-1-yl-but-1-ynyl)-
- 25 benzyl]-amine; 4-[3-(4-piperidin-1-yl-but-1-ynyl)-benzyl]-thiomorpholine; allyl-cyclopentyl-[3-(4-piperidin-1-yl-but-1-ynyl)-benzyl]-amine; 10-[3-(4-piperidin-1-yl-but-1-ynyl)-benzyl]-1,4,7-trioxa-10-aza-cyclododecane; 1-[4-(3-thiazolidin-3-ylmethyl-phenyl)-but-3-ynyl]-piperidine; [2-(1H-indol-3-yl)-ethyl]-methyl-[3-(4-piperidin-1-yl-but-1-ynyl)-benzyl]-amine; 1-[1-[3-(4-piperidin-1-yl-but-1-ynyl)-
- 30 benzyl]-piperidin-4-yl]-1,3-dihydro-benzoimidazol-2-one; phenyl-[3-(4-piperidin-1-yl-but-1-ynyl)-benzyl]-amine; 1-[4-(3-pyrrolidin-1-ylmethyl-phenyl)-but-3-ynyl]-piperidine; 1-[3-(4-piperidin-1-yl-but-1-ynyl)-benzyl]-azacyclotridecane; dimethyl-[4-(4-piperidin-1-ylmethyl-phenyl)-but-3-ynyl]-amine; dimethyl-[4-(4-

ORT-1524

piperidin-1-yl-but-1-ynyl)-benzyl]-amine; phenyl-[4-(4-piperidin-1-yl-but-1-ynyl)-benzyl]-amine; 1-[4-(3-aziridin-1-ylmethyl-phenyl)-but-3-ynyl]-piperidine; 2-{1-[3-(4-piperidin-1-yl-but-1-ynyl)-benzyl]-piperidin-4-yloxy}-pyrimidine; {1-[3-(4-piperidin-1-yl-but-1-ynyl)-benzyl]-piperidin-4-yl}-pyridin-2-yl-amine; 4-[4-(3-morpholin-4-ylmethyl-phenyl)-but-3-ynyl]-morpholine; 4-[3-(4-thiomorpholin-4-yl-but-1-ynyl)-benzyl]-morpholine; 4-[3-(4-piperidin-1-yl-but-1-ynyl)-benzyl]-thiomorpholine; 4-[4-(3-thiomorpholin-4-ylmethyl-phenyl)-but-3-ynyl]-morpholine; 4-[3-(4-thiomorpholin-4-yl-but-1-ynyl)-benzyl]-thiomorpholine; 4-{4-[3-(4-methyl-piperazin-1-ylmethyl)-phenyl]-but-3-ynyl}-morpholine; 4-{4-[3-(4-methyl-piperazin-1-ylmethyl)-phenyl]-but-3-ynyl}-thiomorpholine; 1-methyl-4-[3-(4-piperidin-1-yl-but-1-ynyl)-benzyl]-piperazine; 1-[3-(4-piperidin-1-yl-but-1-ynyl)-benzyl]-piperidin-4-ol; 1-[3-(4-morpholin-4-yl-but-1-ynyl)-benzyl]-piperidin-4-ol; 1-[3-(4-thiomorpholin-4-yl-but-1-ynyl)-benzyl]-piperidin-4-ol; 1-{4-[3-(4-methoxy-piperidin-1-ylmethyl)-phenyl]-but-3-ynyl}-piperidine; 4-{4-[3-(4-methoxy-piperidin-1-ylmethyl)-phenyl]-but-3-ynyl}-morpholine; and 4-{4-[3-(4-methoxy-piperidin-1-ylmethyl)-phenyl]-but-3-ynyl}-thiomorpholine.

Additional compounds include: 1-[4-(4-piperidin-1-ylmethyl-phenyl)-but-3-ynyl]-piperidine; 1-[3-(4-piperidin-1-yl-but-1-ynyl)-benzyl]-piperidine; 4-[3-(4-piperidin-1-yl-but-1-ynyl)-benzyl]-morpholine; 4-[3-(4-piperidin-1-yl-but-1-ynyl)-benzyl]-morpholine dihydrochloride; 1-[4-(4-pyrrolidin-1-yl-but-1-ynyl)-benzyl]-piperidine; 1-[4-(4-pyrrolidin-1-ylmethyl-phenyl)-but-3-ynyl]-piperidine; diethyl-[4-(4-piperidin-1-yl-but-1-ynyl)-benzyl]-amine; 1-[4-(4-piperidin-1-yl-but-1-ynyl)-benzyl]-piperidin-4-ol; 2-{1-[4-(4-piperidin-1-yl-but-1-ynyl)-benzyl]-piperidin-2-yl}-ethanol; 1-[4-(4-piperidin-1-yl-but-1-ynyl)-benzyl]-decahydro-quinoline; 1-[4-(4-piperidin-1-yl-but-1-ynyl)-benzyl]-piperidine-4-carboxylic acid amide; 8-[4-(4-piperidin-1-yl-but-1-ynyl)-benzyl]-1,4-dioxo-8-aza-spiro[4.5]decane; 1-methyl-4-[4-(4-piperidin-1-yl-but-1-ynyl)-benzyl]-piperazine; cyclohexyl-[4-(4-piperidin-1-yl-but-1-ynyl)-benzyl]-amine; indan-1-yl-[4-(4-piperidin-1-yl-but-1-ynyl)-benzyl]-amine; 1-[4-(4-piperidin-1-yl-but-1-ynyl)-benzyl]-piperazine; 1-isopropyl-4-[4-(4-piperidin-1-yl-but-1-ynyl)-benzyl]-piperazine; 1-phenyl-8-[3-(4-piperidin-1-yl-but-1-ynyl)-benzyl]-1,3,8-triaza-spiro[4.5]decan-4-one; 1-[3-(4-piperidin-1-yl-but-1-ynyl)-benzyl]-piperidine-4-carboxylic acid amide; 4-[3-(4-piperidin-1-yl-but-1-

ORT-1524

ynyl)-benzyl]-thiomorpholine; allyl-cyclopentyl-[3-(4-piperidin-1-yl-but-1-ynyl)-
 benzyl]-amine; 10-[3-(4-piperidin-1-yl-but-1-ynyl)-benzyl]-1,4,7-trioxa-10-aza-
 cyclododecane; 1-[4-(3-thiazolidin-3-ylmethyl-phenyl)-but-3-ynyl]-piperidine; [2-
 (1H-indol-3-yl)-ethyl]-methyl-[3-(4-piperidin-1-yl-but-1-ynyl)-benzyl]-amine; 1-[1-
 5 [3-(4-piperidin-1-yl-but-1-ynyl)-benzyl]-piperidin-4-yl]-1,3-dihydro-
 benzoimidazol-2-one; and 1-[4-(3-pyrrolidin-1-ylmethyl-phenyl)-but-3-ynyl]-
 piperidine.

More preferred compounds include: 4-[3-(4-piperidin-1-yl-but-1-ynyl)-
 10 benzyl]-morpholine and 4-[4-(4-piperidin-1-yl-but-1-ynyl)-benzyl]-morpholine;
 and particularly the former.

Additional examples of compounds include: 1-[3-(4-piperidin-1-yl-but-1-
 ynyl)-benzyl]-piperidine; 4-[3-(4-piperidin-1-yl-but-1-ynyl)-benzyl]-morpholine; 4-
 15 [3-(4-piperidin-1-yl-but-1-ynyl)-benzyl]-morpholine dihydrochloride; 1-phenyl-8-
 [3-(4-piperidin-1-yl-but-1-ynyl)-benzyl]-1,3,8-triaza-spiro[4.5]decan-4-one; 1-[3-
 (4-piperidin-1-yl-but-1-ynyl)-benzyl]-piperidine-3-carboxylic acid diethylamide;
 1-[3-(4-piperidin-1-yl-but-1-ynyl)-benzyl]-1,2,3,4,5,6-hexahydro-[2,3']bipyridinyl;
 1-[3-(4-piperidin-1-yl-but-1-ynyl)-benzyl]-4-(3-trifluoromethyl-phenyl)-piperazine;
 20 2-{4-[3-(4-piperidin-1-yl-but-1-ynyl)-benzyl]-piperazin-1-yl}-pyrimidine; 1-[3-(4-
 piperidin-1-yl-but-1-ynyl)-benzyl]-piperidine-4-carboxylic acid amide; methyl-[3-
 (4-piperidin-1-yl-but-1-ynyl)-benzyl]-(2-pyridin-2-yl-ethyl)-amine; [2-(3,4-
 dimethoxy-phenyl)-ethyl]-methyl-[3-(4-piperidin-1-yl-but-1-ynyl)-benzyl]-amine;
 4-[3-(4-piperidin-1-yl-but-1-ynyl)-benzyl]-thiomorpholine; allyl-cyclopentyl-[3-(4-
 25 piperidin-1-yl-but-1-ynyl)-benzyl]-amine; 10-[3-(4-piperidin-1-yl-but-1-ynyl)-
 benzyl]-1,4,7-trioxa-10-aza-cyclododecane; 1-[4-(3-thiazolidin-3-ylmethyl-
 phenyl)-but-3-ynyl]-piperidine; [2-(1H-indol-3-yl)-ethyl]-methyl-[3-(4-piperidin-1-
 yl-but-1-ynyl)-benzyl]-amine; 1-[1-[3-(4-piperidin-1-yl-but-1-ynyl)-benzyl]-
 piperidin-4-yl]-1,3-dihydro-benzoimidazol-2-one; phenyl-[3-(4-piperidin-1-yl-but-
 30 1-ynyl)-benzyl]-amine; 1-[4-(3-pyrrolidin-1-ylmethyl-phenyl)-but-3-ynyl]-
 piperidine; and 1-[3-(4-piperidin-1-yl-but-1-ynyl)-benzyl]-azacyclotridecane.

ORT-1524

Further examples include: dimethyl-[4-(4-piperidin-1-ylmethyl-phenyl)-but-3-ynyl]-amine; dimethyl-[4-(4-piperidin-1-yl-but-1-ynyl)-benzyl]-amine; phenyl-[4-(4-piperidin-1-yl-but-1-ynyl)-benzyl]-amine; 1-[4-(3-aziridin-1-ylmethyl-phenyl)-but-3-ynyl]-piperidine; 2-{1-[3-(4-piperidin-1-yl-but-1-ynyl)-benzyl]-piperidin-4-yloxy}-pyrimidine; {1-[3-(4-piperidin-1-yl-but-1-ynyl)-benzyl]-piperidin-4-yl}-pyridin-2-yl-amine; 4-[4-(3-morpholin-4-ylmethyl-phenyl)-but-3-ynyl]-morpholine; 4-[3-(4-thiomorpholin-4-yl-but-1-ynyl)-benzyl]-morpholine; 4-[3-(4-piperidin-1-yl-but-1-ynyl)-benzyl]-thiomorpholine; 4-[4-(3-thiomorpholin-4-ylmethyl-phenyl)-but-3-ynyl]-morpholine; 4-[3-(4-thiomorpholin-4-yl-but-1-ynyl)-benzyl]-thiomorpholine; 4-{4-[3-(4-methyl-piperazin-1-ylmethyl)-phenyl]-but-3-ynyl}-morpholine; 4-{4-[3-(4-methyl-piperazin-1-ylmethyl)-phenyl]-but-3-ynyl}-thiomorpholine; 1-methyl-4-[3-(4-piperidin-1-yl-but-1-ynyl)-benzyl]-piperazine; 1-[3-(4-piperidin-1-yl-but-1-ynyl)-benzyl]-piperidin-4-ol; 1-[3-(4-morpholin-4-yl-but-1-ynyl)-benzyl]-piperidin-4-ol; 1-[3-(4-thiomorpholin-4-yl-but-1-ynyl)-benzyl]-piperidin-4-ol; 1-[4-[3-(4-methoxy-piperidin-1-ylmethyl)-phenyl]-but-3-ynyl]-piperidine; 4-[4-[3-(4-methoxy-piperidin-1-ylmethyl)-phenyl]-but-3-ynyl]-morpholine; and 4-[4-[3-(4-methoxy-piperidin-1-ylmethyl)-phenyl]-but-3-ynyl]-thiomorpholine.

20 The invention also provides compounds that are useful as synthetic intermediates of the compounds of the invention. Such compounds, which themselves may or may not have pharmaceutical activity, include those provided in the schemes and synthetic examples.

25 The invention also contemplates compounds isotopically-labelled to be detectable by positron emission tomography (PET) or single-photon emission computed tomography (SPECT) useful for studying H₃-mediated disorders.

30 During any of the processes for preparation of the compounds of the present invention, it may be necessary and/or desirable to protect sensitive or reactive groups on any of the molecules concerned. In addition, compounds of the invention may be modified by using protecting groups; such compounds, precursors, or prodrugs are also within the scope of the invention. This may be

ORT-1524

achieved by means of conventional protecting groups, such as those described in "Protective Groups in Organic Chemistry", ed. J.F.W. McOmie, Plenum Press, 1973; and T.W. Greene & P.G.M. Wuts, "Protective Groups in Organic Synthesis", 3rd ed., John Wiley & Sons, 1999. The protecting groups may be
5 removed at a convenient subsequent stage using methods known from the art.

HYDROXYL PROTECTING GROUPS

Protection for the hydroxyl group includes methyl ethers, substituted
10 methyl ethers, substituted ethyl ethers, substituted benzyl ethers, and silyl ethers.

Substituted Methyl Ethers

Examples of substituted methyl ethers include methoxymethyl, methylthiomethyl, *t*-butylthiomethyl, (phenyldimethylsilyl)methoxymethyl, benzyloxymethyl, *p*-methoxybenzyloxymethyl, (4-methoxyphenoxy)methyl, guaiacolmethyl, *t*-butoxymethyl, 4-pentenylloxymethyl, siloxymethyl, 2-methoxyethoxymethyl, 2,2,2-trichloroethoxymethyl, bis(2-chloroethoxy)methyl, 2-(trimethylsilyl)ethoxymethyl, tetrahydropyranyl, 3-bromotetrahydropyranyl, tetrahydrothiopyranyl, 1-methoxycyclohexyl, 4-methoxytetrahydropyranyl, 4-methoxytetrahydrothiopyranyl, 4-methoxytetrahydrothiopyranyl S,S-dioxido, 1-[(2-chloro-4-methyl)phenyl]-4-methoxypiperidin-4-yl, 1,4-dioxan-2-yl, tetrahydrofuranyl, tetrahydrothiofuranyl and 2,3,3a,4,5,6,7,7a-octahydro-7,8,8-trimethyl-4,7-methanobenzofuran-2-yl.

25

Substituted Ethyl Ethers

Examples of substituted ethyl ethers include 1-ethoxyethyl, 1-(2-chloroethoxy)ethyl, 1-methyl-1-methoxyethyl, 1-methyl-1-benzyloxyethyl, 1-methyl-1-benzyloxy-2-fluoroethyl, 2,2,2-trichloroethyl, 2-trimethylsilylethyl, 2-(phenylselenyl)ethyl, *t*-butyl, allyl, *p*-chlorophenyl, *p*-methoxyphenyl, 2,4-dinitrophenyl, and benzyl.

30

Substituted Benzyl Ethers

ORT-1524

Examples of substituted benzyl ethers include *p*-methoxybenzyl, 3,4-dimethoxybenzyl, *o*-nitrobenzyl, *p*-nitrobenzyl, *p*-halobenzyl, 2,6-dichlorobenzyl, *p*-cyanobenzyl, *p*-phenylbenzyl, 2- and 4-picolyl, 3-methyl-2-picolyl N-oxido, diphenylmethyl, *p*, *p*'-dinitrobenzhydryl, 5-dibenzosuberyl, triphenylmethyl, α -naphthylidiphenylmethyl, *p*-methoxyphenyldiphenylmethyl, di(*p*-methoxyphenyl)phenylmethyl, tri(*p*-methoxyphenyl)methyl, 4-(4'-bromophenacyloxy)phenyldiphenylmethyl, 4,4',4''-tris(4,5-dichlorophthalimidophenyl)methyl, 4,4',4''-tris(levulinoyloxyphenyl)methyl, 4,4',4''-tris(benzoyloxyphenyl)methyl, 3-(Imidazol-1-ylmethyl)bis(4',4''-dimethoxyphenyl)methyl, 1,1-bis(4-methoxyphenyl)-1'-pyrenylmethyl, 9-anthryl, 9-(9-phenyl)xanthenyl, 9-(9-phenyl-10-oxo)anthryl, 1,3-benzodithiolan-2-yl, and benzisothiazolyl S,S-dioxido.

Silyl Ethers

Examples of silyl ethers include trimethylsilyl, triethylsilyl, triisopropylsilyl, dimethylisopropylsilyl, diethylisopropylsilyl, dimethylhexylsilyl, *t*-butyldimethylsilyl, *t*-butyldiphenylsilyl, tribenzylsilyl, tri-*p*-xylylsilyl, triphenylsilyl, diphenylmethylsilyl, and *t*-butylmethoxyphenylsilyl.

Esters

In addition to ethers, a hydroxyl group may be protected as an ester. Examples of esters include formate, benzoylformate, acetate, chloroacetate, dichloroacetate, trichloroacetate, trifluoroacetate, methoxyacetate, triphenylmethoxyacetate, phenoxyacetate, *p*-chlorophenoxyacetate, *p*-P-phenylacetate, 3-phenylpropionate, 4-oxopentanoate(levulinate), 4,4-(ethylenedithio)pentanoate, pivaloate, adamantate, crotonate, 4-methoxycrotonate, benzoate, *p*-phenylbenzoate, 2,4,6-trimethylbenzoate(mesitoate)

Carbonates

Examples of carbonates include methyl, 9-fluorenylmethyl, ethyl, 2,2,2-trichloroethyl, 2-(trimethylsilyl)ethyl, 2-(phenylsulfonyl)ethyl, 2-

ORT-1524

(triphenylphosphonio)ethyl, isobutyl, vinyl, allyl, *p*-nitrophenyl, benzyl, *p*-methoxybenzyl, 3,4-dimethoxybenzyl, *o*-nitrobenzyl, *p*-nitrobenzyl, *S*-benzyl thiocarbonate, 4-ethoxy-1-naphthyl, and methyl dithiocarbonate.

5 Assisted Cleavage

Examples of assisted cleavage include 2-iodobenzoate, 4-azidobutyrate, 4-nitro-4-methylpentanoate, *o*-(dibromomethyl)benzoate, 2-formylbenzenesulfonate, 2-(methylthiomethoxy)ethyl carbonate, 4-(methylthiomethoxy)butyrate, and 2-(methylthiomethoxymethyl)benzoate.

10

Miscellaneous Esters

Examples of miscellaneous esters include 2,6-dichloro-4-methylphenoxyacetate, 2,6-dichloro-4-(1,1,3,3-tetramethylbutyl)phenoxyacetate, 2,4-bis(1,1-dimethylpropyl)phenoxyacetate, 15 chlorodiphenylacetate, isobutyrate, monosuccinoate, (E)-2-methyl-2-butenate(tigloate), *o*-(methoxycarbonyl)benzoate, *p*-P-benzoate, α -naphthoate, nitrate, alkyl N,N,N',N'-tetramethylphosphorodiamidate, N-phenylcarbamate, borate, dimethylphosphinothioyl, and 2,4-dinitrophenylsulfenate

20

Sulfonates

Examples of sulfonates include sulfate, methanesulfonate(mesylate), benzyisulfonate, and tosylate.

25 PROTECTION FOR 1,2- AND 1,3-DIOLS

Cyclic Acetals and Ketals

Examples of cyclic acetals and ketals include methylene, ethylidene, 1-*t*-butylethylidene, 1-phenylethylidene, (4-methoxyphenyl)ethylidene, 2,2,2-trichloroethylidene, acetonide (isopropylidene), cyclopentylidene, 30 cyclohexylidene, cycloheptylidene, benzylidene, *p*-methoxybenzylidene, 2,4-dimethoxybenzylidene, 3,4-dimethoxybenzylidene, and 2-nitrobenzylidene.

ORT-1524

Cyclic Ortho Esters

Examples of cyclic ortho esters include methoxymethylene, ethoxymethylene, dimethoxymethylene, 1-methoxyethylidene, 1-ethoxyethylidene, 1,2-dimethoxyethylidene, α -methoxybenzylidene, 1-(N,N-dimethylamino)ethylidene derivative, α -(N,N-dimethylamino)benzylidene derivative, and 2-oxacyclopentylidene.

Silyl Derivatives

Examples of silyl derivatives include di-*t*-butylsilylene group, and 1,3-(1,1,3,3-tetraisopropylidisiloxanylidene) derivative.

AMINO PROTECTING GROUPS

Protection for the amino group includes carbamates, amides, and special –NH protective groups.

Examples of carbamates include methyl and ethyl carbamates, substituted ethyl carbamates, assisted cleavage carbamates, photolytic cleavage carbamates, urea-type derivatives, and miscellaneous carbamates.

Carbamates

Examples of methyl and ethyl carbamates include methyl and ethyl, 9-fluorenylmethyl, 9-(2-sulfo)fluorenylmethyl, 9-(2,7-dibromo)fluorenylmethyl, 2,7-di-*t*-butyl-[9-(10,10-dioxo-10,10,10,10-tetrahydrothioxanthyl)]methyl, and 4-methoxyphenacyl.

Substituted Ethyl

Examples of substituted ethyl carbamates include 2,2,2-trichloroethyl, 2-trimethylsilylethyl, 2-phenylethyl, 1-(1-adamantyl)-1-methylethyl, 1,1-dimethyl-2-haloethyl, 1,1-dimethyl-2,2-dibromoethyl, 1,1-dimethyl-2,2,2-trichloroethyl, 1-methyl-1-(4-biphenyl)ethyl, 1-(3,5-di-*t*-butylphenyl)-1-methylethyl, 2-(2'- and 4'-pyridyl)ethyl, 2-(N,N-dicyclohexylcarboxamido)ethyl, *t*-butyl, 1-adamantyl, vinyl, allyl, 1-isopropylallyl, cinnamyl, 4-nitrocinnamyl, 8-quinolyl, N-

ORT-1524

hydroxypiperidiny, alkylidithio, benzyl, *p*-methoxybenzyl, *p*-nitrobenzyl, *p*-bromobenzyl, *p*-chlorobenzyl, 2,4-dichlorobenzyl, 4-methylsulfinylbenzyl, 9-anthrylmethyl and diphenylmethyl.

5 Assisted Cleavage

Examples of assisted cleavage include 2-methylthioethyl, 2-methylsulfonylethyl, 2-(*p*-toluenesulfonyl)ethyl, [2-(1,3-dithianyl)]methyl, 4-methylthiophenyl, 2,4-dimethylthiophenyl, 2-phosphonioethyl, 2-triphenylphosphonioisopropyl, 1,1-dimethyl-2-cyanoethyl, *m*-chloro-*p*-
10 acyloxybenzyl, *p*-(dihydroxyboryl)benzyl, 5-benzisoxazolymethyl, and 2-(trifluoromethyl)-6-chromonylmethyl.

Photolytic Cleavage

Examples of photolytic cleavage include *m*-nitrophenyl, 3,5-
15 dimethoxybenzyl, *o*-nitrobenzyl, 3,4-dimethoxy-6-nitrobenzyl, and phenyl(*o*-nitrophenyl)methyl.

Urea-Type Derivatives

Examples of urea-type derivatives include phenothiazinyl-(10)-carbonyl
20 derivative, N'-*p*-toluenesulfonylaminocarbonyl, and N'-phenylaminothiocarbonyl.

Miscellaneous Carbamates

Examples of miscellaneous carbamates include *t*-amyl, S-benzyl
25 thiocarbamate, *p*-cyanobenzyl, cyclobutyl, cyclohexyl, cyclopentyl, cyclopropylmethyl, *p*-decyloxybenzyl, diisopropylmethyl, 2,2-dimethoxycarbonylvinyl, *o*-(N,N-dimethylcarboxamido)benzyl, 1,1-dimethyl-3-(N,N-dimethylcarboxamido)propyl, 1,1-dimethylpropynyl, di(2-pyridyl)methyl, 2-furanylmethyl, 2-iodoethyl, isobornyl, isobutyl, isonicotinyl, *p*-(*p*'-
30 methoxyphenylazo)benzyl, 1-methylcyclobutyl, 1-methylcyclohexyl, 1-methyl-1-cyclopropylmethyl, 1-methyl-1-(3,5-dimethoxyphenyl)ethyl, 1-methyl-1-(*p*-phenylazophenyl)ethyl, 1-methyl-1-phenylethyl, 1-methyl-1-(4-pyridyl)ethyl,

ORT-1524

phenyl, *p*-(phenylazo)benzyl, 2,4,6-tri-*t*-butylphenyl, 4-(trimethylammonium)benzyl, and 2,4,6-trimethylbenzyl.

Examples of amides include:

5

Amides

N-formyl, N-acetyl, N-chloroacetyl, N-trichloroacetyl, N-trifluoroacetyl, N-phenylacetyl, N-3-phenylpropionyl, N-picolinoyl, N-3-pyridylcarboxamide, N-benzoylphenylalanyl derivative, N-benzoyl, N-*p*-phenylbenzoyl.

10

Assisted Cleavage

N-*o*-nitrophenylacetyl, N-*o*-nitrophenoxyacetyl, N-acetoacetyl, (N'-dithiobenzyloxycarbonylamino)acetyl, N-3-(*p*-hydroxyphenyl)propionyl, N-3-(*o*-nitrophenyl)propionyl, N-2-methyl-2-(*o*-nitrophenoxy)propionyl, N-2-methyl-2-(*o*-phenylazophenoxy)propionyl, N-4-chlorobutyryl, N-3-methyl-3-nitrobutyryl, N-*o*-nitrocinnamoyl, N-acetylmethionine derivative, N-*o*-nitrobenzoyl, N-*o*-(benzoyloxymethyl)benzoyl, and 4,5-diphenyl-3-oxazolin-2-one.

15

Cyclic Imide Derivatives

N-phthalimide, N-dithiasuccinoyl, N-2,3-diphenylmaleoyl, N-2,5-dimethylpyrrolyl, N-1,1,4,4-tetramethyldisilylazacyclopentane adduct, 5-substituted 1,3-dimethyl-1,3,5-triazacyclohexan-2-one, 5-substituted 1,3-dibenzyl-1,3,5-triazacyclohexan-2-one, and 1-substituted 3,5-dinitro-4-pyridonyl.

25

SPECIAL – NH PROTECTIVE GROUPS

Examples of special NH protective groups include:

30

N-Alkyl and N-Aryl Amines

N-methyl, N-allyl, N-[2-(trimethylsilyl)ethoxy]methyl, N-3-acetoxypropyl, N-(1-isopropyl-4-nitro-2-oxo-3-pyrrolin-3-yl), quaternary ammonium salts, N-benzyl, N-4-methoxybenzyl, N-di(4-methoxyphenyl)methyl, N-5-dibenzosuberyl,

ORT-1524

N-triphenylmethyl, N-(4-methoxyphenyl)diphenylmethyl, N-9-phenylfluorenyl, N-2,7-dichloro-9-fluorenylmethylene, N-ferrocenylmethyl, and N-2-picolylamine N'-oxide.

5 Imine Derivatives

N-1,1-dimethylthiomethylene, N-benzylidene, N-*p*-methoxybenzylidene, N-diphenylmethylene, N-[(2-pyridyl)mesityl]methylene, and N-(N',N'-dimethylaminomethylene).

10 PROTECTION FOR THE CARBONYL GROUP

Acyclic Acetals and Ketals

Examples of acyclic acetals and ketals include dimethyl, bis(2,2,2-trichloroethyl), dibenzyl, bis(2-nitrobenzyl) and diacetyl.

15

Cyclic Acetals and Ketals

Examples of cyclic acetals and ketals include 1,3-dioxanes, 5-methylene-1,3-dioxane, 5,5-dibromo-1,3-dioxane, 5-(2-pyridyl)-1,3-dioxane, 1,3-dioxolanes, 4-bromomethyl-1,3-dioxolane, 4-(3-butenyl)-1,3-dioxolane, 4-phenyl-1,3-dioxolane, 4-(2-nitrophenyl)-1,3-dioxolane, 4,5-dimethoxymethyl-1,3-dioxolane, O,O'-phenylenedioxy and 1,5-dihydro-3H-2,4-benzodioxepin.

20

Acyclic Dithio Acetals and Ketals

Examples of acyclic dithio acetals and ketals include S,S'-dimethyl, S,S'-diethyl, S,S'-dipropyl, S,S'-dibutyl, S,S'-dipentyl, S,S'-diphenyl, S,S'-dibenzyl and S,S'-diacetyl.

25

Cyclic Dithio Acetals and Ketals

Examples of cyclic dithio acetals and ketals include 1,3-dithiane, 1,3-dithiolane and 1,5-dihydro-3H-2,4-benzodithiepin.

30

Acyclic Monothio Acetals and Ketals

ORT-1524

Examples of acyclic monothio acetals and ketals include O-trimethylsilyl-S-alkyl, O-methyl-S-alkyl or -S-phenyl and O-methyl-S-2-(methylthio)ethyl.

Cyclic Monothio Acetals and Ketals

- 5 Examples of cyclic monothio acetals and ketals include 1,3-oxathiolanes.

MISCELLANEOUS DERIVATIVES

O-Substituted Cyanohydrins

- 10 Examples of O-substituted cyanohydrins include O-acetyl, O-trimethylsilyl, O-1-ethoxyethyl and O-tetrahydropyranyl.

Substituted Hydrazones

- 15 Examples of substituted hydrazones include N,N-dimethyl and 2,4-dinitrophenyl.

Oxime Derivatives

- 20 Examples of oxime derivatives include O-methyl, O-benzyl and O-phenylthiomethyl.

Imines

Substituted Methylene Derivatives, Cyclic Derivatives

- 25 Examples of substituted methylene and cyclic derivatives include oxazolidines, 1-methyl-2-(1'-hydroxyalkyl)imidazoles, N,N'-dimethylimidazolidines, 2,3-dihydro-1,3-benzothiazoles, diethylamine adducts, and methylaluminum bis(2,6-di-*t*-butyl-4-methylphenoxide)(MAD)complex.

MONOPROTECTION OF DICARBONYL COMPOUNDS

- 30 Selective Protection Of α -and β -Diketones

Examples of selective protection of α -and β -diketones include enamines, enol acetates, enol ethers, methyl, ethyl, *i*-butyl, piperidinyl,

ORT-1524

morpholinyl, 4-methyl-1,3-dioxolanyl, pyrrolidinyl, benzyl, S-butyl, and trimethylsilyl.

Cyclic Ketals, Monothio and Dithio Ketals

- 5 Examples of cyclic ketals, monothio and dithio ketals include bismethylenedioxy derivatives and tetramethylbismethylenedioxy derivatives.

PROTECTION FOR THE CARBOXYL GROUP

10 Esters

Substituted Methyl Esters

- Examples of substituted methyl esters include 9-fluorenylmethyl, methoxymethyl, methylthiomethyl, tetrahydropyranyl, tetrahydrofuranyl, methoxyethoxymethyl, 2-(trimethylsilyl)ethoxymethyl, benzyloxymethyl, 15 phenacyl, *p*-bromophenacyl, α -methylphenacyl, *p*-methoxyphenacyl, carboxamidomethyl, and N-phthalimidomethyl.

2-Substituted Ethyl Esters

- 20 Examples of 2-substituted ethyl esters include 2,2,2-trichloroethyl, 2-haloethyl, ω -chloroalkyl, 2-(trimethylsilyl)ethyl, 2-methylthioethyl, 1,3-dithianyl-2-methyl, 2-(*p*-nitrophenylsulfenyl)ethyl, 2-(*p*-toluenesulfonyl)ethyl, 2-(2'-pyridyl)ethyl, 2-(diphenylphosphino)ethyl, 1-methyl-1-phenylethyl, *t*-butyl, cyclopentyl, cyclohexyl, allyl, 3-buten-1-yl, 4-(trimethylsilyl)-2-buten-1-yl, 25 cinnamyl, α -methylcinnamyl, phenyl, *p*-(methylmercapto)phenyl and benzyl.

Substituted Benzyl Esters

- Examples of substituted benzyl esters include triphenylmethyl, diphenylmethyl, bis(*o*-nitrophenyl)methyl, 9-anthrylmethyl, 2-(9,10-dioxo)anthrylmethyl, 5-dibenzosuberil, 1-pyrenylmethyl, 2-(trifluoromethyl)-6-chromylmethyl, 2,4,6-trimethylbenzyl, *p*-bromobenzyl, *o*-nitrobenzyl, 30 *p*-nitrobenzyl, *p*-methoxybenzyl, 2,6-dimethoxybenzyl, 4-(methylsulfinyl)benzyl, 4-sulfobenzyl, piperonyl, 4-picolyl and *p*-P-benzyl.

ORT-1524

Silyl Esters

Examples of silyl esters include trimethylsilyl, triethylsilyl, *t*-butyldimethylsilyl, *i*-propyldimethylsilyl, phenyldimethylsilyl and di-*t*-butylmethylsilyl.

Activated Esters

Examples of activated esters include thiols.

10 Miscellaneous Derivatives

Examples of miscellaneous derivatives include oxazoles, 2-alkyl-1,3-oxazolines, 4-alkyl-5-oxo-1,3-oxazolidines, 5-alkyl-4-oxo-1,3-dioxolanes, ortho esters, phenyl group and pentaaminocobalt(III) complex.

15 Stannyl Esters

Examples of stannyl esters include triethylstannyl and tri-*n*-butylstannyl.

AMIDES AND HYDRAZIDES

20 Amides

Examples of amides include N,N-dimethyl, pyrrolidinyl, piperidinyl, 5,6-dihydrophenanthridinyl, *o*-nitroanilides, N-7-nitroindolyl, N-8-Nitro-1,2,3,4-tetrahydroquinolyl, and *p*-P-benzenesulfonamides.

25 Hydrazides

Examples of hydrazides include N-phenyl and N,N'-diisopropyl.

The compounds of the invention can be prepared according to the methods described in the next section.

30

C. Synthesis

ORT-1524

The compounds of the invention can be prepared according to traditional synthetic organic methods and matrix or combinatorial chemistry methods, as shown in Schemes 1 – 5 below and in Examples 1 – 76. A person of ordinary skill will be aware of variations and adaptations of the schemes and examples provided to achieve the compounds of the invention.

One skilled in the art will recognize that synthesis of the compounds of the present invention may be effected by purchasing intermediate or protected intermediate compounds described in any of the Schemes disclosed herein.

10 Throughout the schemes when the reacting functionality is located at R^3 , one skilled in the art will recognize that the choice of R^3 is illustrative only and that the reacting functionality could also be located at R^4 and R^5 also.

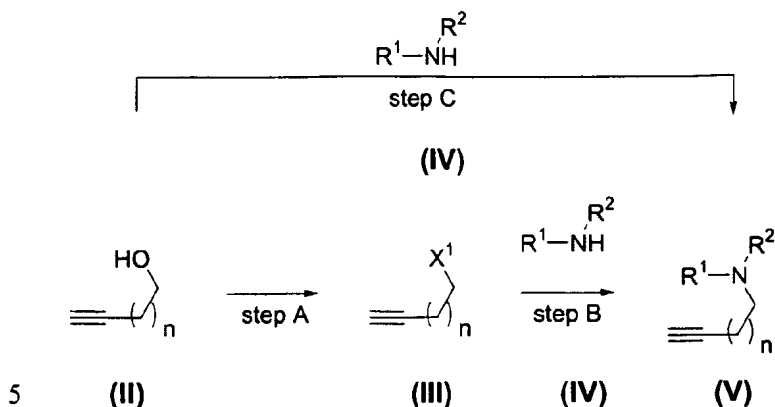
One skilled in the art will further recognize that during any of the processes for preparation of the compounds of the present invention, it may be necessary and/or desirable to protect sensitive or reactive groups on any of the molecules concerned. This may be achieved by means of conventional protecting groups, such as those described in "Protective Groups in Organic Chemistry", ed. J.F.W. McOmie, Plenum Press, 1973; and T.W. Greene & P.G.M. Wuts, "Protective Groups in Organic Synthesis", John Wiley & Sons, 1991. The protecting groups may be removed at a convenient subsequent stage using methods known from the art.

Throughout the schemes when the reacting functionality is located at R^5 , one skilled in the art will recognize that the choice of R^5 is illustrative only and that the reacting functionality could also be located at R^3 and/or R^4 .

Compounds of formula (V) may be prepared according to the processes outlined in Scheme 1.

ORT-1524

Scheme 1.

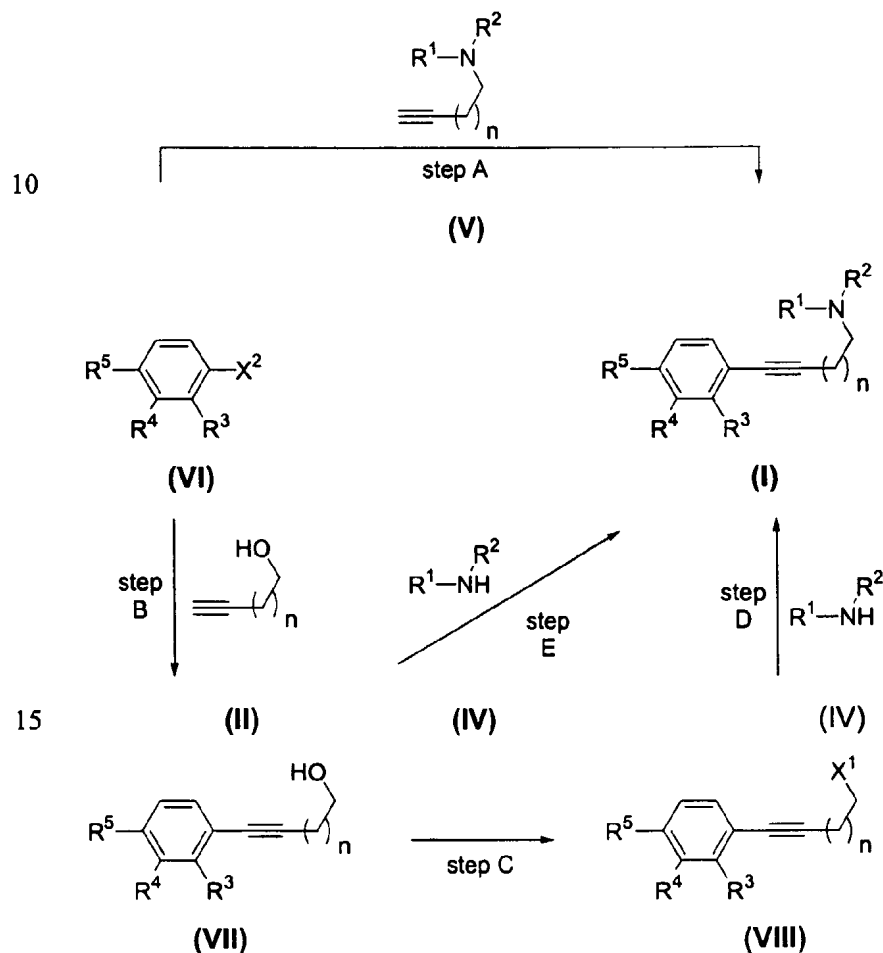


A compound of formula (V) is prepared as outlined in Scheme 1 from a compound of formula (II). A compound of formula (II) is reacted with a reagent capable of converting a hydroxyl function into a leaving group X¹ under hydroxyl activation conditions. In a preferred embodiment, leaving group X¹ is a sulfonate ester, obtained by reacting a compound of formula (III) with an alkyl or arylsulfonyl chloride in a solvent such as benzene, DCM, DCE, THF, hexane, or pentane in the presence of a base such as pyridine or TEA at temperature from −78 °C to 50 °C. In a particularly preferred embodiment, a compound of formula (II) is reacted with *p*-toluenesulfonyl chloride or methanesulfonyl chloride in DCM in the presence of TEA at a temperature between 0 °C and room temperature. A compound of formula (V) is obtained from a compound of formula (III) by reacting a compound of formula (IV) with a compound of formula (III) under nucleophilic displacement conditions, either neat or in a solvent such as methanol, ethanol, propanol, n-butanol, DMF, or DME in the presence or absence of a base such as sodium carbonate, potassium carbonate, cesium carbonate, triethylamine, or tetramethylguanidine at a temperature from 0 °C to 100 °C. One skilled in the art will recognize that the use of water as a cosolvent may increase the rate and reduce by-product formation in these reactions. In a preferred embodiment the solvent is water, ethanol, or a mixture of water and ethanol or propanol, the base is sodium or potassium carbonate or absent, and the temperature is room temperature to 80 °C. In a particularly preferred embodiment, the solvent is ethanol, no

ORT-1524

exogenous base is used, and the temperature is 0 °C to room temperature. A compound of formula (V) may also be obtained from a compound of formula (II) by reaction of a compound of formula (IV) in the presence of a trialkylphosphonium halide such as (cyanomethyl)trimethylphosphonium iodide and a base such as DIPEA in a solvent such as propionitrile at 90 °C.

Compounds of formula (I) may be prepared according to the processes outlined in Scheme 2.

Scheme 2.

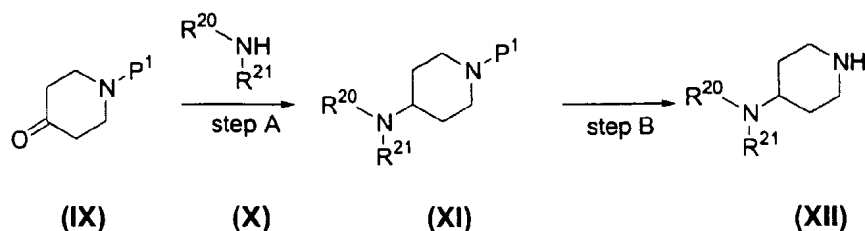
A compound of formula (I) is prepared from a compound of formula (VI) as shown in Scheme 2. A compound of formula (VI), in which the group X^2 denotes a leaving group such as trifluoromethanesulfonate, iodide, bromide, or

ORT-1524

chloride, is reacted with a compound of formula (II) under Sonogashira conditions in the presence of a palladium-containing entity such as palladium on carbon, $\text{Pd}(\text{PPh}_3)_2\text{Cl}_2$, $\text{Pd}_2(\text{dba})_3$, $\text{Pd}_2(\text{dba})_3 \bullet \text{CHCl}_3$, $\text{Pd}(\text{P}^t\text{Bu}_3)_2$, $\text{Pd}_2(\text{dba})_3 \bullet \text{CHCl}_3 / \text{Pd}(\text{P}^t\text{Bu}_3)_2$, $\text{Pd}(\text{OAc})_2$, $\text{Pd}(\text{PhCN})_2\text{Cl}_2$, and PdCl_2 and a base such as triethylamine, DIEA, di-*iso*-propylamine, sodium carbonate, potassium carbonate, or cesium carbonate in a solvent such as THF, DME, dioxane, DCE, DCM, toluene, and acetonitrile at a temperature from 0 °C to 100 °C. One skilled in the art will recognize that the use of substoichiometric quantities of a copper salt such as CuI or CuBrMe_2S and phosphine ligands such as PPh_3 or P^tBu_3 may be necessary. One skilled in the art will further realize that the use of water as a cosolvent may accelerate the reaction and prevent the formation of byproducts. In a preferred embodiment, the palladium source is $\text{Pd}_2(\text{dba})_3 \bullet \text{CHCl}_3 / \text{Pd}(\text{P}^t\text{Bu}_3)_2$, $\text{Pd}(\text{PPh}_3)_2\text{Cl}_2$, or palladium on carbon, the base is triethylamine or potassium carbonate, the solvent is THF, or a mixture of DME and water, and the temperature is between room temperature and 80 °C. In a particularly preferred embodiment, the palladium source is $\text{Pd}(\text{PPh}_3)_2\text{Cl}_2$, the base is triethylamine, the solvent is THF, a catalytic quantity of CuI or CuBrMe_2S is used, and the reaction temperature is room temperature to reflux temperature. A compound of formula (I) is obtained from a compound of formula (VII) in analogy with Scheme 1, steps A and B, or by analogy with Scheme 1 step C. A compound of formula (I) may also be obtained directly from a compound of formula (VI) by reaction with a compound of formula (V) under Sonogashira conditions.

Compounds of formula (XII) may be prepared according to the processes outlined in Scheme 3.

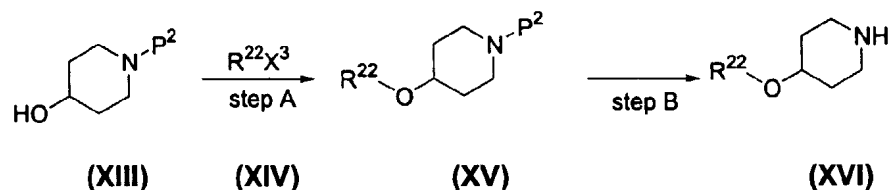
Scheme 3



ORT-1524

A compound of formula (XII) is prepared as outlined in Scheme 3 from a compound of formula (IX). One skilled in the art will be capable of selecting a suitable protecting group P^1 for the compound of formula (IX). A compound of formula (IX) is reacted with a compound of formula (X) under reductive amination conditions in the presence of a reducing agent such as $\text{NaBH}(\text{OAc})_3$ in a solvent such as DCE or THF at a temperature from 0 °C to 80 °C. One skilled in the art will recognize that the addition of an acid such as acetic acid may accelerate the reaction and decrease byproduct formation. In a particularly preferred embodiment, a compound of formula (IX) is reacted with a compound of formula (X) in the presence of $\text{NaBH}(\text{OAc})_3$ and acetic acid in DCE at room temperature. A compound of formula (XII) is obtained from a compound of formula (XI) by removal of the protecting P^1 under conditions familiar to one skilled in the art.

Compounds of formula (XVI) may be prepared according to the processes outlined in Scheme 4.

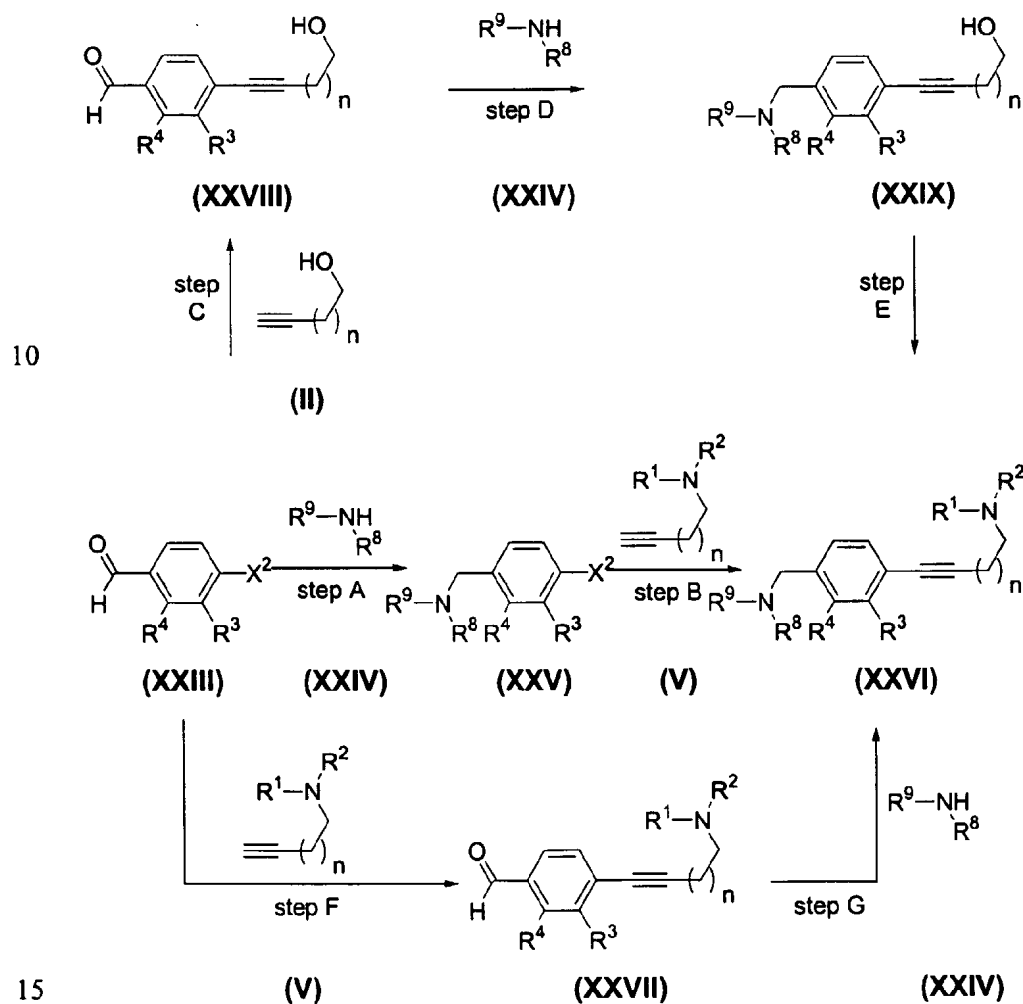
Scheme 4

A compound of formula (XVI) is prepared as outlined in Scheme 4 from a compound of formula (XIII). One skilled in the art will be capable of selecting a suitable protecting group P^2 for the compound of formula (XIII). A compound of formula (XIII) is reacted with a compound of formula (XIV), where X^3 is a leaving group such as a halogen or an activated ester, in the presence of a base, such as sodium hydride, potassium hydride, sodium hydroxide, potassium hydroxide, DBU, triethylamine, or butyllithium in a solvent such as DMF, THF, toluene, DMAC, or acetonitrile, at a temperature from room temperature to 140 °C. Alternatively, a compound of formula (XIII) is reacted with a compound of formula (XIV), where X^3 is hydroxyl and R^{22} is an aromatic group, under

ORT-1524

Mitsunobu conditions. A compound of formula (XXVI) is obtained from a compound of formula (XV) by removal of the protecting P² under conditions familiar to one skilled in the art.

- 5 Compounds of formula (XXVI) may be prepared according to the processes outlined in Scheme 5.

Scheme 5

- A compound of formula (XXVI) is prepared from a compound of formula (XXIII) as outlined in Scheme 5. The group X² in the compound of formula (XXIII) denotes a leaving group, as defined in Scheme 2. A compound of formula (XXVIII) is obtained by reacting a compound of formula (XXIII) with a
- 20

ORT-1524

compound of formula (II) under Sonogashira conditions, as outlined in Scheme 2, step A. A compound of formula (XXIX) is obtained by reacting a compound of formula (XXVIII) with a compound of formula (XXIV) under reductive amination conditions as outlined in Scheme 3, step A. One skilled in the art will

5 recognize that a substituted or unsubstituted nonaromatic heterocycle containing secondary amine functionality, such as a compound of formula (A) may be used in place of the compound of formula (XXIV). A compound of formula (XXVI) is obtained by reacting a compound of formula (XXIX) under the conditions described in Scheme 1, step C, or Scheme 1, steps A and B.

10 Alternatively, a compound of formula (XXV) is obtained by reacting a compound of formula (XXIII) under reductive amination conditions, as described in Scheme 3, step A. A compound of formula (XXVI) is obtained by reacting a compound of formula (XXV) with a compound of formula (V) under Sonogashira conditions, as described in Scheme 2, step A. Alternatively, a

15 compound of formula (XXVII) is obtained by reacting a compound of formula (XXIII) with a compound of formula (V) under Sonogashira conditions, as described in Scheme 2, step A. A compound of formula (XXVI) is obtained by reacting a compound of formula (XXVII) with a compound of formula (XXIV) under reductive amination conditions, as described in Scheme 3, step A.

20

D. Formulation, Administration, and Therapy

The disclosed compounds, alone or in combination (with, for example, a histamine H₁ receptor antagonist), are useful for treating or preventing

25 neurologic disorders including sleep/wake and arousal/vigilance disorders (e.g. insomnia and jet lag), attention deficit hyperactivity disorders (ADHD), learning and memory disorders, cognitive dysfunction, migraine, neurogenic inflammation, dementia, mild cognitive impairment (pre-dementia), Alzheimer's disease, epilepsy, narcolepsy, eating disorders, obesity, motion sickness,

30 vertigo, schizophrenia, substance abuse, bipolar disorders, manic disorders and depression, as well as other histamine H₃ receptor mediated disorders such as upper airway allergic response, asthma, itch, nasal congestion and allergic rhinitis in a subject in need thereof.

ORT-1524

1. Formulation and Administration

The compounds or compositions of the invention may be formulated and administered to a subject by any conventional route of administration,

5 including, but not limited to, intravenous, oral, subcutaneous, intramuscular, intradermal and parenteral administration. The quantity of the compound which is effective for treating each condition may vary, and can be determined by one of ordinary skill in the art.

10 For use in medicine, the salts of the compounds of this invention refer to non-toxic "pharmaceutically acceptable salts." Other salts may, however, be useful in the preparation of compounds according to this invention or of their pharmaceutically acceptable salts. Suitable pharmaceutically acceptable salts of the compounds include acid addition salts which may, for example, be
15 formed by mixing a solution of the compound with a solution of a pharmaceutically acceptable acid such as hydrochloric acid, sulfuric acid, fumaric acid, maleic acid, succinic acid, acetic acid, benzoic acid, citric acid, tartaric acid, carbonic acid or phosphoric acid. Furthermore, where the compounds of the invention carry an acidic moiety, suitable pharmaceutically
20 acceptable salts thereof may include alkali metal salts, e.g., sodium or potassium salts; alkaline earth metal salts, e.g., calcium or magnesium salts; and salts formed with suitable organic ligands, e.g., quaternary ammonium salts.

Thus, representative pharmaceutically acceptable salts include the
25 following:
acetate, benzenesulfonate, benzoate, bicarbonate, bisulfate, bitartrate, borate, bromide, calcium edetate, camsylate, carbonate, chloride, clavulanate, citrate, dihydrochloride, edetate, edisylate, estolate, esylate, fumarate, gluceptate, gluconate, glutamate, glycolylarsanilate, hexylresorcinate, hydrabamine,
30 hydrobromide, hydrochloride, hydroxynaphthoate, iodide, isothionate, lactate, lactobionate, laurate, malate, maleate, mandelate, mesylate, methylbromide, methylnitrate, methylsulfate, mucate, napsylate, nitrate, N-methylglucamine ammonium salt, oleate, pamoate (embonate), palmitate, pantothenate,

ORT-1524

phosphate/diphosphate, polygalacturonate, salicylate, stearate, sulfate, subacetate, succinate, tannate, tartrate, teoclate, tosylate, triethiodide and valerate.

5 The present invention includes within its scope prodrugs of the compounds of this invention. In general, such prodrugs will be functional derivatives of the compounds which are readily convertible *in vivo* into the required compound. Thus, in the methods of treatment of the present invention, the term "administering" shall encompass the treatment of the
10 various disorders described with the compound specifically disclosed or with a compound which may not be specifically disclosed, but which converts to the specified compound *in vivo* after administration to the patient. Conventional procedures for the selection and preption of suitable prodrug derivatives are described, for example, in "Design of Prodrugs", ed. H. Bundgaard, Elsevier,
15 1985. In addition to salts, the invention provides the esters, amides, and other protected or derivatized forms of the described compounds.

Where the compounds according to this invention have at least one chiral center, they may accordingly exist as enantiomers. Where the
20 compounds possess two or more chiral centers, they may additionally exist as diastereomers. It is to be understood that all such isomers and mixtures thereof are encompassed within the scope of the present invention. Furthermore, some of the crystalline forms for the compounds may exist as polymorphs and as such are intended to be included in the present invention.
25 In addition, some of the compounds may form solvates with water (i.e., hydrates) or common organic solvents, and such solvates are also intended to be encompassed within the scope of this invention.

The present invention also provides pharmaceutical compositions
30 comprising one or more compounds of this invention in association with a pharmaceutically acceptable carrier and optionally additional pharmaceutical agents such as H₁ antagonists or SSRIs. Preferably these compositions are in unit dosage forms such as pills, tablets, caplets, capsules (each including

ORT-1524

immediate release, timed release and sustained release formulations), powders, granules, sterile parenteral solutions or suspensions (including syrups and emulsions), metered aerosol or liquid sprays, drops, ampoules, autoinjector devices or suppositories; for oral parenteral, intranasal, sublingual or rectal administration, or for administration by inhalation or insufflation. Alternatively, the composition may be presented in a form suitable for once-weekly or once-monthly administration; for example, an insoluble salt of the active compound, such as the decanoate salt, may be adapted to provide a depot preparation for intramuscular injection. For preparing solid compositions such as tablets, the principal active ingredient is mixed with a pharmaceutical carrier, e.g. conventional tableting ingredients such as corn starch, lactose, sucrose, sorbitol, talc, stearic acid, magnesium stearate, dicalcium phosphate or gums, and other pharmaceutical diluents, e.g. water, to form a solid preformulation composition containing a homogeneous mixture of a compound of the present invention, or a pharmaceutically acceptable salt thereof. When referring to these preformulation compositions as homogeneous, it is meant that the active ingredient is dispersed evenly throughout the composition so that the composition may be readily subdivided into equally effective dosage forms such as tablets, pills and capsules. This solid preformulation composition is then subdivided into unit dosage forms of the type described above containing from 5 to about 1000 mg of the active ingredient of the present invention. Examples include 5 mg, 7 mg, 10 mg, 15 mg, 20 mg, 35 mg, 50 mg, 75 mg, 100 mg, 120 mg, 150 mg, and so on. The tablets or pills of the disclosed compositions can be coated or otherwise compounded to provide a dosage form affording the advantage of prolonged action. For example, the tablet or pill can comprise an inner dosage and an outer dosage component, the latter being in the form of an envelope over the former. The two components can be septe by an enteric layer which serves to resist disintegration in the stomach and permits the inner component to pass intact into the duodenum or to be delayed in release. A variety of material can be used for such enteric layers or coatings, such materials including a number of polymeric acids with such materials as shellac, cetyl alcohol and cellulose acetate.

ORT-1524

The liquid forms in which the compounds and compositions of the present invention may be incorporated for administration orally or by injection include, aqueous solutions, suitably flavoured syrups, aqueous or oil
5 suspensions, and flavoured emulsions with edible oils such as cottonseed oil, sesame oil, coconut oil or peanut oil, as well as elixirs and similar pharmaceutical vehicles. Suitable dispersing or suspending agents for aqueous suspensions, include synthetic and natural gums such as tragacanth, acacia, alginate, dextran, sodium carboxymethylcellulose, methylcellulose,
10 polyvinyl-pyrrolidone or gelatin.

Where the processes for the preparation of the compounds according to the invention give rise to mixture of stereoisomers, these isomers may be separated by conventional techniques such as preparative chromatography.
15 The compounds may be prepared in racemic form, or individual enantiomers may be prepared either by enantiospecific synthesis or by resolution. The compounds may, for example, be resolved into their component enantiomers by standard techniques, such as the formation of diastereomeric pairs by salt formation with an optically active acid, such as (-)-di-p-toluoyl-d-tartaric acid
20 and/or (+)-di-p-toluoyl-l-tartaric acid followed by fractional crystallization and regeneration of the free base. The compounds may also be resolved by formation of diastereomeric esters or amides, followed by chromatographic separation and removal of the chiral auxiliary. Alternatively, the compounds may be resolved using a chiral HPLC column.

25

Advantageously, compounds of the present invention may be administered in a single daily dose, or the total daily dosage may be administered in divided doses of two, three or four times daily. Furthermore, compounds for the present invention can be administered in intranasal form via
30 topical use of suitable intranasal vehicles, or via transdermal skin patches well known to those of ordinary skill in that art. To be administered in the form of a transdermal delivery system, the dosage administration will, of course, be continuous rather than intermittent throughout the dosage regimen.

ORT-1524

For instance, for oral administration in the form of a tablet or capsule, the active drug component can be combined with an oral, non-toxic pharmaceutically acceptable inert carrier such as ethanol, glycerol, water and the like. Moreover, 5 when desired or necessary, suitable binders, lubricants, disintegrating agents and coloring agents can also be incorporated into the mixture. Suitable binders include, without limitation, starch, gelatin, natural sugars such as glucose or beta-lactose, corn sweeteners, natural and synthetic gums such as acacia, tragacanth or sodium oleate, sodium stearate, magnesium stearate, sodium benzoate, 10 sodium acetate, sodium chloride and the like. Disintegrators include, without limitation, starch, methyl cellulose, agar, bentonite, xanthan gum and the like.

The compound of the present invention can also be administered in the form of liposome delivery systems, such as small unilamellar vesicles, large 15 unilamellar vesicles, and multilamellar vesicles. Liposomes can be formed from a variety of phospholipids, such as cholesterol, stearylamine or phosphatidylcholines.

Compounds of the present invention may also be delivered by the use of 20 monoclonal antibodies as individual carriers to which the compound molecules are coupled. The compounds of the present invention may also be coupled with soluble polymers as targetable drug carriers. Such polymers can include polyvinylpyrrolidone, pyran copolymer, polyhydroxypropylmethacrylamidephenol, polyhydroxyethylaspartamidephenol, or polyethyleneoxidepolylysine substituted 25 with palmitoyl residue. Furthermore, the compounds of the present invention may be coupled to a class of biodegradable polymers useful in achieving controlled release of a drug, for example, polylactic acid, polyepsilon caprolactone, polyhydroxy butyric acid, polyesters, polyacetals, polydihydropyrans, polycyanoacrylates and cross-linked or amphipathic block 30 copolymers of hydrogels.

ORT-1524

Compounds of this invention may be administered in any of the foregoing compositions and according to dosage regimens established in the art whenever treatment of ADHD is required.

5 The daily dosage of the products may be varied over a wide range from 1 to 1,000 mg per adult human per day. For oral administration, the compositions are preferably provided in the form of tablets containing 1.0, 5.0, 10.0, 15.0, 25.0, 50.0, 100, 250 and 500 milligrams of the active ingredient for the symptomatic adjustment of the dosage to the subject to be treated. An effective amount of the
10 drug is ordinarily supplied at a dosage level of from about 0.01 mg/kg to about 20 mg/kg of body weight per day. Preferably, the range is from about 0.02 mg/kg to about 10 mg/kg of body weight per day, and especially from about 0.05 mg/kg to about 10 mg/kg of body weight per day. The compounds may be administered on a regimen of 1 to 4 times per day.

15

Optimal dosages to be administered may be readily determined by those skilled in the art, and will vary with the particular compound used, the mode of administration, the strength of the preparation, the mode of administration, and the advancement of the disease condition. In addition, factors associated with
20 the particular patient being treated, including patient age, weight, diet and time of administration, will result in the need to adjust dosages.

2. Combination Therapy

The disclosed compounds are useful in combination with other
25 therapeutic agents, including H₁ receptor antagonists, H₂ receptor antagonists, and neurotransmitter modulators such as SSRIs and non-selective serotonin re-uptake inhibitors (NSSRIs).

Methods are known in the art for determining effective doses for
30 therapeutic and prophylactic purposes for the disclosed pharmaceutical compositions or the disclosed drug combinations, whether or not formulated in the same composition. For therapeutic purposes, the term "jointly effective amount" as used herein, means that amount of each active compound or

ORT-1524

pharmaceutical agent, alone or in combination, that elicits the biological or medicinal response in a tissue system, animal or human that is being sought by a researcher, veterinarian, medical doctor or other clinician, which includes alleviation of the symptoms of the disease or disorder being treated. For

5 prophylactic purposes (i.e., inhibiting the onset or progression of a disorder), the term "jointly effective amount" refers to that amount of each active compound or pharmaceutical agent, alone or in combination, that inhibits in a subject the onset or progression of a disorder as being sought by a researcher, veterinarian, medical doctor or other clinician, the delaying of which disorder is

10 mediated, at least in part, by the modulation of one or more histamine receptors. Thus, the present invention provides combinations of two or more drugs wherein, for example, (a) each drug is administered in an independently therapeutically or prophylactically effective amount; (b) at least one drug in the combination is administered in an amount that is sub-therapeutic or sub-

15 prophylactic if administered alone, but is therapeutic or prophylactic when administered in combination with the second or additional drugs according to the invention; or (c) both drugs are administered in an amount that is sub-therapeutic or sub-prophylactic if administered alone, but are therapeutic or prophylactic when administered together. Combinations of three or more drugs

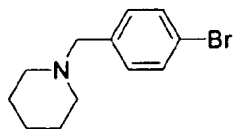
20 are analogously possible. Methods of combination therapy include co-administration of a single formulation containing all active agents; essentially contemporaneous administration of more than one formulation; and administration of two or more active agents separately formulated.

25

ORT-1524

E. Examples

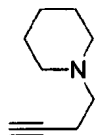
Example 1



5 1-(4-Bromo-benzyl)-piperidine

A solution of 4-bromobenzaldehyde (5 g), piperidine (2.9 mL), and acetic acid (1.5 mL) in DCE (65 mL) was treated with sodium triacetoxyborohydride (6.9 g). After 27 h, the resulting mixture was treated with saturated aqueous sodium bicarbonate (50 mL), and extracted with DCM (2x50 mL). The combined organic phases were dried (magnesium sulfate) and evaporated. Kugelrohr distillation of the residue (160 °C, 5 mm Hg) gave the title compound as a pale yellow oil (5.9 g).

15 Example 2

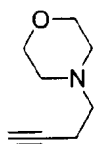


1-But-3-ynyl-piperidine

A solution of toluene-4-sulfonic acid but-3-ynyl ester (45.0 g) and piperidine (40 mL) in ethanol (70 mL) was treated a solution of potassium carbonate (27.8 g) in water (70 mL). The mixture was heated to 80 °C for 2 h, cooled to RT, and extracted with DCM (3x100 mL). The combined organic phases were dried (magnesium sulfate), and evaporated. Distillation of the residue (110 °C, 30 mm Hg) gave the title compound as a colorless oil (17.3 g).

25

Example 3

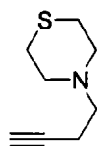


ORT-1524

4-But-3-ynyl-morpholine

May be prepared analogously to Example 2 using morpholine.

5 Example 4

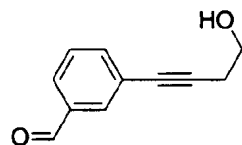


4-But-3-ynyl-thiomorpholine

May be prepared analogously to Example 2 using thiomorpholine.

10

Example 5

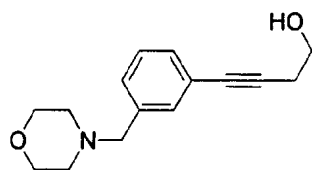


3-(4-Hydroxy-but-1-ynyl)-benzaldehyde

- 15 A 1-L, 3-necked round-bottom flask was equipped with a magnetic stirring bar, a condenser with a nitrogen inlet, and two stoppers. The vessel was charged with 3-bromobenzaldehyde (18.5 g), 3-butyne-1-ol (10.5 g), triethylamine (100 mL), and THF (100 mL). To this mixture was then added $\text{PdCl}_2(\text{PPh}_3)_2$ (1.4 g) and CuBrMe_2S (0.405 g). The reaction mixture was heated to reflux using a
- 20 heating mantle. After 4 h when TLC showed complete consumption of the bromide, the mixture was allowed to cool to room temperature, transferred to a 1-L round-bottom flask and concentrated under reduced pressure. The residue was dissolved in 250 mL of ethyl acetate. The solution was washed with water and brine, dried over MgSO_4 , and filtered. The solvents were removed from
- 25 the filtrate under reduced pressure to obtain the title compound as pale yellow oil (16.8 g).

ORT-1524

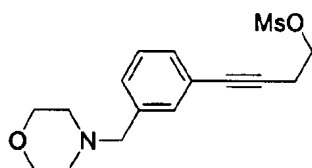
Example 6



4-(3-Morpholin-4-ylmethyl-phenyl)-but-3-yn-1-ol

- 5 A 1-L, 3-necked round-bottom flask was equipped with a mechanical stirrer, a rubber septum with a nitrogen inlet and a stopper. The flask was charged with the product of Example 5 (14.6 g) and dichloromethane (250 mL). Morpholine (8.85 mL) was added, and then to this well-stirred reaction mixture was added sodium triacetoxymethylborohydride (32 g) in 4 equal portions. After the addition, the
- 10 reaction mixture was stirred at room temperature overnight. Aqueous NaOH (10% w/v, 75 mL) was added, and the reaction mixture was transferred to a 1-L separatory funnel, to which water (100 mL) was then added. After separation of the layers, the aqueous phase was extracted once with dichloromethane (100 mL). The combined organic extracts were washed with brine (30 mL), dried
- 15 over MgSO_4 , and filtered. The solvents were removed from the filtrate under reduced pressure to yield the product as yellow oil. The crude product was purified by filtration through a pad of silica gel (ethyl acetate/hexanes; 7:3) to obtain the title compound as a pale yellow oil (13.7 g).

20 Example 7



Methanesulfonic acid 4-(3-morpholin-4-ylmethyl-phenyl)-but-3-ynyl ester

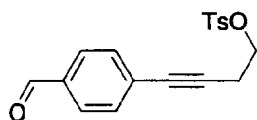
- A 500-mL 1-necked round-bottom flask was equipped with a magnetic stirring
- 25 bar and rubber septum with a nitrogen inlet. The vessel was charged with the product of Example 6 (13.6 g), dichloromethane (100 mL) and triethylamine (8.43 mL). The reaction mixture was cooled to 0 °C in an ice bath, and a

ORT-1524

solution of methanesulfonyl chloride (6.93 g) in dichloromethane (10 mL) was added in drops over 30 min. The cooling was removed and the reaction mixture was allowed to warm up to room temperature. After 1 h when TLC indicated complete conversion, 50 mL ice water was added, and the reaction mixture was transferred to a 500-mL separatory funnel. The organic extract was separated and washed with aqueous NaHCO_3 , brine, and dried over MgSO_4 . After filtration, the solvents were evaporated under reduced pressure (rotary evaporator, 30 °C) to obtain the title compound as pale yellow gum (17.5 g).

10

Example 8



Toluene-4-sulfonic acid 4-(4-formyl-phenyl)-but-3-ynyl ester

15 A mixture of 4-bromobenzaldehyde (25.0 g), potassium carbonate (46.6 g), copper(I) iodide (1.0 g), triphenylphosphine (2.8 g), 10% palladium on carbon (288 mg) in water (250 mL) and DME (250 mL) was stirred at room temperature for 30 min, and 3-butyne-1-ol (25 mL) was added. The resulting mixture was heated at 90 °C for 16 h, cooled to room temperature, and filtered through a pad of Celite. The pad was washed with DCM (3x50 mL), and the filtrate was diluted with water (100 mL). The aqueous phase was extracted with ethyl acetate (2x400 mL), and the combined organic phases were washed with water (100 mL) and brine (100 mL), dried (magnesium sulfate), and concentrated under reduced pressure. The residue was azeotroped with toluene (2x100 mL) to give a brown solid (2.1 g). To a solution of this solid and triethylamine (7.1 mL) in DCM (100 mL) was added p-toluene sulfonyl chloride at 0 °C. The resulting mixture was warmed to room temperature over a period of 2.5 h, diluted with water (10 mL), and extracted with DCM (2x300 mL). The combined organic phases were washed with water (2x40 mL) and brine (40 mL), and then dried (magnesium sulfate) and concentrated under reduced

20

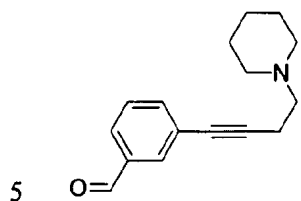
25

30

ORT-1524

pressure. Chromatography of the residue (10-20% ethylacetate/hexane) gave the title compound as a yellow oil (6.7 g).

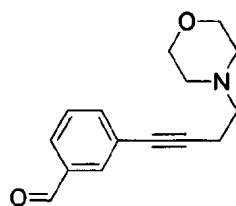
Example 9



3-(4-Piperidin-1-yl-but-1-ynyl)-benzaldehyde

- A mixture of 3-bromobenzaldehyde (0.58 mL), potassium carbonate (1.73 g), copper(I) iodide (38 mg), triphenylphosphine (105 mg), 10% palladium on carbon (220 mg) in water (10 mL) and DME (5 mL) was stirred at room temperature for 20 min, and treated with a solution of the product of Example 2 (1.7 g) in DME (5 mL). The resulting mixture was heated at 80 °C for 16 h, cooled to room temperature, and filtered through a pad of Celite. The pad was washed with DCM (5x20 mL), and the filtrate was diluted with water (30 mL).
- 15 The aqueous phase was extracted with DCM (2x30 mL), and the combined organic phases were dried (magnesium sulfate) and concentrated under reduced pressure. Chromatography of the residue (0-3% 2 M methanolic ammonia/DCM) gave the title compound as a pale yellow oil (734 mg).

20 Example 10



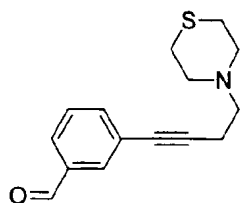
3-(4-Morpholin-4-yl-but-1-ynyl)-benzaldehyde

May be prepared analogously to Example 9 using the product of Example 3.

25

ORT-1524

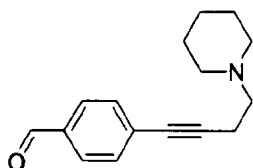
Example 11



3-(4-Thiomorpholin-4-yl-but-1-ynyl)-benzaldehyde

- 5 May be prepared analogously to Example 9 using the product of Example 4.

Example 12



4-(4-Piperidin-1-yl-but-1-ynyl)-benzaldehyde

10

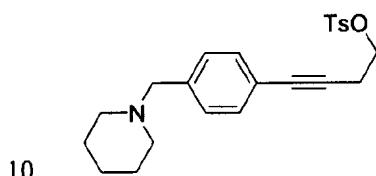
- Method A:** To a solution of the product of Example 8 (8.0 g) in 1-butanol (20 mL) was added piperidine (2.4 mL) followed by sodium carbonate (1.3 g) and potassium iodide (81 mg). The resulting mixture was heated at 80 °C for 16 h, cooled to room temperature, diluted with water (200 mL) and extracted with DCM (2x400 mL). The combined organic phases were washed with water (100 mL) and brine (100 mL), dried (magnesium sulfate), and concentrated under reduced pressure. Chromatography of the residue (6-8% 2 M methanolic ammonia/DCM) gave the title compound as a brown oil (4.6 g of a 1:1 mixture of the title compound and 1-[4-(4-Dibutoxymethyl-phenyl)-but-3-ynyl]-piperidine).
- 15
- 20

- Method B:** To a mixture of $\text{Pd}(\text{PPh}_3)_2\text{Cl}_2$ (0.57 g, 0.81 mmol, 0.01 equiv) and CuI (0.31 g, 1.6 mmol, 0.02 equiv), THF (180 mL) and Et_3N (90 mL, 0.64 mol, 8.0 equiv) were added under N_2 . A stream of N_2 was bubbled through the solution for 15 min, and then 1-but-3-ynyl-piperidine (11.7 g, 85 mmol, 1.05 equiv) was added. The reaction mixture was stirred at room temperature for 16 h. A white precipitate ($\text{Et}_3\text{N}\cdot\text{HBr}$) was collected by filtration and washed with EtOAc. The filtrate was concentrated under reduced pressure, and the
- 25

ORT-1524

resulting residue was re-dissolved in EtOAc. The EtOAc solution was washed with 1 M NaOH (aq) twice, dried over MgSO₄, and then poured directly onto a short pad of silica gel (neutralized with 5% Et₃N in hexanes), which was then washed with EtOAc. The filtrate was concentrated under reduced pressure to afford the product as a dark brown oil (18.1 g, 75 mmol, 92%), which was used without further purification (purity >95% by HPLC). MS (electrospray): mass calculated for C₁₆H₁₉ON, 241.1; m/z found, 242.2 [M+H]⁺.

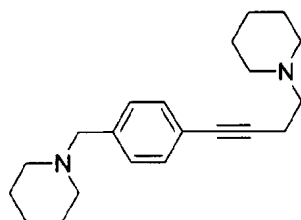
Example 13



Toluene-4-sulfonic acid 4-(4-piperidin-1-ylmethyl-phenyl)-but-3-ynyl ester

A solution of the product of Example 8 (2.0 g), piperidine (0.91 mL), and acetic acid (0.42 mL) in DCM (100 mL) was treated with sodium triacetoxymethylborohydride (1.95 g) at room temperature. After 16 h, the resulting mixture was treated with 10% aqueous sodium hydroxide (30 mL). The aqueous phase was extracted with DCM (2x300 mL). The combined organic phases were dried (magnesium sulfate) and concentrated under reduced pressure. The residue was diluted in DCM (100 mL) and passed through a pad of silica gel. The pad was washed with DCM (3x200 mL). The combined filtrate was concentrated under reduced pressure, giving the title compound as a brown oil (2.3 g).

Example 14



1-[4-(4-piperidin-1-ylmethyl-phenyl)-but-3-ynyl]-piperidine

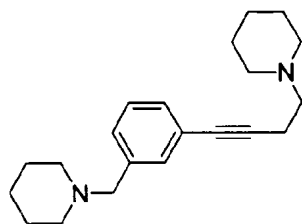
K_i = 1.6 nM

ORT-1524

- A mixture of the product of Example 1 (254 mg), potassium carbonate (346 mg), copper(I) iodide (7.6 mg), triphenylphosphine (21 mg), 10% palladium on carbon (43 mg) in water (2 mL) and DME (1 mL) was stirred at room temperature for 30 min, and treated with a solution of the product of
- 5 Example 2 (343 mg) in DME (1 mL). The resulting mixture was heated at 80 °C for 16 h, cooled to room temperature, and filtered through a pad of Celite. The pad was washed with DCM (3x3 mL), and the filtrate was diluted with water (3 mL). The aqueous phase was extracted with DCM (2x3 mL), and the combined organic phases were dried (magnesium sulfate) and
- 10 concentrated under reduced pressure. Chromatography of the residue (2.5%-5% 2 M methanolic ammonia/DCM) gave the title compound as a colorless oil (88 mg). ¹H NMR (400 MHz, CDCl₃): 7.33 (d, J = 7.4 Hz, 2H), 7.22 (d, J = 7.8 Hz, 2H), 3.44 (s, 2H), 2.68-2.56 (m, 4H), 2.50-2.43 (m, 4H), 2.39-2.30 (m, 4H), 1.64-1.52 (m, 8H), 1.48-1.38 (m, 4H).

15

Example 15



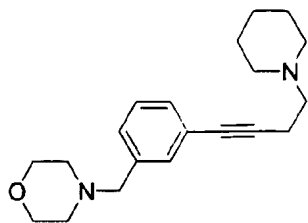
1-[3-(4-Piperidin-1-yl-but-1-ynyl)-benzyl]-piperidine

K_i = 0.8 nM

- 20 A solution of the product of Example 9 (193 mg) and piperidine (0.09 mL) in DCE (2 mL) was treated with sodium triacetoxyborohydride (254 mg). After 16 h, the resulting mixture was treated with 10% aqueous potassium hydroxide (2 mL), and extracted with DCM (2x3 mL). The combined organic phases were dried (magnesium sulfate) and concentrated under reduced pressure.
- 25 Chromatography of the residue (0-8% 2 M methanolic ammonia/DCM) gave the title compound as a pale yellow oil (65 mg). ¹H NMR (400 MHz, CDCl₃): 7.35 (br s, 1H), 7.28-7.21 (m, 3H), 3.42 (s, 2H), 2.67-2.57 (m, 4H), 2.50-2.43 (m, 4H), 2.39-2.31 (m, 4H), 1.63-1.53 (m, 8H), 1.48-1.38 (m, 4H).

ORT-1524

Example 16



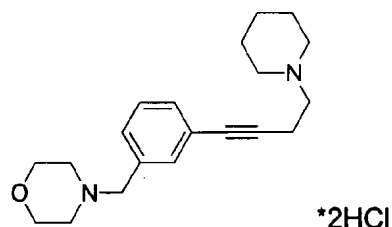
4-[3-(4-Piperidin-1-yl-but-1-ynyl)-benzyl]-morpholine

 $K_i = 0.8 \text{ nM}$

- 5 **Method A:** A solution of the product of Example 9 (193 mg) and morpholine (0.08 mL) in DCE (2 mL) was treated with sodium triacetoxyborohydride (254 mg). After 16 h, the resulting mixture was treated with 10% aqueous potassium hydroxide (2 mL), and extracted with DCM (2x3 mL). The combined organic phases were dried (magnesium sulfate) and concentrated under
- 10 reduced pressure. Chromatography of the residue (0-8% 2 M methanolic ammonia/DCM) gave the title compound as a pale yellow oil (188 mg). ^1H NMR (400 MHz, CDCl_3): 7.36 (br s, 1H), 7.30-7.22 (m, 3H), 3.70 (t, $J = 4.6 \text{ Hz}$, 4H), 3.45 (s, 2H), 2.68-2.57 (m, 4H), 2.51-2.40 (m, 8H), 1.64-1.57 (m, 4H), 1.48-1.41 (m, 2H).
- 15 **Method B:** A 500-mL, 3-necked round-bottom flask was equipped with a magnetic stirring bar, an addition funnel, a thermometer, and a rubber septum with a nitrogen inlet. The vessel was charged with piperidine (54 mL) and anhydrous ethanol (25 mL). The solution was cooled to 0°C in an ice bath, and a solution of the product of Example 7 (17.5 g) in anhydrous ethanol (30
- 20 mL) was added. The ice bath was removed, and the reaction mixture was allowed to warm to room temperature. After 14 h when the reaction was judged complete by HPLC, the reaction mixture was transferred to a 500 mL round-bottom flask and concentrated under reduced pressure to dryness under reduced pressure. The residue was dissolved in CH_2Cl_2 (300 mL), washed
- 25 with 5% aq. NaOH (75 mL), dried over MgSO_4 , and filtered. The filtrate was concentrated under reduced pressure to give an oil (20 g), which was determined by HPLC and ^1H NMR to contain an 85:15 mixture of the title compound and 4-(3-pent-4-en-1-ynyl-benzyl)-morpholine.

ORT-1524

Example 17



4-[3-(4-Piperidin-1-yl-but-1-ynyl)-benzyl]-morpholine dihydrochloride

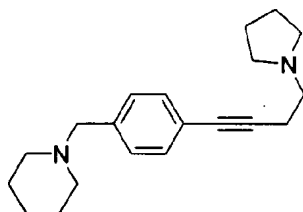
- 5 A 3-L, 3-necked round-bottom flask was charged with the product of Example 16, Method B (77.0 g, 0.25 mol). To this was added absolute EtOH (385 mL). The reaction mixture was stirred and cooled to ~0 °C in an ice bath. HCl in dioxane (4 N, 126.5 mL) was added drop-wise over 0.5 h. The ice bath was removed, and the reaction mixture was stirred at room temperature for 2 h.
- 10 The viscous reaction mixture was transferred to a 500 mL addition funnel and then added in a slow, steady stream to a 3-L, 3-necked round-bottom flask containing ether (500 mL), as the flask contents were stirred. The addition funnel was rinsed with absolute EtOH (115 mL), which was subsequently added to the ether solution. Ether (500 mL) was added via an addition funnel
- 15 in a slow, steady stream. This resulted in the formation of a pale tan precipitate. The suspension was stirred at room temperature for 12 h. More ether (500 mL) was added, and the suspension was cooled to 0 °C and held at that temperature while stirred for 3 h. The product was collected by suction filtration using a medium porosity glass frit (filtration was slow). The filter cake
- 20 was broken and washed with absolute EtOH/Et₂O (1:3, 2x75 mL). The product was dried under house vacuum and, subsequently, in a vacuum oven at 35 °C for 24 h. The dihydrochloride salt was obtained as an off-white powder (80.7 g). HPLC and ¹H-NMR indicated the product to be >95% pure. A 2-L, 3-necked round-bottom flask equipped with an addition funnel, a reflux
- 25 condenser and a mechanical stirrer was charged with the crude dihydrochloride salt (80.0 g). Absolute EtOH (160 mL) was added, and the resulting suspension was warmed to ~50 °C. Ether (320 mL) was added in a slow stream via the addition funnel. Heating was discontinued, and the suspension slowly cooled to room temperature with stirring over ~4 h. The flask was

ORT-1524

cooled in an ice bath, stirred, and maintained at 0–5 °C for ~3 h. The precipitate was collected by suction filtration using a medium porosity glass frit (filtration was slow). The filter cake was broken and washed with cold EtOH/Et₂O (1:2, 2x75 mL). The product was dried in vacuo at 35 °C. The title compound was obtained as an off white powder (76.2). ¹H NMR (400 MHz, MeOH): 1.56 (bm, 1 H), 1.82-1.85 (m, 3 H), 1.96-1.99 (m, 2 H), 2.99-3.07 (m, 4 H), 3.17-3.24 (m, 2 H), 3.30-3.41 (m, 6 H), 3.62 (bd, J = 12.7 Hz, 2 H), 3.79 (bt, J = 12.6 Hz, 2 H), 4.01 (bd, J = 12.5 Hz, 2 H), 4.37 (s, 2 H), 7.46-7.69 (m, 1 H), 7.53-7.56 (m, 2 H), 7.25 (m, 1 H).

10

Example 18



1-[4-(4-Pyrrolidin-1-yl-but-1-ynyl)-benzyl]-piperidine

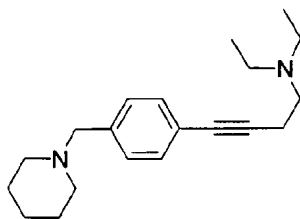
 $K_i = 2.0 \text{ nM}$

- 15 A mixture of the product of Example 13 (199 mg), pyrrolidine (0.084 mL), and potassium carbonate (69 mg) in 1:1 ethanol/water (6 mL) was heated at 80 °C for 16 h. The resulting mixture was cooled to room temperature, diluted with water (10 mL), and extracted with DCM (2x100 mL). The combined organic phases were washed with water (20 mL) and brine (20 mL), dried (magnesium sulfate), and concentrated under reduced pressure. Chromatography of the residue (0-5% 2 M methanolic ammonia/DCM) gave the title compound as a pale yellow oil (60 mg). ¹H NMR (400 MHz, CDCl₃): 7.33 (d, J = 8.1 Hz, 2H), 7.23 (d, J = 8.1 Hz, 2H), 3.44 (s, 2H), 2.78-2.73 (m, 2H), 2.64-2.57 (m, 6H), 2.35 (br s, 4H), 1.82-1.78 (m, 4H), 1.59-1.53 (m, 4H), 1.45-1.40 (m, 2H).

25

ORT-1524

Example 19

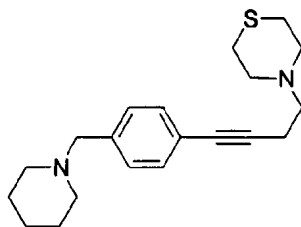


Diethyl-[4-(4-piperidin-1-ylmethyl-phenyl)-but-3-ynyl]-amine

$K_i = 2.4 \text{ nM}$

- 5 A mixture of the product of Example 13 (199 mg), diethylamine (0.104 mL) and potassium carbonate (69 mg) in 1:1 ethanol/water (6 mL) was heated at 80 °C for 16 h. The resulting mixture was cooled to room temperature, diluted with water (10 mL), and extracted with DCM (2x100 mL). The combined organic phases were washed with water (20 mL) and brine (20 mL), dried (magnesium sulfate), and concentrated under reduced pressure. Chromatography of the residue (0-5% 2 M methanolic ammonia/DCM) gave the title compound as a pale yellow oil (21 mg). ^1H NMR (400 MHz, CDCl_3): 7.33 (d, $J = 8.0 \text{ Hz}$, 2H), 7.23 (d, $J = 8.0 \text{ Hz}$, 2H), 3.44 (s, 2H), 2.81-2.73 (m, 2H), 2.64-2.51 (m, 6H), 2.35 (bs, 4H), 1.82-1.78 (m, 3H), 1.59-1.53 (m, 4H), 1.44-1.39 (m, 2H), 1.07 (t, $J = 7.2 \text{ Hz}$, 3H).
- 10
- 15

Example 20



4-[4-(4-Piperidin-1-ylmethyl-phenyl)-but-3-ynyl]-thiomorpholine

- 20 $K_i = 6.0 \text{ nM}$

- A mixture of the product of Example 13 (199 mg), thiomorpholine (0.062 mL) and potassium carbonate (69 mg) in 1:1 ethanol/water (6 mL) was heated at 80 °C for 16 h. The resulting mixture was cooled to room temperature, diluted with water (10 mL) and extracted with DCM (2x100 mL). The combined organic phases were washed with water (20 mL) and brine (20 mL), dried
- 25

ORT-1524

(magnesium sulfate), and concentrated under reduced pressure.

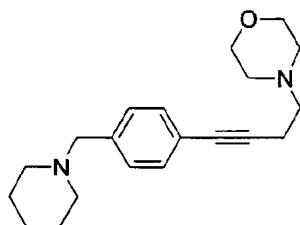
Chromatography of the residue (0-5% 2 M methanolic ammonia/DCM) gave

the title compound as a pale yellow oil (27 mg). ¹H NMR (400 MHz, CDCl₃):

7.32 (d, J = 8.0 Hz, 2H), 7.23 (d, J = 8.1 Hz, 2H), 3.44 (s, 2H), 2.83-2.80 (m,

5 4H), 2.74-2.68 (m, 6H), 2.59-2.55 (m, 2H), 2.35 (br s, 4H), 1.59-1.53 (m, 4H),
1.44-1.39 (m, 2H).

Example 21



10 4-[4-(4-Piperidin-1-ylmethyl-phenyl)-but-3-ynyl]-morpholine

K_i = 15 nM

A mixture of the product of Example 13 (199 mg), morpholine (0.052 mL) and potassium carbonate (69 mg) in 1:1 ethanol/water (6 mL) was heated at 80 °C

for 16 h. The resulting mixture was cooled to room temperature, diluted with

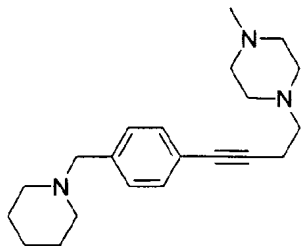
15 water (10 mL) and extracted with DCM (2x100 mL). The combined organic

phases were washed with water (20 mL) and brine (20 mL), dried (magnesium sulfate), and concentrated under reduced pressure. Chromatography of the

residue (0-5% 2 M methanolic ammonia/DCM) gave the title compound as a pale yellow oil (40 mg). ¹H NMR (400 MHz, CDCl₃): 7.32 (d, J = 8.1 Hz, 2H),

20 7.23 (d, J = 8.0 Hz, 2H), 3.73 (t, J = 4.6 Hz, 4H), 3.44 (s, 2H), 2.72-2.58 (m, 4H), 2.54 (t, J = 4.5 Hz, 4H), 2.35 (br s, 4H), 1.59-1.53 (m, 4H), 1.44-1.40 (m, 2H).

Example 22



25

ORT-1524

1-Methyl-4-[4-(4-piperidin-1-ylmethyl-phenyl)-but-3-ynyl]-piperazine

 $K_i = 21 \text{ nM}$

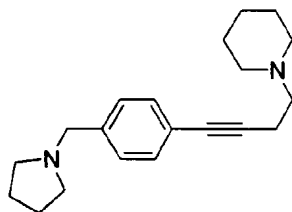
A mixture of the product of Example 13 (199 mg), 1-methylpiperazine (0.067 mL) and potassium carbonate (69 mg) in 1:1 ethanol/water (6 mL) was heated

5 at 80 °C for 16 h. The reaction mixture was cooled to room temperature.

Water (10 mL) was added, and the mixture was extracted with DCM (2x100 mL). The combined organic phases were washed with water (20 mL) and brine (20 mL), dried (magnesium sulfate), and concentrated under reduced pressure.

10 Chromatography of the residue (0-5% 2 M methanolic ammonia/DCM) gave the title compound as a white solid (13 mg). ^1H NMR (400 MHz, CDCl_3): 7.32 (d, $J = 8.1 \text{ Hz}$, 2H), 7.23 (d, $J = 8.1 \text{ Hz}$, 2H), 3.44 (s, 2H), 2.71-2.46 (m, 12H), 2.35 (br s, 4H), 2.30 (s, 3H), 1.59-1.53 (m, 4H), 1.45-1.38 (m, 2H).

Example 23



15

1-[4-(4-Pyrrolidin-1-ylmethyl-phenyl)-but-3-ynyl]-piperidine

 $K_i = 1.4 \text{ nM}$

A solution of the product of Example 12 (241 mg), pyrrolidine (0.125 mL) and acetic acid (0.067 mL) in DCM (2 mL) was treated with sodium

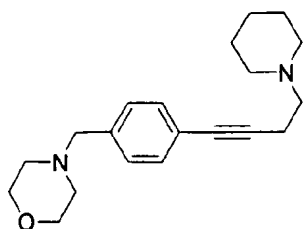
20 triacetoxyborohydride (318 mg) at room temperature. After 16 h, the resulting

mixture was treated with 10% aqueous sodium hydroxide (10 mL). The aqueous phase was extracted with DCM (2x100 mL). The combined organic phases were washed with brine (50 mL), dried (magnesium sulfate), and concentrated under reduced pressure. Chromatography of the residue (0.5-

25 5.5% 2 M methanolic ammonia/DCM) gave the title compound as a colorless oil (73 mg). ^1H NMR (400 MHz, CDCl_3): 7.34 (d, $J = 8.0 \text{ Hz}$, 2H), 7.24 (d, $J = 8.0 \text{ Hz}$, 2H), 3.58 (s, 2H), 2.68-2.57 (m, 4H), 2.50-2.45 (m, 8H), 1.79-1.76 (m, 4H), 1.63-1.57 (m, 4H), 1.47-1.41 (m, 2H).

ORT-1524

Example 24

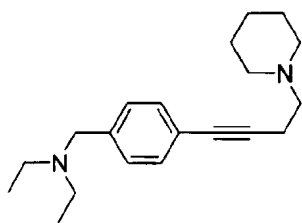


4-[4-(4-Piperidin-1-yl-but-1-ynyl)-benzyl]-morpholine

 $K_i = 5.5 \text{ nM}$

- 5 A solution of the product of Example 12 (241 mg), morpholine (0.131 mL) and acetic acid (0.067 mL) in DCM (2 mL) was treated with sodium triacetoxyborohydride (318 mg) at room temperature. After 16 h, the resulting mixture was treated with 10% aqueous sodium hydroxide (10 mL). The aqueous phase was extracted with DCM (2x100 mL). The combined organic
- 10 phases were washed with brine (50 mL), dried (magnesium sulfate), and concentrated under reduced pressure. Chromatography of the residue (0.5-5.5% 2 M methanolic ammonia/DCM) gave the title compound as a yellow oil (53 mg). ^1H NMR (400 MHz, CDCl_3): 7.34 (d, $J = 8.2 \text{ Hz}$, 2H), 7.24 (d, $J = 8.2 \text{ Hz}$, 2H), 3.70 (t, $J = 4.6 \text{ Hz}$, 4H), 3.47 (s, 2H), 2.68-2.57 (m, 4H), 2.50-2.41 (m,
- 15 8H), 1.63-1.57 (m, 4H), 1.48-1.42 (m, 2H).

Example 25



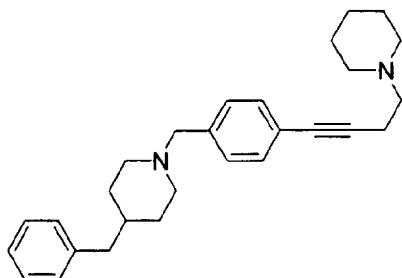
Diethyl-[4-(4-piperidin-1-yl-but-1-ynyl)-benzyl]-amine

- 20 $K_i = 1.1 \text{ nM}$
- A solution of the product of Example 12 (241 mg), diethylamine (0.155 mL) and acetic acid (0.067 mL) in DCM (2 mL) was treated with sodium triacetoxyborohydride (318 mg) at room temperature. After 16 h, the resulting mixture was treated with 10% aqueous sodium hydroxide (10 mL). The
- 25 aqueous phase was extracted with DCM (2x100 mL). The combined organic

ORT-1524

phases were washed with brine (50 mL), dried (magnesium sulfate), and concentrated under reduced pressure. Chromatography of the residue (0.5-5.5% 2 M methanolic ammonia/DCM) gave the title compound as a colorless oil (61 mg). ¹H NMR (400 MHz, CDCl₃): 7.33 (d, J = 8.1 Hz, 2H), 7.24 (d, J = 8.0 Hz, 2H), 3.53 (s, 2H), 2.68-2.57 (m, 4H), 2.52-2.45 (m, 8H), 1.63-1.57 (m, 4H), 1.47-1.41 (m, 2H), 1.02 (t, J = 7.1 Hz, 6H).

Example 26

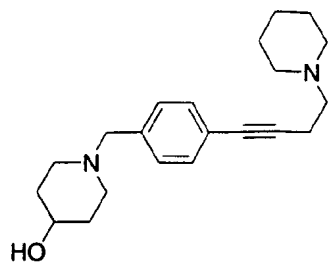


10 1-{4-[4-(4-Benzyl-piperidin-1-ylmethyl)-phenyl]-but-3-ynyl}-piperidine
K_i = 2.9 nM

A solution of the product of Example 12 (241 mg), 4-benzylpiperidine (0.264 mL) and acetic acid (0.067 mL) in DCM (2 mL) was treated with sodium triacetoxyborohydride (318 mg) at room temperature. After 16 h, the resulting mixture was treated with 10% aqueous sodium hydroxide (10 mL). The aqueous phase was extracted with DCM (2x100 mL). The combined organic phases were washed with brine (50 mL), dried (magnesium sulfate), and concentrated under reduced pressure. Chromatography of the residue (0.5-5.5% 2 M methanolic ammonia/DCM) gave the title compound as a white solid (80 mg). ¹H NMR (400 MHz, CDCl₃): 7.32 (d, J = 8.0 Hz, 2H), 7.28-7.15 (m, 5H), 7.12 (d, J = 7.1 Hz, 2H), 3.43 (s, 2H), 2.83-2.80 (d, J = 11.5 Hz, 2H), 2.68-2.56 (m, 4H), 2.52 (d, 7.0 Hz, 2H), 2.46 (br s, 4H), 1.87 (t, J = 9.9 Hz, 2H), 1.62-1.57 (m, 6H), 1.53-1.41 (m, 3H), 1.34-1.24 (m, 2H)

ORT-1524

Example 27

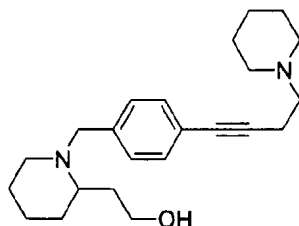


1-[4-(4-Piperidin-1-yl-but-1-ynyl)-benzyl]-piperidin-4-ol

 $K_i = 1.7 \text{ nM}$

- 5 A solution of the product of Example 12 (241 mg), 4-hydroxypiperidine (152 mg) and acetic acid (0.067 mL) in DCM (2 mL) was treated with sodium triacetoxyborohydride (318 mg) at room temperature. After 16 h, the resulting mixture was treated with 10% aqueous sodium hydroxide (10 mL). The aqueous phase was extracted with DCM (2x100 mL). The combined organic
- 10 phases were washed with brine (50 mL), dried (magnesium sulfate), and concentrated under reduced pressure. Chromatography of the residue (0.5-5.5% 2 M methanolic ammonia/DCM) gave the title compound as a colorless oil (60 mg). ^1H NMR (400 MHz, CDCl_3): 7.34 (d, $J = 8.0 \text{ Hz}$, 2H), 7.22 (d, $J = 8.0 \text{ Hz}$, 2H), 3.72-3.65 (m, 1H), 3.47 (s, 2H), 2.75-2.57 (m, 6H), 2.47 (br s, 4H),
- 15 2.13 (t, $J = 9.6 \text{ Hz}$, 2H), 1.90-1.84 (m, 2H), 1.63-1.53 (m, 5H), 1.47-1.41 (m, 3H).

Example 28



- 20 2-{1-[4-(4-Piperidin-1-yl-but-1-ynyl)-benzyl]-piperidin-2-yl}-ethanol
 $K_i = 0.4 \text{ nM}$

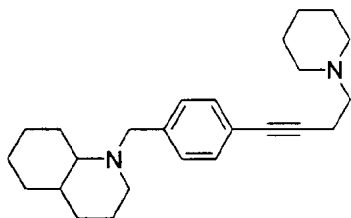
A solution of the product of Example 12 (241 mg), 2-piperidineethanol (194 mg) and acetic acid (0.067 mL) in DCM (2 mL) was treated with sodium triacetoxyborohydride (318 mg) at room temperature. After 16 h, the resulting

ORT-1524

mixture was treated with 10% aqueous sodium hydroxide (10 mL). The aqueous phase was extracted with DCM (2x100 mL). The combined organic phases were washed with brine (50 mL), dried (magnesium sulfate), and concentrated under reduced pressure. Chromatography of the residue (0.5-5.5% 2 M methanolic ammonia/DCM) gave the title compound as a colorless oil (9 mg). ¹H NMR (400 MHz, CDCl₃): 7.34 (d, J = 8.1 Hz, 2H), 7.22 (d, J = 8.0 Hz, 2H), 4.15 (d, J = 13.1 Hz, 1H), 3.95-3.90 (m, 1H), 3.77-3.71 (m, 1H), 3.43 (d, J = 13.0 Hz, 1H), 2.96-2.90 (m, 1H), 2.74-2.57 (m, 7H), 2.47 (br s, 5H), 2.20-2.12 (m, 1H), 1.97-1.25 (m, 11H)

10

Example 29



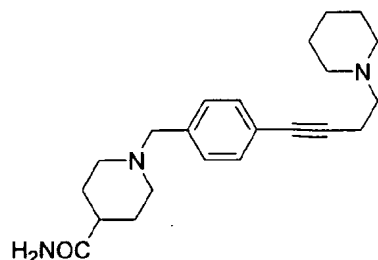
1-[4-(4-Piperidin-1-yl-but-1-ynyl)-benzyl]-decahydroquinoline

K_i = 0.8 nM

- 15 A solution of the product of Example 12 (241 mg), decahydroquinoline (0.224 mL) and acetic acid (0.067 mL) in DCM (2 mL) was treated with sodium triacetoxyborohydride (318 mg) at room temperature. After 16 h, the resulting mixture was treated with 10% aqueous sodium hydroxide (10 mL). The aqueous phase was extracted with DCM (2x100 mL). The combined organic
- 20 phases were washed with brine (50 mL), dried (magnesium sulfate), and concentrated under reduced pressure. Chromatography of the residue (0.5-5.5% 2 M methanolic ammonia/DCM) gave the title compound as a colorless oil (29 mg). ¹H NMR (400 MHz, CDCl₃): 7.32 (d, J = 8.0 Hz, 2H), 7.21 (d, J = 8.0 Hz, 2H), 4.03 (d, J = 13.7 Hz, 1H), 3.19 (d, J = 13.7 Hz, 1H), 2.77 (d, J =
- 25 11.1 Hz, 1H), 2.68-2.57 (m, 5H), 2.47 (br s, 5H), 2.23-2.18 (m, 1H), 1.95-0.83 (m, 18H).

ORT-1524

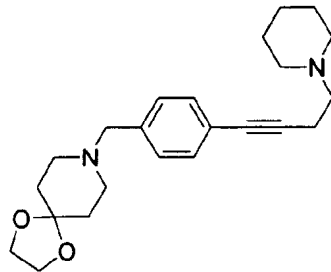
Example 30



1-[4-(4-Piperidin-1-yl-but-1-ynyl)-benzyl]-piperidine-4-carboxylic acid amide
 $K_i = 1.6 \text{ nM}$

- 5 A solution of the product of Example 12 (241 mg), isonipecotamide (192 mg) and acetic acid (0.067 mL) in DCM (2 mL) was treated with sodium triacetoxyborohydride (318 mg) at room temperature. After 16 h, the resulting mixture was treated with 10% aqueous sodium hydroxide (10 mL). The aqueous phase was extracted with DCM (2x100 mL). The combined organic
- 10 phases were washed with brine (50 mL), dried (magnesium sulfate), and concentrated under reduced pressure. Chromatography of the residue (0.5-5.5% 2 M methanolic ammonia/DCM) gave the title compound as a white solid (87 mg). ^1H NMR (400 MHz, CDCl_3): 7.33 (d, $J = 8.0 \text{ Hz}$, 2H), 7.23 (d, $J = 8.0 \text{ Hz}$, 2H), 3.94 (s, 2H), 3.49 (s, 2H), 2.67-2.57 (m, 4H), 2.51-2.45 (m, 8H), 1.77-
- 15 1.71 (m, 5H), 1.63-1.57 (m, 4H), 1.47-1.42 (m, 2H).

Example 31



8-[4-(4-Piperidin-1-yl-but-1-ynyl)-benzyl]-1,4-dioxaspiro[4.5]decane

- 20 $K_i = 1.8 \text{ nM}$

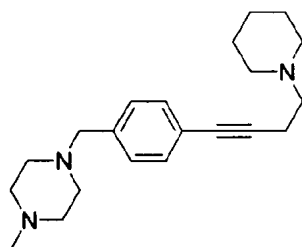
A solution of the product of Example 12 (241 mg), 1,4-dioxaspiro[4.5]decane (0.192 mL) and acetic acid (0.067 mL) in DCM (2 mL) was treated with sodium triacetoxyborohydride (318 mg) at room temperature. After

ORT-1524

16 h, the resulting mixture was treated with 10% aqueous sodium hydroxide (10 mL). The aqueous phase was extracted with DCM (2x100 mL). The combined organic phases were washed with brine (50 mL), dried (magnesium sulfate), and concentrated under reduced pressure. Chromatography of the residue (0.5-5.5% 2 M methanolic ammonia/DCM) gave the title compound as a colorless oil (108 mg). ¹H NMR (400 MHz, CDCl₃): 7.33 (d, J = 8.1 Hz, 2H), 7.22 (d, J = 8.1 Hz, 2H), 5.45 (br s, 1H), 5.31 (br s, 1H), 3.46 (s, 2H), 2.92-2.87 (m, 2H), 2.68-2.57 (m, 4H), 2.47 (br s, 4H), 2.19-2.11 (m, 1H), 2.02-1.95 (m, 2H), 1.87-1.83 (m, 2H), 1.79-1.57 (m, 7H), 1.47-1.41 (m, 2H).

10

Example 32



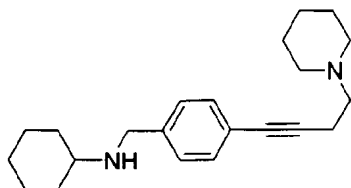
1-Methyl-4-[4-(4-piperidin-1-yl-but-1-ynyl)-benzyl]-piperazine

K_i = 0.7 nM

- 15 A solution of the product of Example 12 (241 mg), 1-methylpiperazine (0.166 mL) and acetic acid (0.067 mL) in DCM (2 mL) was treated with sodium triacetoxyborohydride (318 mg) at room temperature. After 16 h, the resulting mixture was treated with 10% aqueous sodium hydroxide (10 mL). The aqueous phase was extracted with DCM (2x100 mL). The combined organic phases were washed with brine (50 mL), dried (magnesium sulfate), and concentrated under reduced pressure. Chromatography of the residue (0.5-5.5% 2 M methanolic ammonia/DCM) gave the title compound as a colorless oil (65 mg). ¹H NMR (400 MHz, CDCl₃): 7.33 (d, J = 8.2 Hz, 2H), 7.23 (d, J = 8.2 Hz, 2H), 3.47 (s, 2H), 2.68-2.57 (m, 4H), 2.47 (br s, 12H), 2.28 (s, 3H), 1.62-1.57 (m, 4H), 1.47-1.41 (m, 2H).
- 20
- 25

ORT-1524

Example 33

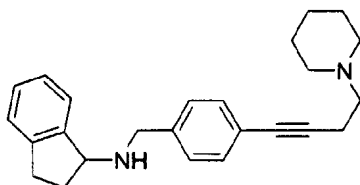


Cyclohexyl-[4-(4-piperidin-1-yl-but-1-ynyl)-benzyl]-amine

$K_i = 0.5 \text{ nM}$

- 5 A solution of the product of Example 12 (241 mg), cyclohexylamine (0.172 mL), and acetic acid (0.067 mL) in DCM (2 mL) was treated with sodium triacetoxyborohydride (318 mg) at room temperature. After 16 h, the resulting mixture was treated with 10% aqueous sodium hydroxide (10 mL). The aqueous phase was extracted with DCM (2x100 mL). The combined organic
- 10 phases were washed with brine (50 mL), dried (magnesium sulfate), and concentrated under reduced pressure. Chromatography of the residue (0.5-5.5% 2 M methanolic ammonia/DCM) gave the title compound as a colorless oil (95 mg). ^1H NMR (400 MHz, CDCl_3): 7.34 (d, $J = 8.0 \text{ Hz}$, 2H), 7.23 (d, $J = 8.0 \text{ Hz}$, 2H), 3.79 (s, 2H), 2.68-2.57 (m, 4H), 2.49-2.40 (m, 5H), 1.92-1.86 (m,
- 15 2H), 1.76-1.69 (m, 2H), 1.62-1.54 (m, 4H), 1.47-1.41 (m, 2H), 1.29-1.05 (m, 6H).

Example 34



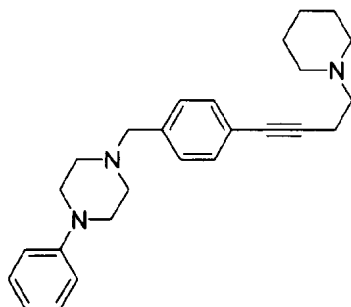
- 20 Indan-1-yl-[4-(4-piperidin-1-yl-but-1-ynyl)-benzyl]-amine
 $K_i = 1.3 \text{ nM}$

- A solution of the product of Example 12 (241 mg), 1-aminoindian (0.192 mL) and acetic acid (0.067 mL) in DCM (2 mL) was treated with sodium triacetoxyborohydride (318 mg) at room temperature. After 16 h, the resulting
- 25 mixture was treated with 10% aqueous sodium hydroxide (10 mL). The aqueous phase was extracted with DCM (2x100 mL). The combined organic phases were washed with brine (50 mL), dried (magnesium sulfate), and

ORT-1524

concentrated under reduced pressure. Chromatography of the residue (0.5-5.5% 2 M methanolic ammonia/DCM) gave the title compound as a colorless oil (118 mg). ¹H NMR (400 MHz, CDCl₃): 7.37-7.28 (m, 8H), 4.27 (t, 6.6 Hz, 1H), 3.88 (d, 5.6 Hz, 2H), 3.05-2.97 (m, 1H), 2.85-2.77 (m, 1H), 2.68-2.57 (m, 4H), 2.49-2.57 (m, 5H), 1.90-1.82 (m, 1H), 1.63-1.57 (m, 4H), 1.47-1.41 (m, 2H).

Example 35



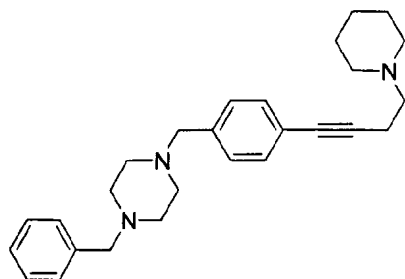
10 1-Phenyl-4-[4-(4-piperidin-1-yl-but-1-ynyl)-benzyl]-piperazine

K_i = 7.0 nM

A solution of the product of Example 12 (241 mg), 1-phenylpiperazine (0.229 mL) and acetic acid (0.067 mL) in DCM (2 mL) was treated with sodium triacetoxyborohydride (318 mg) at room temperature. After 16 h, the resulting mixture was treated with 10% aqueous sodium hydroxide (10 mL). The aqueous phase was extracted with DCM (2x100 mL). The combined organic phases were washed with brine (50 mL), dried (magnesium sulfate), and concentrated under reduced pressure. Chromatography of the residue (0.5-5.5% 2 M methanolic ammonia/DCM) gave the title compound as a colorless oil (38 mg). ¹H NMR (400 MHz, CDCl₃): 7.17 (d, J = 8.0 Hz, 2H), 7.09-7.05 (m, 4H), 6.74 (d, J = 8.2 Hz, 2H), 6.67 (t, J = 7.4 Hz, 1H), 3.36 (s, 2H), 3.01 (t, 4.9 Hz, 4H), 2.50-2.39 (m, 8H), 2.29 (br s, 4H), 1.45-1.37 (m, 4H), 1.30-1.23 (m, 2H).

ORT-1524

Example 36

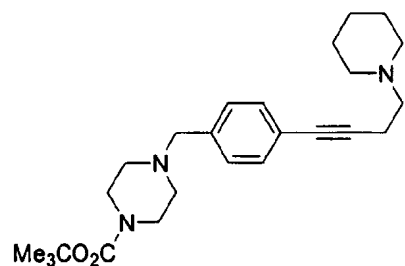


1-Benzyl-4-[4-(4-piperidin-1-yl-but-1-ynyl)-benzyl]-piperazine

 $K_i = 9.0 \text{ nM}$

- 5 A solution of the product of Example 12 (241 mg), 1-benzylpiperazine (0.261 mL) and acetic acid (0.067 mL) in DCM (2 mL) was treated with sodium triacetoxymethylborohydride (318 mg) at room temperature. After 16 h, the resulting mixture was treated with 10% aqueous sodium hydroxide (10 mL). The aqueous phase was extracted with DCM (2x100 mL). The combined organic
- 10 phases were washed with brine (50 mL), dried (magnesium sulfate), and concentrated under reduced pressure. Chromatography of the residue (0.5-5.5% 2 M methanolic ammonia/DCM) gave the title compound as a colorless oil (136 mg). ^1H NMR (400 MHz, CDCl_3): 7.38-7.21 (m, 9H), 3.51 (s, 2H), 3.48 (s, 2H), 2.68-2.56 (m, 4H), 2.46 (br s, 10H), 1.62-1.56 (m, 6H), 1.47-1.42 (m,
- 15 2H).

Example 37



4-[4-(4-Piperidin-1-yl-but-1-ynyl)-benzyl]-piperazine-1-carboxylic acid tert-butyl ester

 $K_i = 15 \text{ nM}$

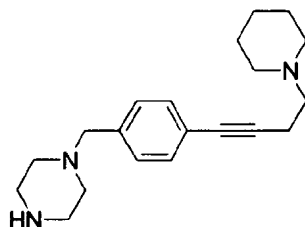
A solution of the product of Example 12 (241 mg), tert-butyl 1-piperazinecarboxylate (559 mg) and acetic acid (0.067 mL) in DCM (2 mL) was

ORT-1524

treated with sodium triacetoxymethylborohydride (318 mg) at room temperature. After 16 h, the resulting mixture was treated with 10% aqueous sodium hydroxide (10 mL). The aqueous phase was extracted with DCM (2x100 mL). The combined organic phases were washed with brine (50 mL), dried (magnesium sulfate), and concentrated under reduced pressure. Chromatography of the residue (0.5-5.5% 2 M methanolic ammonia/DCM) gave the title compound as a white solid (218 mg). ¹H NMR (400 MHz, CDCl₃): 7.34 (d, J = 8.1 Hz, 2H), 7.23 (d, J = 8.0 Hz, 2H), 3.48 (s, 2H), 3.43-3.40 (m, 4H), 2.68-2.57 (m, 4H), 2.47 (br s, 4H), 2.36 (br s, 4H), 1.64-1.57 (m, 6H), 1.45 (s, 9H).

10

Example 38



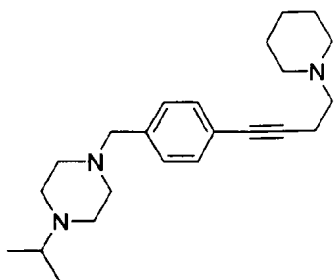
1-[4-(4-Piperidin-1-yl-but-1-ynyl)-benzyl]-piperazine

K_i = 1.3 nM

A solution of the product of Example 37 (184 mg) in 1,4-dioxane (7 mL) was treated with 4 N HCl in 1,4-dioxane at room temperature for 16 h. The solvent was evaporated, and the resulting mixture was treated with 10% aqueous sodium hydroxide (10 mL). The aqueous phase was extracted with 10% methanol in DCM (2x100 mL). The combined organic phases were washed with brine (50 mL), dried (magnesium sulfate), and concentrated under reduced pressure. Chromatography of the residue (1-6% 2 M methanolic ammonia/DCM) gave the title compound as a white solid (97 mg). ¹H NMR (400 MHz, CDCl₃): 7.34 (d, J = 8.0 Hz, 2H), 7.23 (d, J = 8.0 Hz, 2H), 3.47 (s, 2H), 2.91 (t, J = 4.8 Hz, 4H), 2.69-2.58 (m, 4H), 2.48-2.43 (m, 8H), 1.64-1.58 (m, 4H), 1.47-1.41 (m, 2H).

ORT-1524

Example 39

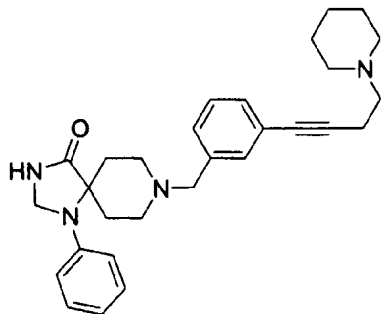


1-Isopropyl-4-[4-(4-piperidin-1-yl-but-1-ynyl)-benzyl]-piperazine

 $K_i = 1.3 \text{ nM}$

- 5 A solution of the product of Example 38 (74 mg), acetone (5 mL) and acetic acid (0.014 mL) in DCM (3 mL) was treated with sodium triacetoxyborohydride (67 mg) at room temperature. After 16 h, the resulting mixture was treated with 10% aqueous sodium hydroxide (10 mL). The aqueous phase was extracted with DCM (2x100 mL). The combined organic phases were washed with brine
- 10 (50 mL), dried (magnesium sulfate), and concentrated under reduced pressure. Chromatography of the residue (0.5-5.5% 2 M methanolic ammonia/DCM) gave the title compound as a colorless oil (65 mg). ^1H NMR (400 MHz, CDCl_3): 7.33 (d, $J = 8.0 \text{ Hz}$, 2H), 7.23 (d, $J = 8.1 \text{ Hz}$, 2H), 3.48 (s, 2H), 2.68-2.47 (m, 16H), 1.66 (br s, 1H), 1.63-1.57 (m, 4H), 1.48-1.41 (m, 2H), 1.04 (d, $J = 6.5 \text{ Hz}$,
- 15 2H).

Example 40



1-Phenyl-8-[3-(4-piperidin-1-yl-but-1-ynyl)-benzyl]-1,3,8-triaza-spiro[4.5]decan-4-one

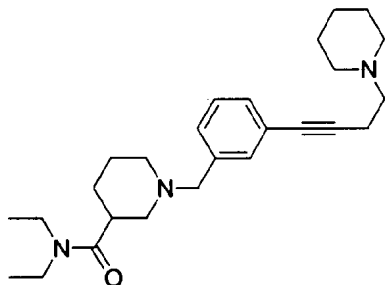
 $K_i = 2.0 \text{ nM}$

ORT-1524

Prepared analogously to Example 15 using 1-phenyl-1,3,8-triazaspiro[4.5]decan-4-one. ^1H NMR (400 MHz, CDCl_3): 7.41(s, 1H), 7.32-7.21(m, 5H), 6.94-6.85(m, 2H), 4.73(s, 2H), 3.54(s, 2H), 2.84-2.58(m, 10H), 2.47(bs, 4H), 1.65(d, 23.2 Hz, 2H), 1.62-1.58(m, 4H), 1.47-1.43(m, 2H).

5

Example 41



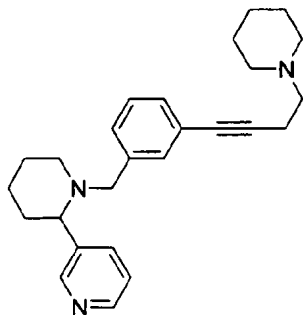
1-[3-(4-Piperidin-1-yl-but-1-ynyl)-benzyl]-piperidine-3-carboxylic acid diethylamide

10 $K_i = 3.0 \text{ nM}$

Prepared analogously to Example 15 using piperidine-3-carboxylic acid diethylamide. ^1H NMR (400 MHz, CDCl_3): 7.36(s, 1H), 7.28-7.21(m, 3H), 3.46(s, 2H), 3.38-3.25(m, 4H), 2.87-2.81(m, 2H), 2.75-2.57(m, 5H), 2.46-2.42(m, 4H), 2.19(t, $J = 11.1 \text{ Hz}$, 1H), 1.99-1.94(m, 1H), 1.77-1.42(m, 10H),

15 3.94(t, $J = 7.1 \text{ Hz}$, 3H), 1.07(t, $J = 7.1 \text{ Hz}$, 3H).

Example 42



1-[3-(4-Piperidin-1-yl-but-1-ynyl)-benzyl]-1,2,3,4,5,6-hexahydro-[2,3']bipyridinyl

20 $K_i = 11 \text{ nM}$

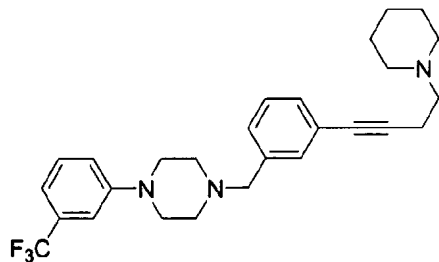
Prepared analogously to Example 15 using 1,2,3,4,5,6-hexahydro-[2,3']bipyridinyl. ^1H NMR (400 MHz, CDCl_3): 8.64 (d, $J = 2.6 \text{ Hz}$, 1H), 8.50-8.48

ORT-1524

(m, 1H), 7.80 (d, J = 7.9Hz, 1H), 7.81-7.12(m, 5H), 3.64(d, J = 13.5 Hz, 1H), 3.17-3.13(m, 1H), 2.94(d, J = 11.4 Hz, 1H), 2.79(d, J = 13.6 Hz, 1H), 2.60-2.58(m, 4H), 2.47(bs, 4H), 1.96-1.90(m, 1H), 1.82-1.75(m, 2H), 1.66-1.39(m, 10H).

5

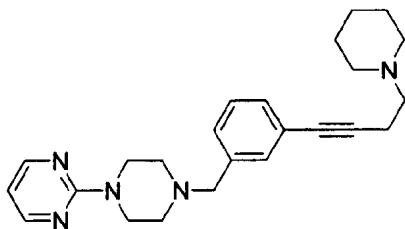
Example 43



1-[3-(4-Piperidin-1-yl-but-1-ynyl)-benzyl]-4-(3-trifluoromethyl-phenyl)-piperazine
 $K_i = 91 \text{ nM}$

- 10 Prepared analogously to Example 15 using 1-(3-trifluoromethyl-phenyl)-piperazine. ^1H NMR (400 MHz, CDCl_3): 7.39(s, 1H), 7.35-7.22(m, 4H), 7.10-7.03(m, 3H), 3.52(s, 2H), 3.24(t, J = 5.0 Hz, 4H), 2.69-2.58(m, 8H), 2.47(bs, 4H), 1.63-1.58(m, 4H), 1.47-1.42(m, 2H).

15 Example 44

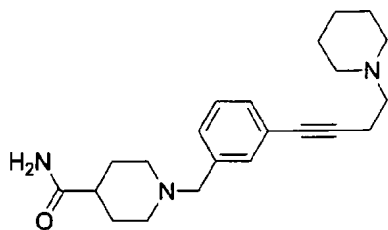


2-{4-[3-(4-Piperidin-1-yl-but-1-ynyl)-benzyl]-piperazin-1-yl}-pyrimidine
 $K_i = 9.0 \text{ nM}$

- 20 Prepared analogously to Example 15 using 2-piperazin-1-yl-pyrimidine. ^1H NMR (400 MHz, CDCl_3): 8.29(d, J = 4.7Hz, 2H), 7.39(s, 1H), 7.31-7.22(m, 3H), 6.46(t, J = 4.8Hz, 1H), 3.82(t, J = 5.1Hz, 4H), 3.50(s, 2H), 2.68-2.58(m, 4H), 2.50-2.47(m, 8H), 1.72-1.57(m, 4H), 1.47-1.41(m, 2H).

ORT-1524

Example 45

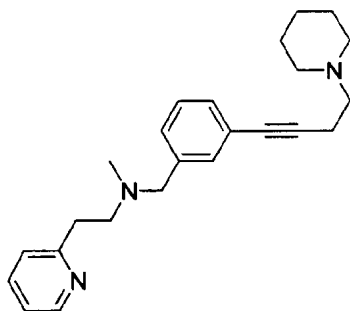


1-[3-(4-Piperidin-1-yl-but-1-ynyl)-benzyl]-piperidine-4-carboxylic acid amide

$K_i = 2.0 \text{ nM}$

- 5 Prepared analogously to Example 15 using piperidine-4-carboxylic acid amide.
 ^1H NMR (400 MHz, CDCl_3): 8.29(s, 1H), 7.40(s, 1H), 7.31-7.23(m, 3H), 4.38-4.31(m, 1H), 3.52(s, 2H), 3.02(d, 2H), 2.70-2.55(m, 4H), 2.48-2.42(m, 8H), 2.19-2.13(m, 2H), 1.81-1.78(m, 2H), 1.63-1.60(m, 2H), 1.46-1.45(m, 2H).

10 Example 46



Methyl-[3-(4-piperidin-1-yl-but-1-ynyl)-benzyl]-(2-pyridin-2-yl-ethyl)-amine

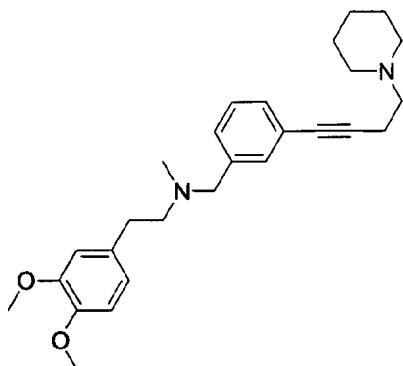
$K_i = 4.0 \text{ nM}$

Prepared analogously to Example 15 using methyl-(2-pyridin-2-yl-ethyl)-amine.

- 15 ^1H NMR (400 MHz, CDCl_3): 8.53-8.51(m, 1H), 7.61-7.56(m, 1H), 7.30-7.09(m, 6H), 3.51(s, 2H), 3.02-2.98(m, 2H), 2.82-2.78(m, 2H), 2.68-2.57(m, 4H), 2.47(bs, 4H), 2.26(s, 3H), 1.63-1.57(m, 4H), 1.47-1.42(m, 2H).

ORT-1524

Example 47



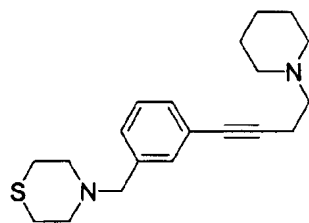
[2-(3,4-Dimethoxy-phenyl)-ethyl]-methyl-[3-(4-piperidin-1-yl-but-1-ynyl)-benzyl]-amine

5 $K_i = 3.0 \text{ nM}$

Prepared analogously to Example 15 using [2-(3,4-dimethoxy-phenyl)-ethyl]-methyl-amine. ^1H NMR (400 MHz, CDCl_3): 7.36(s, 1H), 7.29-7.20(m, 3H), 6.80-6.71(m, 3H), 3.86(s, 6H), 3.51(s, 2H), 2.78-2.75(m, 2H), 2.68-2.57(m, 6H), 2.46(bs, 4H), 2.26(s, 3H), 1.63-1.59(m, 4H), 1.47-1.44(m, 2H).

10

Example 48



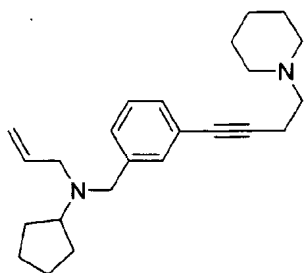
4-[3-(4-Piperidin-1-yl-but-1-ynyl)-benzyl]-thiomorpholine

$K_i = 1.0 \text{ nM}$

15 Prepared analogously to Example 15 using thiomorpholine. ^1H NMR (400 MHz, CDCl_3): 7.34(s, 1H), 7.29-7.20(m, 3H), 3.46(s, 2H), 2.69-2.57(m, 12H), 2.47(s, 4H), 1.63-1.57(m, 4H), 1.47-1.42(m, 2H).

ORT-1524

Example 49

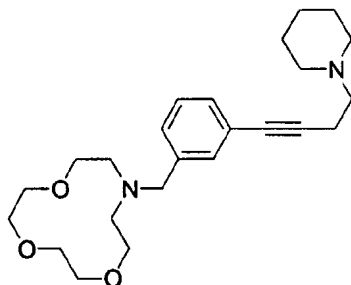


Allyl-cyclopentyl-[3-(4-piperidin-1-yl-but-1-ynyl)-benzyl]-amine

 $K_i = 2.0 \text{ nM}$

- 5 Prepared analogously to Example 15 using allyl-cyclopentyl-amine. ^1H NMR (400 MHz, CDCl_3): 7.37(s, 1H), 7.26-7.18(m, 3H), 5.94-5.84(m, 1H), 5.16-5.09(m, 2H), 3.57(s, 2H), 3.13-3.07(m, 3H), 2.69-2.57(m, 4H), 2.47(bs, 4H), 1.81-1.75(m, 2H), 1.67-1.43(m, 12H).

10 Example 50



10-[3-(4-Piperidin-1-yl-but-1-ynyl)-benzyl]-1,4,7-trioxa-10-aza-cyclododecane

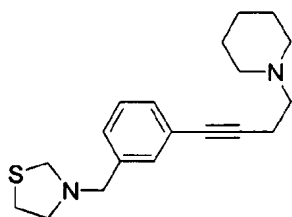
 $K_i = 2.0 \text{ nM}$

Prepared analogously to Example 15 using 1,4,7-trioxa-10-aza-cyclododecane.

- 15 ^1H NMR (400 MHz, CDCl_3): 7.38(s, 1H), 7.30-7.19(m, 3H), 3.72-2.69(m, 8H), 3.64-3.62(m, 6H), 2.74(t, $J = 4.9\text{Hz}$, 4H), 2.68-2.58(m, 4H), 2.47(bs, 4H), 1.63-1.57(m, 4H), 1.47-1.43(m, 2H).

ORT-1524

Example 51

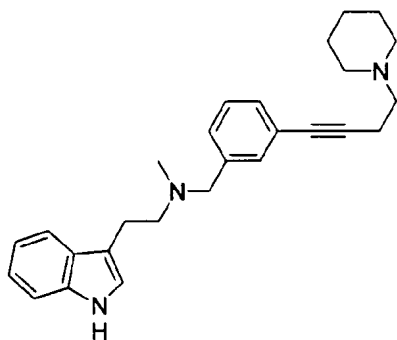


1-[4-(3-Thiazolidin-3-ylmethyl-phenyl)-but-3-ynyl]-piperidine

$K_i = 1.0 \text{ nM}$

- 5 Prepared analogously to Example 15 using thiazolidine. ^1H NMR (400 MHz, CDCl_3): 7.41(s, 1H), 7.32-7.23(m, 3H), 4.05(s, 2H), 3.51(s, 2H), 3.09(t, $J = 6.3 \text{ Hz}$, 2H), 2.95(t, $J = 6.4 \text{ Hz}$, 2H), 2.68-2.58(m, 4H), 2.47(bs, 4H), 1.63-1.58(m, 4H), 1.47-1.43(m, 2H).

10 Example 52



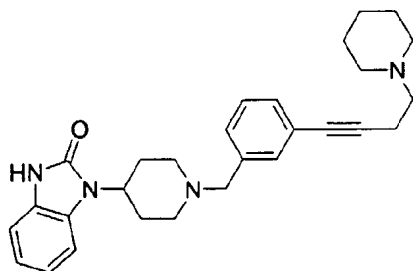
[2-(1H-Indol-3-yl)-ethyl]-methyl-[3-(4-piperidin-1-yl-but-1-ynyl)-benzyl]-amine

$K_i = 2.0 \text{ nM}$

- 15 Prepared analogously to Example 15 using [2-(1H-indol-3-yl)-ethyl]-methyl-amine. ^1H NMR (400 MHz, CDCl_3): 8.11(s, 1H), 7.55(d, 1H), 7.36-7.01(m, 8H), 3.54(s, 2H), 3.00-2.96(m, 2H), 2.75-2.58(m, 6H), 2.48(bs, 4H), 2.32(s, 3H), 1.63-1.59(m, 4H), 1.47-1.43(m, 2H).

ORT-1524

Example 53



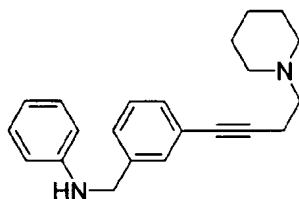
1-{1-[3-(4-Piperidin-1-yl-but-1-ynyl)-benzyl]-piperidin-4-yl}-1,3-dihydro-benzimidazol-2-one

5 $K_i = 1.0 \text{ nM}$

Prepared analogously to Example 15 using 1-piperidin-4-yl-1,3-dihydro-benzimidazol-2-one. $^1\text{H NMR}$ (400 MHz, CDCl_3): 7.35(s, 1H), 7.29-7.21(m, 3H), 5.41(d, 30.1Hz, 2H), 3.45(s, 2H), 2.90(d, $J = 11.7\text{Hz}$, 2H), 2.68-2.57(m, 4H), 2.68-2.57(m, 4H), 2.47(bs, 4H), 2.19-2.11(m, 1H), 2.02-1.96(m, 2H), 1.88-1.63(m, 4H), 1.62-1.57(m, 4H), 1.47-1.42(m, 2H).

10

Example 54



Phenyl-[3-(4-piperidin-1-yl-but-1-ynyl)-benzyl]-amine

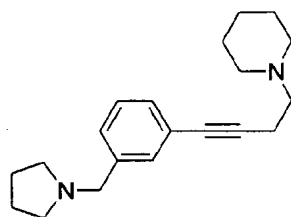
15 $K_i = 110 \text{ nM}$

Prepared analogously to Example 15 using aniline. $^1\text{H NMR}$ (400 MHz, CDCl_3): 7.41(s, 1H), 7.40-7.24(m, 3H), 7.19-7.15(m, 2H), 6.72(t, $J = 7.3\text{Hz}$, 1H), 6.63-6.61(m, 2H), 4.29(d, $J = 5.2\text{Hz}$, 2H), 4.03(bs, 1H), 2.68-2.57(m, 4H), 2.46(bs, 4H), 2.18(s, 1H), 1.62-1.57(m, 4H), 1.47-1.44(m, 2H).

20

ORT-1524

Example 55

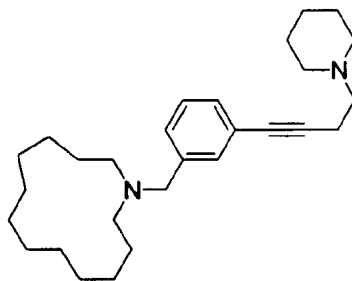


1-[4-(3-Pyrrolidin-1-ylmethyl-phenyl)-but-3-ynyl]-piperidine

 $K_i = 1.0 \text{ nM}$

- 5 Prepared analogously to Example 15 using pyrrolidine. ^1H NMR (400 MHz, CDCl_3): 7.37(s, 1H), 7.28-7.22(m, 3H), 3.56(s, 2H), 2.68-2.57(m, 4H), 2.51-2.46(m, 8H), 1.79-1.76(m, 4H), 1.70-1.57(m, 4H), 1.47-1.43(m, 2H).

Example 56



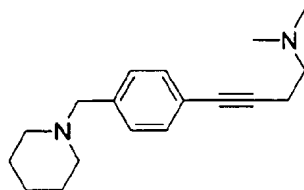
10

1-[3-(4-Piperidin-1-yl-but-1-ynyl)-benzyl]-azacyclotridecane

 $K_i = 13 \text{ nM}$

- Prepared analogously to Example 15 using azacyclotridecane. ^1H NMR (400 MHz, CDCl_3): 7.37(s, 1H), 7.28-7.19(m, 3H), 3.43(s, 2H), 2.50(bs, 4H), 2.36-2.33(m, 8H), 1.65-1.38(m, 26H).
- 15

Example 57



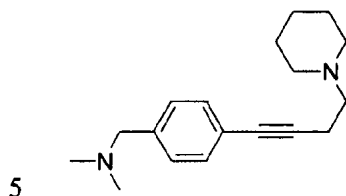
Dimethyl-[4-(4-piperidin-1-ylmethyl-phenyl)-but-3-ynyl]-amine

20

ORT-1524

May be prepared analogously to Example 19 using dimethylamine hydrochloride.

Example 58

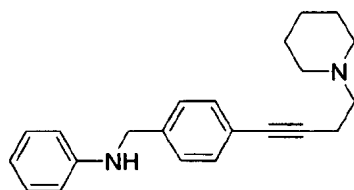


Dimethyl-[4-(4-piperidin-1-yl-but-1-ynyl)-benzyl]-amine

May be prepared analogously to Example 23 using dimethylamine hydrochloride.

10

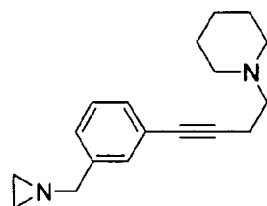
Example 59



Phenyl-[4-(4-piperidin-1-yl-but-1-ynyl)-benzyl]-amine

15 May be prepared analogously to Example 23 using aniline.

Example 60



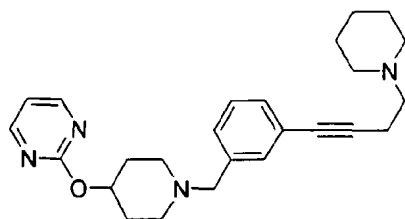
1-[4-(3-Aziridin-1-ylmethyl-phenyl)-but-3-ynyl]-piperidine

20

May be prepared analogously to Example 15 using aziridine hydrochloride.

ORT-1524

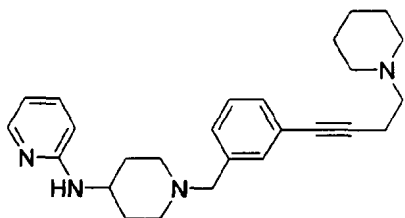
Example 61



2-{1-[3-(4-Piperidin-1-yl-but-1-ynyl)-benzyl]-piperidin-4-yloxy}-pyrimidine

- 5 May be prepared analogously to Example 15 using 2-(piperidin-4-yloxy)-pyrimidine.

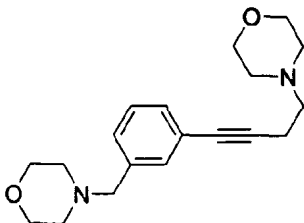
Example 62



- 10 {1-[3-(4-Piperidin-1-yl-but-1-ynyl)-benzyl]-piperidin-4-yl}-pyridin-2-yl-amine

May be prepared analogously to Example 15 using piperidin-4-yl-pyridin-2-yl-amine.

- 15 Example 63

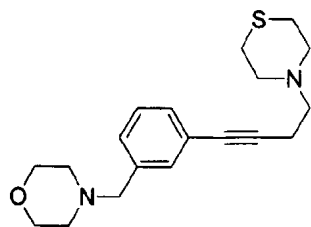


4-[4-(3-Morpholin-4-ylmethyl-phenyl)-but-3-ynyl]-morpholine

- 20 May be prepared analogously to Example 15 using the product of Example 10 and morpholine.

ORT-1524

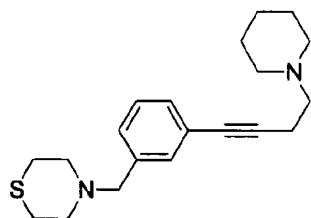
Example 64



4-[3-(4-Thiomorpholin-4-yl-but-1-ynyl)-benzyl]-morpholine

- 5 May be prepared analogously to Example 15 using the product of Example 11 and morpholine.

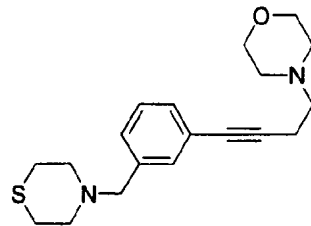
Example 65



- 10 4-[3-(4-Piperidin-1-yl-but-1-ynyl)-benzyl]-thiomorpholine

May be prepared analogously to Example 15 using thiomorpholine.

Example 66



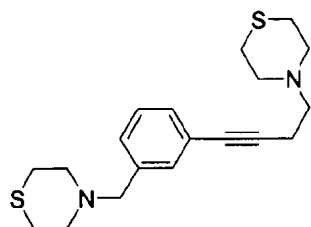
- 15 4-[4-(3-Thiomorpholin-4-ylmethyl-phenyl)-but-3-ynyl]-morpholine

May be prepared analogously to Example 15 using the product of Example 10 and thiomorpholine.

20

ORT-1524

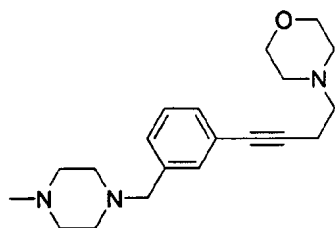
Example 67



4-[3-(4-Thiomorpholin-4-yl-but-1-ynyl)-benzyl]-thiomorpholine

- 5 May be prepared analogously to Example 15 using the product of Example 11 and thiomorpholine.

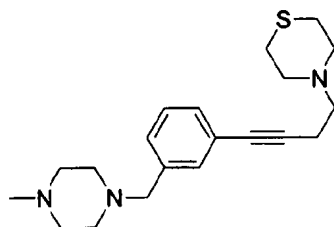
Example 68



- 10 4-[3-(4-Methyl-piperazin-1-ylmethyl)-phenyl]-but-3-ynyl-morpholine

May be prepared analogously to Example 15 using the product of Example 10 and 1-methylpiperazine.

- 15 Example 69

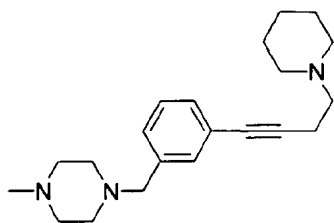


4-[3-(4-Methyl-piperazin-1-ylmethyl)-phenyl]-but-3-ynyl-thiomorpholine

- 20 May be prepared analogously to Example 15 using the product of Example 11 and 1-methylpiperazine.

ORT-1524

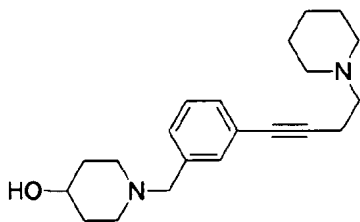
Example 70



1-Methyl-4-[3-(4-piperidin-1-yl-but-1-ynyl)-benzyl]-piperazine

- 5 May be prepared analogously to Example 15 using 1-methylpiperazine.

Example 71

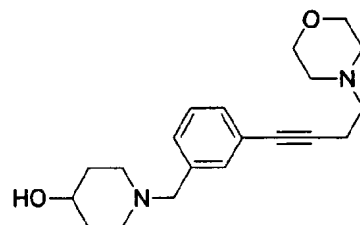


1-[3-(4-Piperidin-1-yl-but-1-ynyl)-benzyl]-piperidin-4-ol

10

May be prepared analogously to Example 15 using piperidin-4-ol.

Example 72

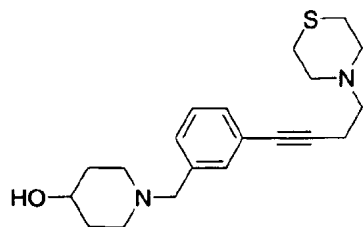


15 1-[3-(4-Morpholin-4-yl-but-1-ynyl)-benzyl]-piperidin-4-ol

May be prepared analogously to Example 15 using the product of Example 10 and piperidin-4-ol.

ORT-1524

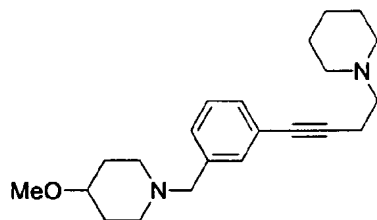
Example 73



1-[3-(4-Thiomorpholin-4-yl-but-1-ynyl)-benzyl]-piperidin-4-ol

- 5 May be prepared analogously to Example 15 using the product of Example 11 and piperidin-4-ol.

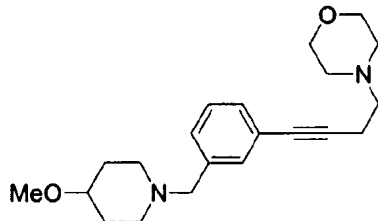
Example 74



- 10 1-[4-[3-(4-Methoxy-piperidin-1-ylmethyl)-phenyl]-but-3-ynyl]-piperidine

May be prepared analogously to Example 15 using 4-methoxypiperidine.

Example 75



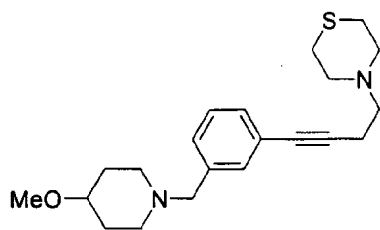
- 15 4-[4-[3-(4-Methoxy-piperidin-1-ylmethyl)-phenyl]-but-3-ynyl]-morpholine

May be prepared analogously to Example 15 using the product of Example 10 and 4-methoxypiperidine.

20

ORT-1524

Example 76



4-{4-[3-(4-Methoxy-piperidin-1-ylmethyl)-phenyl]-but-3-ynyl}-thiomorpholine

- 5 May be prepared analogously to Example 15 using the product of Example 11 and 4-methoxypiperidine.

10

ORT-1524

Example 77

BIOLOGICAL METHODS5 In Vitro

Transfection of cells with human histamine receptor

A 10 cm tissue culture dish with a confluent monolayer of SK-N-MC cells was split two days prior to transfection. Using sterile technique the media was removed and the cells were detached from the dish by the addition of trypsin.

- 10 One fifth of the cells were then placed onto a new 10 cm dish. Cells were grown in a 37 °C incubator with 5% CO₂ in Minimal Essential Media Eagle with 10% Fetal Bovine Serum. After two days cells were approximately 80% confluent. These were removed from the dish with trypsin and pelleted in a clinical centrifuge. The pellet was then re-suspended in 400 µL complete
- 15 media and transferred to an electroporation cuvette with a 0.4 cm gap between the electrodes. One microgram of supercoiled H₃ receptor cDNA was added to the cells and mixed. The voltage for the electroporation was set at 0.25 kV, the capacitance was set at 960 µF. After electroporation the cells were diluted into 10 mL complete media and plated onto four 10 cm dishes. Because of the
- 20 variability in the efficiency of electroporation, four different concentrations of cells were plated. The ratios used were; 1:20, 1:10, 1:5, with the remainder of the cells being added to the fourth dish. The cells were allowed to recover for 24 hours before adding the selection media (complete media with 600 µg/mL G418). After 10 days dishes were analyzed for surviving colonies of cells.
- 25 Dishes with well isolated colonies were used. Cells from individual colonies were isolated and tested. SK-N-MC cells were used because they give efficient coupling for inhibition of adenylate cyclase. The clones that gave the most robust inhibition of adenylate cyclase in response to histamine were used for further study.

30

[³H]-N-methylhistamine binding

ORT-1524

Cell pellets from histamine H₃ receptor-expressing SK-N-MC cells were homogenized in 20 mM TrisHCl/0.5 mM EDTA. Supernatants from a 800 g spin were collected, recentrifuged at 30,000 g for 30 min. Pellets were re-homogenized in 50 mM Tris/5 mM EDTA (pH 7.4). Membranes were

5 incubated with 0.8 nM [³H]-N-methylhistamine plus/minus test compounds for 45 min at 25 °C and harvested by rapid filtration over GF/C glass fiber filters (pretreated with 0.3 % polyethylenimine) followed by four washes with ice cold buffer. Filters were dried, added to 4 mL scintillation cocktail and then counted on a liquid scintillation counter. Non-specific binding was defined with 10 μM

10 histamine. The pK_i values were calculated based on a K_d of 800 pM and a ligand concentration ([L]) of 800 pM according to the formula:

$$K_i = (IC_{50}) / (1 + ([L] / (K_d)))$$

15

In Vivo

Elucidation of oral absorption and blood-brain barrier penetration profiles of H₃ receptor antagonists in the rat

20 A rat *in vivo* system was used to determine the blood-brain barrier penetration profiles and kinetics of various H₃ receptor antagonists after single bolus oral administration.

Female Sprague Dawley Rats (~300 gram body weight) were housed in

25 accordance with institutional standards and allowed to acclimate for at least 7 days prior to the study. Each H₃ antagonist was formulated in 0.5% hydroxypropylmethyl cellulose at a concentration of 1 mg/mL for oral dosing. The test compound was administered to each of eight animals as a single oral dose of 10 mL/kg (10 mg/kg). Remaining dosing solution was retained for

30 analysis. Two animals from each original group of eight were euthanized via CO₂ asphyxiation at t = 1, 6, 24, and 48 h. After each animal was euthanized, 0.1 mL of its blood was sampled via cardiac puncture, and its brain was

ORT-1524

removed via dissection of the cranial bones and placed in a pre-weighed 50 mL conical tube on dry ice.

5 The blood was added to 0.3 mL of 6% trichloroacetic acid, and the acidified sample was vortexed and then centrifuged (5 min at 14,000 rpm in a microcentrifuge). The clear supernatant was retained for analysis. The frozen brain was weighed, homogenized in 6% trichloroacetic acid (3 mL/g wet weight of tissue), and then centrifuged. The clear supernatant was retained for analysis. The supernatants from the blood and brain samples were analyzed
10 by liquid chromatography with mass spectral detection utilizing selective reaction monitoring (LC-MS/MS). The LC method used a Phenomenex Polar RP column (2 x 50 mm) and a linear solvent gradient of water and acetonitrile (both 1% in acetic acid).

15 Graphs of H₃ receptor antagonist concentration versus time for blood and brain were generated from the LC-MS/MS results. The mean residency time (MRT) of the H₃ receptor antagonist, in blood or in the brain, was calculated from the ratio of the area under the first moment curve (AUMC) to the area under the concentration time curve (AUC): AUMC/AUC. The Blood
20 Brain Barrier index was calculated from the log of $AUC_{\text{brain}}/AUC_{\text{blood}}$.

F. Other Embodiments

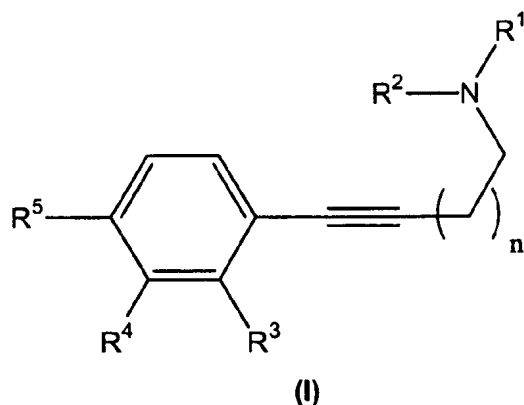
25 The features and advantages of the invention will be apparent to one of ordinary skill in view of the discussion, examples, embodiments, and claims relating to the invention. The invention also contemplates variations and adaptations, based on the disclosure herein concerning the key features and advantages of the invention, and within the abilities of one of ordinary skill.

30 What is claimed is:

ORT-1524

CLAIMS

- 5 1. A compound of formula (I)



wherein n is an integer from 0 to 1;

- 10 R^1 and R^2 are independently selected from C_{1-3} alkyl, allyl, and C_{3-8} cycloalkyl, or taken together with the nitrogen to which they are attached, they form a non-aromatic 4-7 membered heterocyclyl optionally including up to two additional heteroatoms independently selected from O, S, and N;
- 15 one of R^3 , R^4 , and R^5 is G, one of the remaining two is hydrogen, and the other is selected from hydrogen, fluoro, and chloro;

G is L^2Q ;

- 20 L^2 is methylene;

- Q is NR^8R^9 wherein R^8 is independently selected from hydrogen, C_{1-6} alkyl, C_{3-6} alkenyl, 6-9 membered carbocyclyl, 3-12 membered heterocyclyl, phenyl, (5-9-membered heterocyclyl) C_{1-6} alkylene, and (phenyl) C_{1-6} alkylene; and R^9 is
- 25 independently selected from C_{1-6} alkyl, C_{3-6} alkenyl, 6-9 membered carbocyclyl, 3-12 membered heterocyclyl, phenyl, (5-9-membered heterocyclyl) C_{1-6} alkylene, and (phenyl) C_{1-6} alkylene;

ORT-1524

or

Q is a saturated 3-13 membered N-linked heterocyclyl, wherein, in addition to
5 the N-linking nitrogen, the 3-13 membered heterocyclyl may optionally contain
between 1 and 3 additional heteroatoms independently selected from O, S,
and N;

wherein each of the above alkyl, alkylene, alkenyl, heterocyclyl, cycloalkyl,
10 carbocyclyl, and aryl groups of Formula (I) may each be independently and
optionally substituted with between 1 and 3 substituents independently
selected from methoxy, halo, amino, nitro, hydroxyl, and C₁₋₃ alkyl;

and wherein 1-3 substituents of Q can be further independently selected (in
15 addition to the preceding paragraph) from *tert*-butoxycarbonyl, carboxamide,
C₁₋₆ alkyl, 5-9-membered heterocyclyl, N(C₁₋₆ alkyl)(5-9 membered
heterocyclyl), NH(5-9 membered heterocyclyl), O(5-9 membered heterocyclyl),
(5-9 membered heterocyclyl)C₁₋₃ alkylene, phenyl, C₁₋₂-hydroxyalkylene, C₂₋₆
alkoxy, (C₃₋₆ cycloalkyl)-O-, phenyl, (phenyl)C₁₋₃ alkylene, and (phenyl)C₁₋₃
20 alkylene-O- and where said substituent groups of Q may optionally have
between 1 and 3 substituents independently selected from trifluoromethyl,
halo, nitro, cyano, and hydroxy;

or a pharmaceutically acceptable salt, ester, or amide thereof.

25

2. A compound of claim 1, wherein NR¹R² taken together form piperidinyl,
methylpiperidinyl, dimethylamino, pyrrolidinyl, diethylamino,
methylethylamino, ethylpropylamino, or dipropylamino.
- 30 3. A compound of claim 2, wherein NR¹R² taken together form piperidinyl,
pyrrolidinyl, or diethylamino.

ORT-1524

4. A compound of claim 3, wherein NR^1R^2 taken together form piperidinyl or pyrrolidinyl.
5. A compound of claim 1, wherein one of R^4 and R^5 is G.
- 5 6. A compound of claim 5, wherein R^4 is G.
7. A compound of claim 5, wherein R^5 is G.
- 10 8. A compound of claim 1, wherein n is 1.
9. A compound of claim 1, wherein Q is a saturated N-linked nitrogen-containing heterocyclyl.
- 15 10. A compound of claim 9, wherein Q is selected from substituted or unsubstituted piperidinyl, substituted or unsubstituted piperazinyl, pyrrolinyl, pyrrolidinyl, thiomorpholinyl, and morpholinyl.
- 20 11. A compound of claim 10, wherein substituted Q is selected from N-(C₁₋₆ alkyl) piperazinyl, N-phenyl-piperazinyl, 1,3,8-triaza-spiro[4.5]decyl, and 1,4-dioxo-8-aza-spiro[4.5]decyl.
- 25 12. A compound of claim 9, wherein Q is a monovalent radical of an amine selected from aziridine, 1,4,7-trioxa-10-aza-cyclododecane, thiazolidine, 1-phenyl-1,3,8-triaza-spiro[4.5]decan-4-one, piperidine-3-carboxylic acid diethylamide, 1,2,3,4,5,6-hexahydro-[2,3']bipyridinyl, 4-(3-trifluoromethyl-phenyl)-piperazine, 2-piperazin-1-yl-pyrimidine, piperidine-4-carboxylic acid amide, methyl-(2-pyridin-2-yl-ethyl)-amine, [2-(3,4-dimethoxy-phenyl)-ethyl]-methyl-amine, thiomorpholinyl, allyl-cyclopentyl-amine, [2-(1H-indol-3-yl)-ethyl]-methyl-amine, 1-piperidin-4-yl-1,3-dihydro-benzoimidazol-2-one, 2-(piperidin-4-yloxy)-pyrimidine, piperidin-4-yl-pyridin-2-yl-amine, phenylamine, pyridin-2-ylamine.
- 30

ORT-1524

13. A compound of claim 11, wherein Q is selected from *N*-morpholinyl and *N*-piperidinyl, optionally substituted with between 1 and 3 substituents selected from hydroxyl, carboxamide, C₁₋₆ alkyl, 5-9 membered heterocyclyl, N(C₁₋₆ alkyl)(5-9 membered heterocyclyl), NH(5-9 membered heterocyclyl), (5-9 membered heterocyclyl)C₁₋₃ alkylene, C₁₋₂-hydroxyalkylene, O(5-9 membered heterocyclyl), C₁₋₆ alkoxy, (C₃₋₆ cycloalkyl)-O-, phenyl, (phenyl)C₁₋₃ alkylene, and (phenyl)C₁₋₃ alkylene-O- where each of above heterocyclyl, phenyl, and alkyl groups may be optionally substituted with from 1 to 3 substituents independently selected from halo, nitro, cyano, and C₁₋₃ alkyl.
14. A compound of claim 11, wherein Q is substituted with a substituent comprising a C₁₋₆ heterocyclyl group selected from: pyridyl, pyrimidyl, furyl, thiofuryl, imidazolyl, (imidazolyl)C₁₋₆ alkylene, oxazolyl, thiazolyl, 2,3-dihydro-indolyl, benzimidazolyl, 2-oxobenzimidazolyl, (tetrazolyl)C₁₋₆ alkylene, tetrazolyl, (triazolyl)C₁₋₆ alkylene, triazolyl, (pyrrolyl)C₁₋₆ alkylene, and pyrrolyl.
15. A compound of claim 14, wherein Q is a substituted or unsubstituted *N*-morpholinyl.
16. A compound of claim 1, wherein R⁸ is hydrogen.
17. A compound of claim 16, wherein R⁹ is selected from phenyl or 5-9 membered aromatic heterocyclyl, wherein said phenyl or aromatic heterocyclyl is optionally substituted with 1-3 substituents selected from halo, nitro, cyano, and C₁₋₃ alkyl.
18. A compound of claim 17, wherein R⁹ is selected from substituted or unsubstituted phenyl, pyridyl, pyrimidyl, furyl, thiofuryl, imidazolyl, (imidazolyl)C₁₋₆ alkylene, oxazolyl, thiazolyl, 2,3-dihydro-indolyl, benzimidazolyl, 2-oxobenzimidazolyl, (tetrazolyl)C₁₋₆ alkylene, tetrazolyl, (triazolyl)C₁₋₆ alkylene, triazolyl, (pyrrolyl)C₁₋₆ alkylene, and pyrrolyl.

ORT-1524

19. A compound of claim 18, wherein R⁹ is substituted or unsubstituted phenyl.
- 5 20. A compound of claim 18, wherein R⁹ is substituted or unsubstituted pyridyl.
21. A compound of claim 1, wherein n is 1;
- 10 R¹ and R² are independently selected from C₂ alkyl, or taken together with the nitrogen to which they are attached, they form a non-aromatic 5-6 membered heterocyclyl optionally including an additional heteroatom independently selected from O, S, and N;
- 15 one of R³, R⁴, and R⁵ is G and the two remaining are H;
- G is L²Q;
- L² is methylene;
- 20 Q is NR⁸R⁹ wherein R⁸ is independently selected from hydrogen, C₁₋₂ alkyl, C₃ alkenyl, 6-9 membered carbocyclyl, 3-12 membered heterocyclyl, phenyl, (5-9-membered heterocyclyl)C₂ alkylene, and (phenyl) C₂ alkylene; and R⁹ is independently selected from C₁₋₂ alkyl,
- 25 C₃ alkenyl, 6-9 membered carbocyclyl, 3-12 membered heterocyclyl, phenyl, (5-9-membered heterocyclyl)C₂ alkylene, and (phenyl) C₂ alkylene;
- or
- 30 Q is a saturated 3-13 membered N-linked heterocyclyl, wherein, in addition to the N-linking nitrogen, the 3-13 membered heterocyclyl may

ORT-1524

optionally contain between 1 and 3 additional heteroatoms selected from O, S, and N;

wherein each of the above alkyl, alkylene, alkenyl, alkenylene,
heterocyclyl, and carbocyclyl groups may each be independently and
optionally substituted with between 1 and 3 substituents selected from
methoxy, halo, amino, nitro, hydroxyl, and C₁₋₃ alkyl;

and wherein substituents of Q can be further selected from *tert*-
butyloxycarbonyl, carboxamide, 5-9-membered heterocyclyl, NH(6-
membered heterocyclyl), O(6-membered heterocyclyl), phenyl, C₂-
hydroxyalkylene, hydroxy, benzyl and, where each of above
heterocyclyl, phenyl, and alkyl substituent groups of Q may be optionally
substituted with trifluoromethyl.

or a pharmaceutically acceptable salt, ester, or amide thereof.

22. A compound of claim 1, wherein

(a) NR¹R² taken together form piperidinyl, pyrrolidinyl, or
diethylamino, and

(b) Q is selected from substituted or unsubstituted piperidinyl,
piperazinyl, pyrrolinyl, pyrrolidinyl, thiomorpholinyl, and
morpholinyl.

23. A compound of claim 1, wherein (a) NR¹R² taken together form
piperidinyl or pyrrolidinyl, (b) n is 1, and (c) Q is selected from
morpholinyl and piperidinyl.

24. A compound of claim 23, wherein Q is morpholinyl or substituted
morpholinyl.

25. A compound of claim 1, wherein

ORT-1524

wherein NR^1R^2 taken together form piperidinyl, pyrrolidinyl, or diethylamino,

n is 1, and

wherein Q is NR^8R^9 and R^8 is H and R^9 is selected from phenyl or aromatic 5-9 membered heterocyclyl, wherein said phenyl or heterocyclyl is optionally substituted with 1-3 substituents selected from halo, nitro, cyano, and C_{1-3} alkyl.

26. A compound of claim 1, selected from: 1-[4-(4-piperidin-1-ylmethyl-phenyl)-but-3-ynyl]-piperidine; 1-[3-(4-piperidin-1-yl-but-1-ynyl)-benzyl]-piperidine; 4-[3-(4-piperidin-1-yl-but-1-ynyl)-benzyl]-morpholine; 4-[3-(4-piperidin-1-yl-but-1-ynyl)-benzyl]-morpholine dihydrochloride; 1-[4-(4-pyrrolidin-1-yl-but-1-ynyl)-benzyl]-piperidine; diethyl-[4-(4-piperidin-1-ylmethyl-phenyl)-but-3-ynyl]-amine; 4-[4-(4-piperidin-1-ylmethyl-phenyl)-but-3-ynyl]-thiomorpholine; 4-[4-(4-piperidin-1-ylmethyl-phenyl)-but-3-ynyl]-morpholine; 1-methyl-4-[4-(4-piperidin-1-ylmethyl-phenyl)-but-3-ynyl]-piperazine; 1-[4-(4-pyrrolidin-1-ylmethyl-phenyl)-but-3-ynyl]-piperidine; 4-[4-(4-piperidin-1-yl-but-1-ynyl)-benzyl]-morpholine; diethyl-[4-(4-piperidin-1-yl-but-1-ynyl)-benzyl]-amine; 1-[4-[4-(4-benzyl-piperidin-1-ylmethyl)-phenyl]-but-3-ynyl]-piperidine; 1-[4-(4-piperidin-1-yl-but-1-ynyl)-benzyl]-piperidin-4-ol; 2-[1-[4-(4-piperidin-1-yl-but-1-ynyl)-benzyl]-piperidin-2-yl]-ethanol; 1-[4-(4-piperidin-1-yl-but-1-ynyl)-benzyl]-decahydro-quinoline; 1-[4-(4-piperidin-1-yl-but-1-ynyl)-benzyl]-piperidine-4-carboxylic acid amide; 8-[4-(4-piperidin-1-yl-but-1-ynyl)-benzyl]-1,4-dioxo-8-aza-spiro[4.5]decan-4-one; 1-methyl-4-[4-(4-piperidin-1-yl-but-1-ynyl)-benzyl]-piperazine; cyclohexyl-[4-(4-piperidin-1-yl-but-1-ynyl)-benzyl]-amine; indan-1-yl-[4-(4-piperidin-1-yl-but-1-ynyl)-benzyl]-amine; 1-phenyl-4-[4-(4-piperidin-1-yl-but-1-ynyl)-benzyl]-piperazine; 1-benzyl-4-[4-(4-piperidin-1-yl-but-1-ynyl)-benzyl]-piperazine; 4-[4-(4-piperidin-1-yl-but-1-ynyl)-benzyl]-piperazine-1-carboxylic acid tert-butyl ester; 1-[4-(4-piperidin-1-yl-but-1-ynyl)-benzyl]-piperazine; 1-isopropyl-4-[4-(4-piperidin-1-yl-but-1-ynyl)-benzyl]-piperazine; 1-phenyl-8-[3-(4-piperidin-1-yl-but-1-ynyl)-benzyl]-1,3,8-triaza-spiro[4.5]decan-4-one; 1-[3-(4-

ORT-1524

piperidin-1-yl-but-1-ynyl)-benzyl]-piperidine-3-carboxylic acid
 diethylamide; 1-[3-(4-piperidin-1-yl-but-1-ynyl)-benzyl]-1,2,3,4,5,6-
 hexahydro-[2,3']bipyridinyl; 1-[3-(4-piperidin-1-yl-but-1-ynyl)-benzyl]-4-(3-
 trifluoromethyl-phenyl)-piperazine; 2-{4-[3-(4-piperidin-1-yl-but-1-ynyl)-
 5 benzyl]-piperazin-1-yl}-pyrimidine; 1-[3-(4-piperidin-1-yl-but-1-ynyl)-
 benzyl]-piperidine-4-carboxylic acid amide; methyl-[3-(4-piperidin-1-yl-
 but-1-ynyl)-benzyl]-(2-pyridin-2-yl-ethyl)-amine; [2-(3,4-dimethoxy-
 phenyl)-ethyl]-methyl-[3-(4-piperidin-1-yl-but-1-ynyl)-benzyl]-amine; 4-[3-
 (4-piperidin-1-yl-but-1-ynyl)-benzyl]-thiomorpholine; allyl-cyclopentyl-[3-
 10 (4-piperidin-1-yl-but-1-ynyl)-benzyl]-amine; 10-[3-(4-piperidin-1-yl-but-1-
 ynyl)-benzyl]-1,4,7-trioxa-10-aza-cyclododecane; 1-[4-(3-thiazolidin-3-
 ylmethyl-phenyl)-but-3-ynyl]-piperidine; [2-(1H-indol-3-yl)-ethyl]-methyl-
 [3-(4-piperidin-1-yl-but-1-ynyl)-benzyl]-amine; 1-{1-[3-(4-piperidin-1-yl-
 but-1-ynyl)-benzyl]-piperidin-4-yl}-1,3-dihydro-benzoimidazol-2-one;
 15 phenyl-[3-(4-piperidin-1-yl-but-1-ynyl)-benzyl]-amine; 1-[4-(3-pyrrolidin-1-
 ylmethyl-phenyl)-but-3-ynyl]-piperidine; 1-[3-(4-piperidin-1-yl-but-1-ynyl)-
 benzyl]-azacyclotridecane; dimethyl-[4-(4-piperidin-1-ylmethyl-phenyl)-
 but-3-ynyl]-amine; dimethyl-[4-(4-piperidin-1-yl-but-1-ynyl)-benzyl]-
 amine; phenyl-[4-(4-piperidin-1-yl-but-1-ynyl)-benzyl]-amine; 1-[4-(3-
 20 aziridin-1-ylmethyl-phenyl)-but-3-ynyl]-piperidine; 2-{1-[3-(4-piperidin-1-
 yl-but-1-ynyl)-benzyl]-piperidin-4-yloxy}-pyrimidine; {1-[3-(4-piperidin-1-
 yl-but-1-ynyl)-benzyl]-piperidin-4-yl}-pyridin-2-yl-amine; 4-[4-(3-
 morpholin-4-ylmethyl-phenyl)-but-3-ynyl]-morpholine; 4-[3-(4-
 thiomorpholin-4-yl-but-1-ynyl)-benzyl]-morpholine; 4-[3-(4-piperidin-1-yl-
 25 but-1-ynyl)-benzyl]-thiomorpholine; 4-[4-(3-thiomorpholin-4-ylmethyl-
 phenyl)-but-3-ynyl]-morpholine; 4-[3-(4-thiomorpholin-4-yl-but-1-ynyl)-
 benzyl]-thiomorpholine; 4-{4-[3-(4-methyl-piperazin-1-ylmethyl)-phenyl]-
 but-3-ynyl}-morpholine; 4-{4-[3-(4-methyl-piperazin-1-ylmethyl)-phenyl]-
 but-3-ynyl}-thiomorpholine; 1-methyl-4-[3-(4-piperidin-1-yl-but-1-ynyl)-
 30 benzyl]-piperazine; 1-[3-(4-piperidin-1-yl-but-1-ynyl)-benzyl]-piperidin-4-
 ol; 1-[3-(4-morpholin-4-yl-but-1-ynyl)-benzyl]-piperidin-4-ol; 1-[3-(4-
 thiomorpholin-4-yl-but-1-ynyl)-benzyl]-piperidin-4-ol; 1-{4-[3-(4-methoxy-
 piperidin-1-ylmethyl)-phenyl]-but-3-ynyl}-piperidine; 4-{4-[3-(4-methoxy-

ORT-1524

piperidin-1-ylmethyl)-phenyl]-but-3-ynyl)-morpholine; and 4-{4-[3-(4-methoxy-piperidin-1-ylmethyl)-phenyl]-but-3-ynyl}-thiomorpholine.

27. A compound of claim 1, selected from: 1-[4-(4-piperidin-1-ylmethyl-phenyl)-but-3-ynyl]-piperidine; 1-[3-(4-piperidin-1-yl-but-1-ynyl)-benzyl]-piperidine; 4-[3-(4-piperidin-1-yl-but-1-ynyl)-benzyl]-morpholine; 4-[3-(4-piperidin-1-yl-but-1-ynyl)-benzyl]-morpholine dihydrochloride; 1-[4-(4-pyrrolidin-1-yl-but-1-ynyl)-benzyl]-piperidine; 1-[4-(4-pyrrolidin-1-ylmethyl-phenyl)-but-3-ynyl]-piperidine; diethyl-[4-(4-piperidin-1-yl-but-1-ynyl)-benzyl]-amine; 1-[4-(4-piperidin-1-yl-but-1-ynyl)-benzyl]-piperidin-4-ol; 2-[1-[4-(4-piperidin-1-yl-but-1-ynyl)-benzyl]-piperidin-2-yl]-ethanol; 1-[4-(4-piperidin-1-yl-but-1-ynyl)-benzyl]-decahydro-quinoline; 1-[4-(4-piperidin-1-yl-but-1-ynyl)-benzyl]-piperidine-4-carboxylic acid amide; 8-[4-(4-piperidin-1-yl-but-1-ynyl)-benzyl]-1,4-dioxo-8-aza-spiro[4.5]decane; 1-methyl-4-[4-(4-piperidin-1-yl-but-1-ynyl)-benzyl]-piperazine; cyclohexyl-[4-(4-piperidin-1-yl-but-1-ynyl)-benzyl]-amine; indan-1-yl-[4-(4-piperidin-1-yl-but-1-ynyl)-benzyl]-amine; 1-[4-(4-piperidin-1-yl-but-1-ynyl)-benzyl]-piperazine; 1-isopropyl-4-[4-(4-piperidin-1-yl-but-1-ynyl)-benzyl]-piperazine; 1-phenyl-8-[3-(4-piperidin-1-yl-but-1-ynyl)-benzyl]-1,3,8-triaza-spiro[4.5]decan-4-one; 1-[3-(4-piperidin-1-yl-but-1-ynyl)-benzyl]-piperidine-4-carboxylic acid amide; 4-[3-(4-piperidin-1-yl-but-1-ynyl)-benzyl]-thiomorpholine; allyl-cyclopentyl-[3-(4-piperidin-1-yl-but-1-ynyl)-benzyl]-amine; 10-[3-(4-piperidin-1-yl-but-1-ynyl)-benzyl]-1,4,7-trioxa-10-aza-cyclododecane; 1-[4-(3-thiazolidin-3-ylmethyl-phenyl)-but-3-ynyl]-piperidine; [2-(1H-indol-3-yl)-ethyl]-methyl-[3-(4-piperidin-1-yl-but-1-ynyl)-benzyl]-amine; 1-[1-[3-(4-piperidin-1-yl-but-1-ynyl)-benzyl]-piperidin-4-yl]-1,3-dihydro-benzimidazol-2-one; and 1-[4-(3-pyrrolidin-1-ylmethyl-phenyl)-but-3-ynyl]-piperidine.
28. A compound of claim 1, selected from 4-[3-(4-piperidin-1-yl-but-1-ynyl)-benzyl]-morpholine and 4-[4-(4-piperidin-1-yl-but-1-ynyl)-benzyl]-morpholine; and particularly the former.

ORT-1524

29. A compound of claim 1, having the structure 4-[3-(4-piperidin-1-yl-but-1-ynyl)-benzyl]-morpholine.
30. A compound of claim 1, selected from: 1-[3-(4-piperidin-1-yl-but-1-ynyl)-benzyl]-piperidine; 4-[3-(4-piperidin-1-yl-but-1-ynyl)-benzyl]-morpholine; 4-[3-(4-piperidin-1-yl-but-1-ynyl)-benzyl]-morpholine dihydrochloride; 1-phenyl-8-[3-(4-piperidin-1-yl-but-1-ynyl)-benzyl]-1,3,8-triazaspiro[4.5]decan-4-one; 1-[3-(4-piperidin-1-yl-but-1-ynyl)-benzyl]-piperidine-3-carboxylic acid diethylamide; 1-[3-(4-piperidin-1-yl-but-1-ynyl)-benzyl]-1,2,3,4,5,6-hexahydro-[2,3']bipyridinyl; 1-[3-(4-piperidin-1-yl-but-1-ynyl)-benzyl]-4-(3-trifluoromethyl-phenyl)-piperazine; 2-{4-[3-(4-piperidin-1-yl-but-1-ynyl)-benzyl]-piperazin-1-yl}-pyrimidine; 1-[3-(4-piperidin-1-yl-but-1-ynyl)-benzyl]-piperidine-4-carboxylic acid amide; methyl-[3-(4-piperidin-1-yl-but-1-ynyl)-benzyl]-(2-pyridin-2-yl-ethyl)-amine; [2-(3,4-dimethoxy-phenyl)-ethyl]-methyl-[3-(4-piperidin-1-yl-but-1-ynyl)-benzyl]-amine; 4-[3-(4-piperidin-1-yl-but-1-ynyl)-benzyl]-thiomorpholine; allyl-cyclopentyl-[3-(4-piperidin-1-yl-but-1-ynyl)-benzyl]-amine; 10-[3-(4-piperidin-1-yl-but-1-ynyl)-benzyl]-1,4,7-trioxa-10-azacyclododecane; 1-[4-(3-thiazolidin-3-ylmethyl-phenyl)-but-3-ynyl]-piperidine; [2-(1H-indol-3-yl)-ethyl]-methyl-[3-(4-piperidin-1-yl-but-1-ynyl)-benzyl]-amine; 1-{1-[3-(4-piperidin-1-yl-but-1-ynyl)-benzyl]-piperidin-4-yl}-1,3-dihydro-benzimidazol-2-one; phenyl-[3-(4-piperidin-1-yl-but-1-ynyl)-benzyl]-amine; 1-[4-(3-pyrrolidin-1-ylmethyl-phenyl)-but-3-ynyl]-piperidine; and 1-[3-(4-piperidin-1-yl-but-1-ynyl)-benzyl]-azacyclotridecane.
31. A compound of claim 1, selected from: dimethyl-[4-(4-piperidin-1-ylmethyl-phenyl)-but-3-ynyl]-amine; dimethyl-[4-(4-piperidin-1-yl-but-1-ynyl)-benzyl]-amine; phenyl-[4-(4-piperidin-1-yl-but-1-ynyl)-benzyl]-amine; 1-[4-(3-aziridin-1-ylmethyl-phenyl)-but-3-ynyl]-piperidine; 2-{1-[3-(4-piperidin-1-yl-but-1-ynyl)-benzyl]-piperidin-4-yloxy}-pyrimidine; {1-[3-(4-piperidin-1-yl-but-1-ynyl)-benzyl]-piperidin-4-yl}-pyridin-2-yl-amine; 4-[4-(3-morpholin-4-ylmethyl-phenyl)-but-3-ynyl]-morpholine; 4-[3-(4-

ORT-1524

- thiomorpholin-4-yl-but-1-ynyl)-benzyl]-morpholine; 4-[3-(4-piperidin-1-yl-but-1-ynyl)-benzyl]-thiomorpholine; 4-[4-(3-thiomorpholin-4-ylmethyl-phenyl)-but-3-ynyl]-morpholine; 4-[3-(4-thiomorpholin-4-yl-but-1-ynyl)-benzyl]-thiomorpholine; 4-[4-[3-(4-methyl-piperazin-1-ylmethyl)-phenyl]-but-3-ynyl]-morpholine; 4-[4-[3-(4-methyl-piperazin-1-ylmethyl)-phenyl]-but-3-ynyl]-thiomorpholine; 1-methyl-4-[3-(4-piperidin-1-yl-but-1-ynyl)-benzyl]-piperazine; 1-[3-(4-piperidin-1-yl-but-1-ynyl)-benzyl]-piperidin-4-ol; 1-[3-(4-morpholin-4-yl-but-1-ynyl)-benzyl]-piperidin-4-ol; 1-[3-(4-thiomorpholin-4-yl-but-1-ynyl)-benzyl]-piperidin-4-ol; 1-[4-[3-(4-methoxy-piperidin-1-ylmethyl)-phenyl]-but-3-ynyl]-piperidine; 4-[4-[3-(4-methoxy-piperidin-1-ylmethyl)-phenyl]-but-3-ynyl]-morpholine; and 4-[4-[3-(4-methoxy-piperidin-1-ylmethyl)-phenyl]-but-3-ynyl]-thiomorpholine.
32. A pharmaceutical composition, comprising a compound of claim 1, 5, 21, 22, 28, or 29, and a pharmaceutically-acceptable excipient.
33. A compound of claim 1, 5, 21, 22, 28, or 29, isotopically-labelled to be detectable by PET or SPECT.
34. A method of inhibiting histamine H₃ receptor activity in a subject, comprising administering an effective amount of a compound of claim 1, 5, 21, 22, 28, or 29 to a subject in need of such inhibition of histamine H₃ receptor activity.
35. A method of treating a subject having a disease or condition modulated by histamine H₃ receptor activity, comprising administering to the subject a therapeutically effective amount of a compound of claim 1, 5, 21, 22, 28, or 29.
36. A method of claim 35, wherein said disease or condition is selected from the group consisting of sleep/wake disorders, arousal/vigilance disorders, migraine, asthma, dementia, mild cognitive impairment (pre-dementia), Alzheimer's disease, epilepsy, narcolepsy, eating disorders,

ORT-1524

motion sickness, vertigo, attention deficit hyperactivity disorders, learning disorders, memory retention disorders, schizophrenia, nasal congestion, allergic rhinitis, and upper airway allergic response.

- 5 37. A method for treating a disease or condition modulated by at least one receptor selected from the histamine H₁ receptor and the histamine H₃ receptor, said method comprising (a) administering to a subject a jointly effective amount of a histamine H₁ receptor antagonist compound, and
10 (b) administering to the subject a jointly effective amount of a compound of claim 1, 5, 21, 22, 28, or 29, said method providing a jointly therapeutically effective amount of said compounds.
- 15 38. The method of claim 37 wherein the histamine H₁ receptor antagonist and the compound of claim 1, 5, 21, 22, 28, or 29 are present in the same dosage form.
- 20 39. A method for treating diseases or conditions modulated by at least one receptor selected from the histamine H₂ receptor and the histamine H₃ receptor in a subject, comprising (a) administering to the subject a jointly effective amount of a histamine H₂ receptor antagonist compound, and
25 (b) administering to the subject a jointly effective amount of a compound of claim 1, 5, 21, 22, 28, or 29, said method providing a jointly therapeutically effective amount of said compounds.
- 30 40. The method of claim 39 wherein the histamine H₂ receptor antagonist and the compound of claim 1, 5, 21, 22, 28, or 29 are present in the same dosage form.
41. A method for treating one or more disorders or conditions selected from the group consisting of sleep/wake disorders, narcolepsy, and
 arousal/vigilance disorders, comprising administering to a subject a therapeutically effective amount of a compound of claim 1, 5, 21, 22, 28, or 29.

ORT-1524

42. A method for treating attention deficit hyperactivity disorders (ADHD), comprising administering to a subject a therapeutically effective amount of a compound of claim 1, 5, 21, 22, 28, or 29.
- 5
43. A method for treating one or more disorders or conditions selected from the group consisting of dementia, mild cognitive impairment (pre-dementia), cognitive dysfunction, schizophrenia, depression, manic disorders, bipolar disorders, and learning and memory disorders, comprising administering to a subject a therapeutically effective amount
- 10 of a compound of claim 1, 5, 21, 22, 28, or 29.
44. A method for treating or preventing upper airway allergic response, nasal congestion, or allergic rhinitis, comprising administering to a
- 15 subject a therapeutically effective amount of a compound of claim 1, 5, 21, 22, 28, or 29.
45. A method for studying disorders mediated by the histamine H₃ receptor, comprising using an ¹⁸F-labeled compound of claim 1, 21, 22, or 28 as a
- 20 positron emission tomography (PET) molecular probe.