



US00D844210S

(12) **United States Design Patent**  
**Belz**

(10) **Patent No.:** **US D844,210 S**

(45) **Date of Patent:** **\*\* Mar. 26, 2019**

(54) **LIGHT FIXTURE**

(71) Applicant: **Thomas Belz**, Munich (DE)

(72) Inventor: **Thomas Belz**, Munich (DE)

(\*\*) Term: **15 Years**

(21) Appl. No.: **29/587,771**

(22) Filed: **Dec. 15, 2016**

(30) **Foreign Application Priority Data**

Jun. 15, 2016 (EM) ..... 003191501

(51) **LOC (11) Cl.** ..... **26-05**

(52) **U.S. Cl.**  
USPC ..... **D26/73**

(58) **Field of Classification Search**  
USPC ..... D26/35, 51, 57, 72, 73, 81, 83, 85, 86,  
D26/88, 93, 94, 101, 118-122, 125  
CPC ..... F21S 8/02; F21S 8/03; F21S 8/04; F21S  
8/033; F21S 8/036; F21S 8/043; F21S  
8/065; F21V 21/02  
See application file for complete search history.

(56) **References Cited**

**U.S. PATENT DOCUMENTS**

D390,682 S *	2/1998	Lawrence	.....	D26/73
D514,242 S *	1/2006	Curtin	.....	D26/73
D520,664 S *	5/2006	Chen	.....	D26/73
D521,178 S *	5/2006	Sheng	.....	D26/156
D663,884 S *	7/2012	Baylar	.....	D26/88

**OTHER PUBLICATIONS**

Antler Light Fixture (available online) Retrieved from the internet Jun. 22, 2018 from URL: <https://www.houzz.com/photo/45358892-my-houzz-a-sanctuary-with-bohemian-flair-in-the-pacific-northwest-southwestern-seattle>.\*

Deer Antler Chandelier (available online) Retrieved from the internet Jun. 22, 2018 from URL: <http://mbodog18.com/low-profile-chandelier/low-profile-chandelier-unique-items-similar-to-deer-antler-chandelier-4-lights-real/>.\*

Montana Elk Chandelier (available online) Retrieved from the internet Jun. 22, 2018 from URL: <http://www.cdnantler.com/elk.htm>.\*

\* cited by examiner

*Primary Examiner* — Kevin K Rudzinski

*Assistant Examiner* — Richard Kearney

(74) *Attorney, Agent, or Firm* — Arent Fox LLP; Michael Fainberg

(57) **CLAIM**

The ornamental design for a light fixture, as shown and described.

**DESCRIPTION**


FIG. 1 is a top perspective view of a light fixture showing my new design;

FIG. 2 is a bottom perspective view thereof; and,

FIG. 3 is front perspective view thereof.

The broken lines shown in the drawings illustrate portions of the lighting fixture that form no part of the claimed design.

**1 Claim, 3 Drawing Sheets**



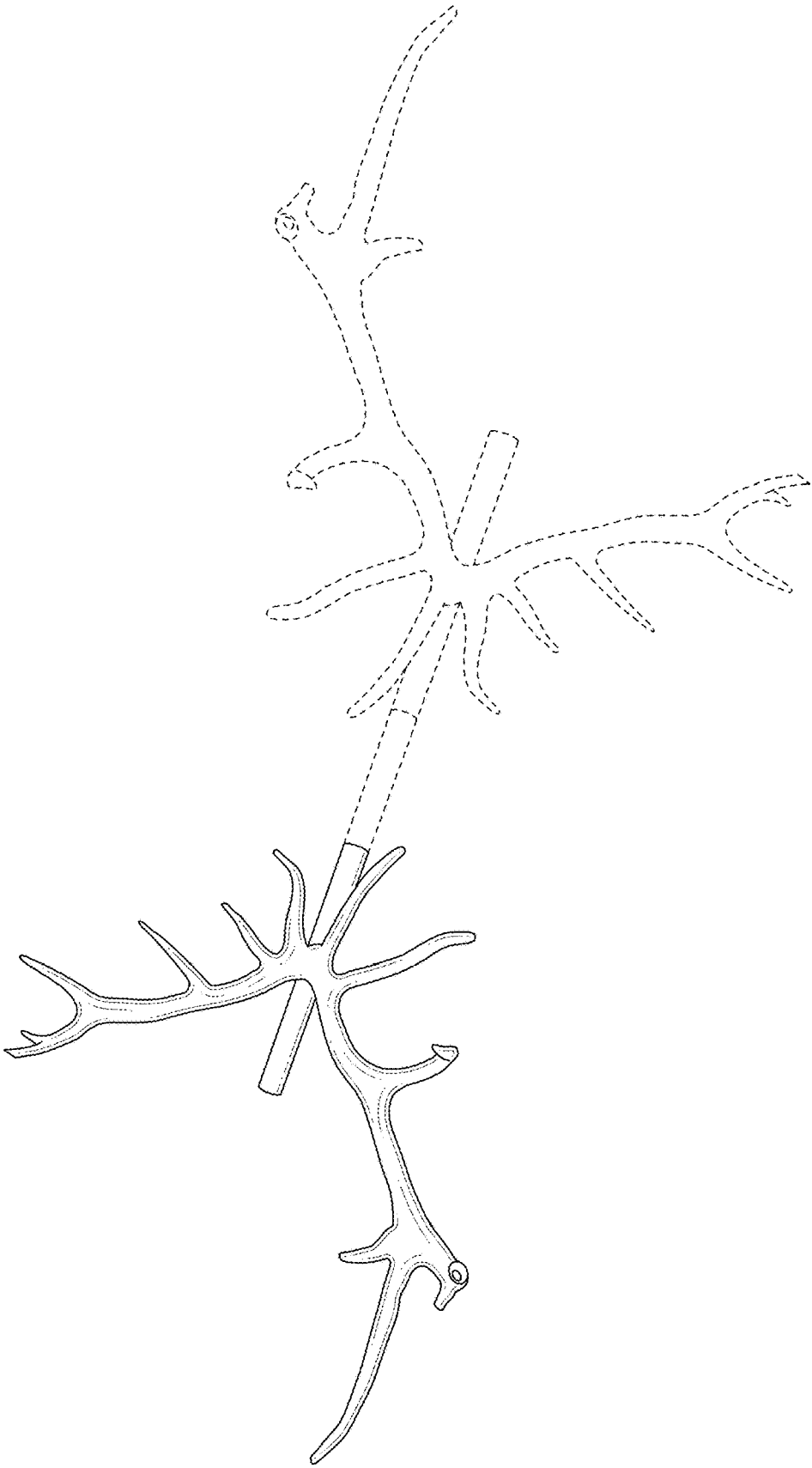


FIG.1

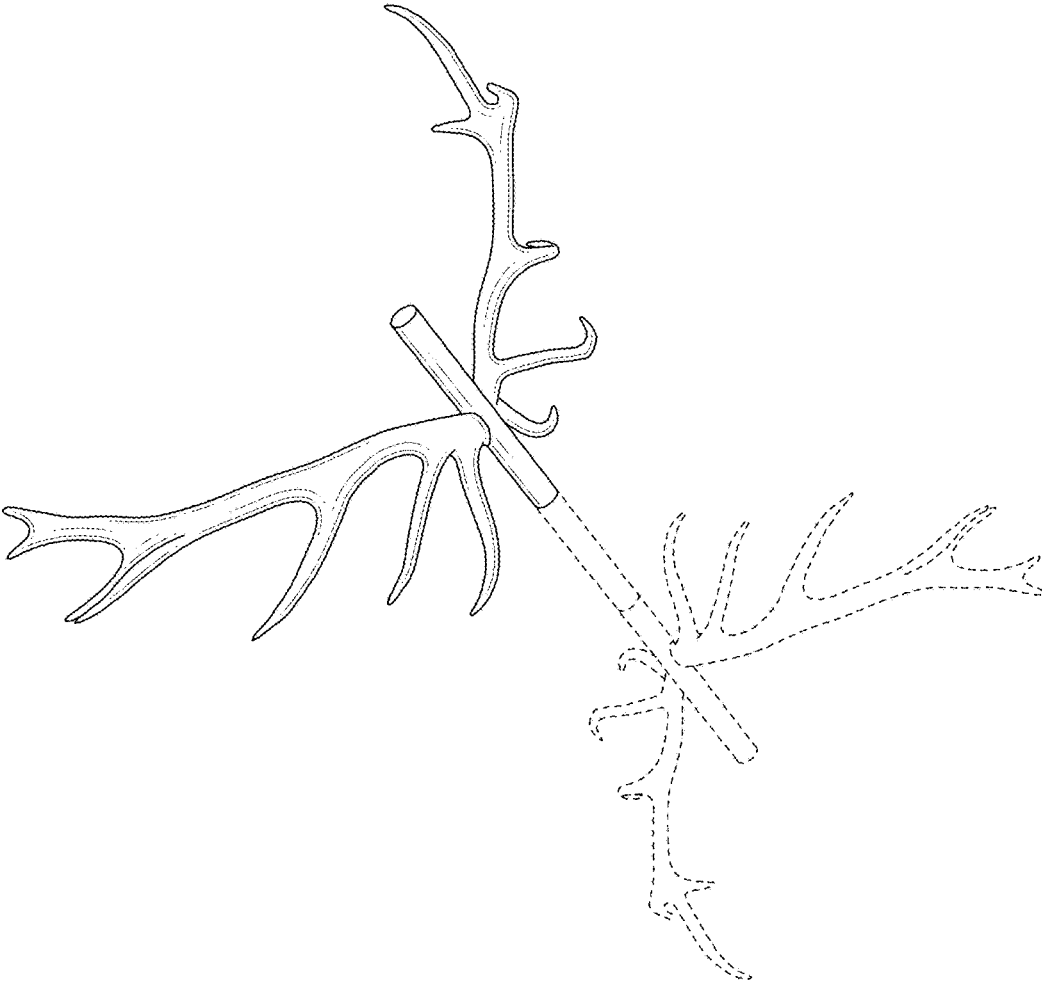


FIG. 2

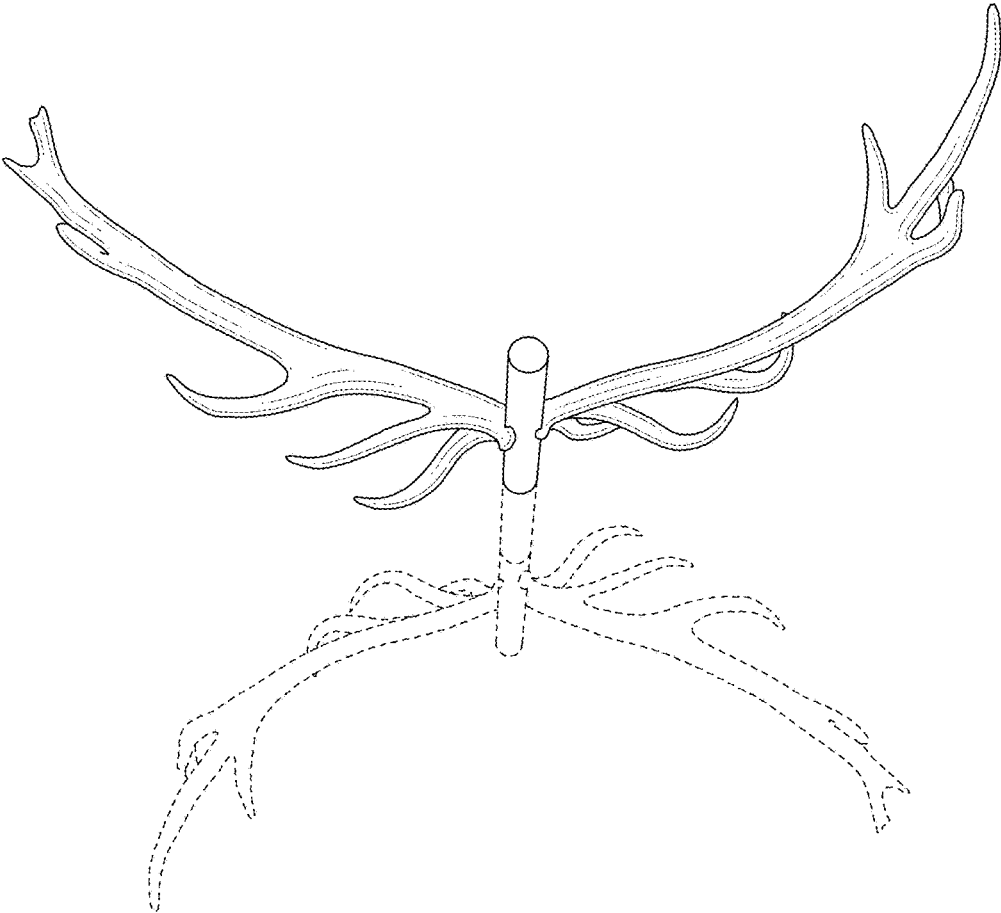


FIG. 3