



US00D438461S

(12) **United States Design Patent**  
**Yamagishi**

(10) **Patent No.:** **US D438,461 S**

(45) **Date of Patent:** **\*\* Mar. 6, 2001**

(54) **BUBBLE PACKAGE**

3,942,640 \* 3/1976 Hellstrom ..... 206/461 X  
4,485,920 \* 12/1984 Skylvik ..... 206/461 X

(75) Inventor: **Masami Yamagishi, Matsudo (JP)**

**OTHER PUBLICATIONS**

(73) Assignee: **Kai R&D Center Co., Gifu-ken (JP)**

Techform Inc., Nov. 1982.\*

(\*\*) Term: **14 Years**

Modern Packaging Catalog, p. 300, Jan. 1941.\*

(21) Appl. No.: **29/102,505**

\* cited by examiner

(22) Filed: **Mar. 26, 1999**

*Primary Examiner*—Prabhakar Deshmukh

(30) **Foreign Application Priority Data**

(74) *Attorney, Agent, or Firm*—Kit M. Stetina; Stetina  
Brunda Garred & Brucker

Mar. 19, 1999 (JP) ..... 11-7080

(57) **CLAIM**

(51) **LOC (7) Cl.** ..... **09-03**

The ornamental design for a bubble package, as shown and  
described.

(52) **U.S. Cl.** ..... **D9/415**

(58) **Field of Search** ..... D9/415, 418, 414,  
D9/305, 306, 337, 432; 206/461-471, 495,  
806, 769-774, 775, 783

**DESCRIPTION**

(56) **References Cited**

FIG. 1 is a front elevational view of a bubble package, the  
rear elevational view being identical to the front elevational  
view;

**U.S. PATENT DOCUMENTS**

- D. 268,331 \* 3/1983 Kay et al. .... D9/415
- D. 329,017 \* 9/1992 Goodale ..... D9/415
- D. 330,855 \* 11/1992 Demopoulos et al. .... D9/415
- D. 342,025 \* 12/1993 Abraben et al. .... D9/415
- D. 352,237 \* 11/1994 Reardon et al. .... D9/415
- 3,093,244 \* 6/1963 Middleton et al. .... 206/461 X
- 3,173,540 \* 3/1965 Lapidis ..... 206/463
- 3,289,830 \* 12/1966 Foote ..... 206/469
- 3,402,810 \* 9/1968 Percelay ..... 206/461

FIG. 2 is a top plan view thereof, the bottom plan view being  
identical to the top plan view thereof;

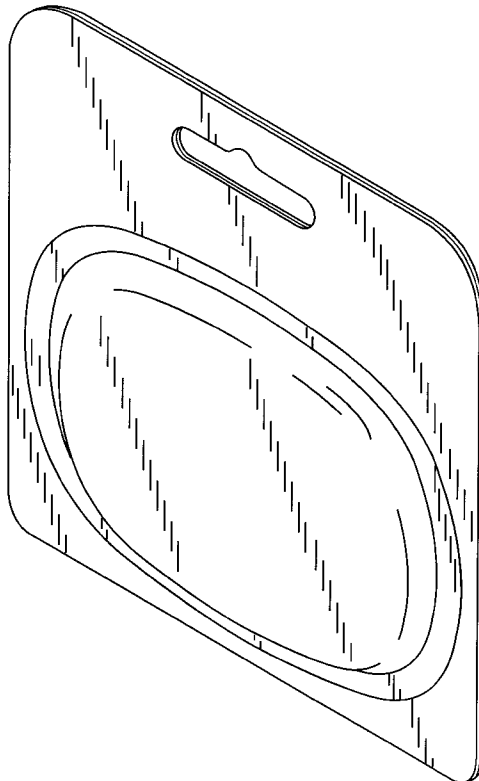
FIG. 3 is a right side view thereof and the left side view  
being identical to the right side view;

FIG. 4 is a front perspective view thereof; and,

FIG. 5 is a front perspective view showing actual use.

The broken lines in FIG. 5 are for illustrative purpose only  
and forms no part of the claimed design.

**1 Claim, 3 Drawing Sheets**



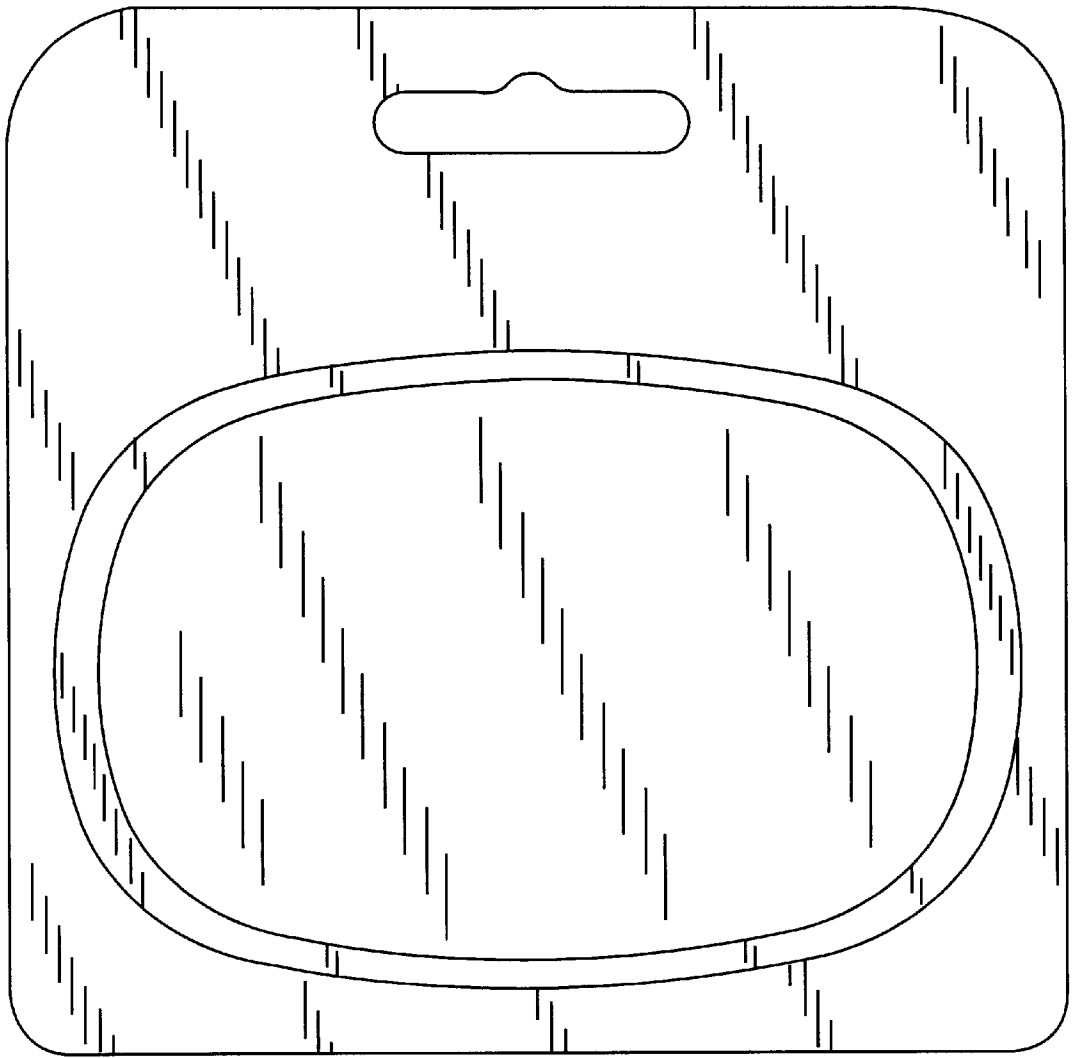


Fig. 1




Fig. 2

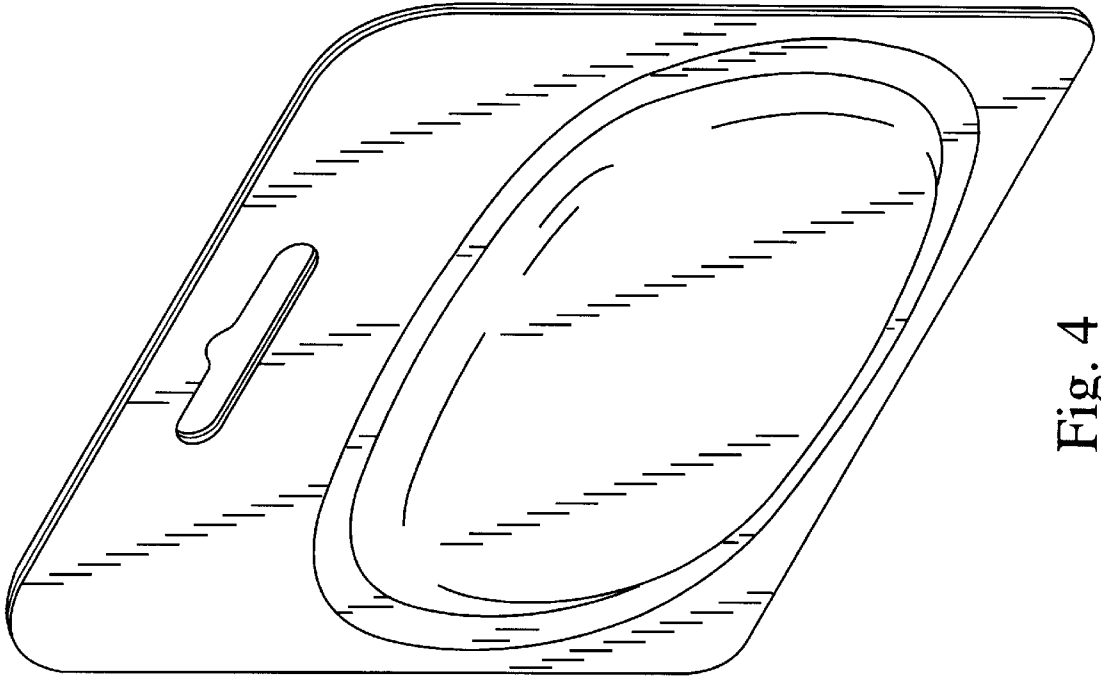


Fig. 4




Fig. 3

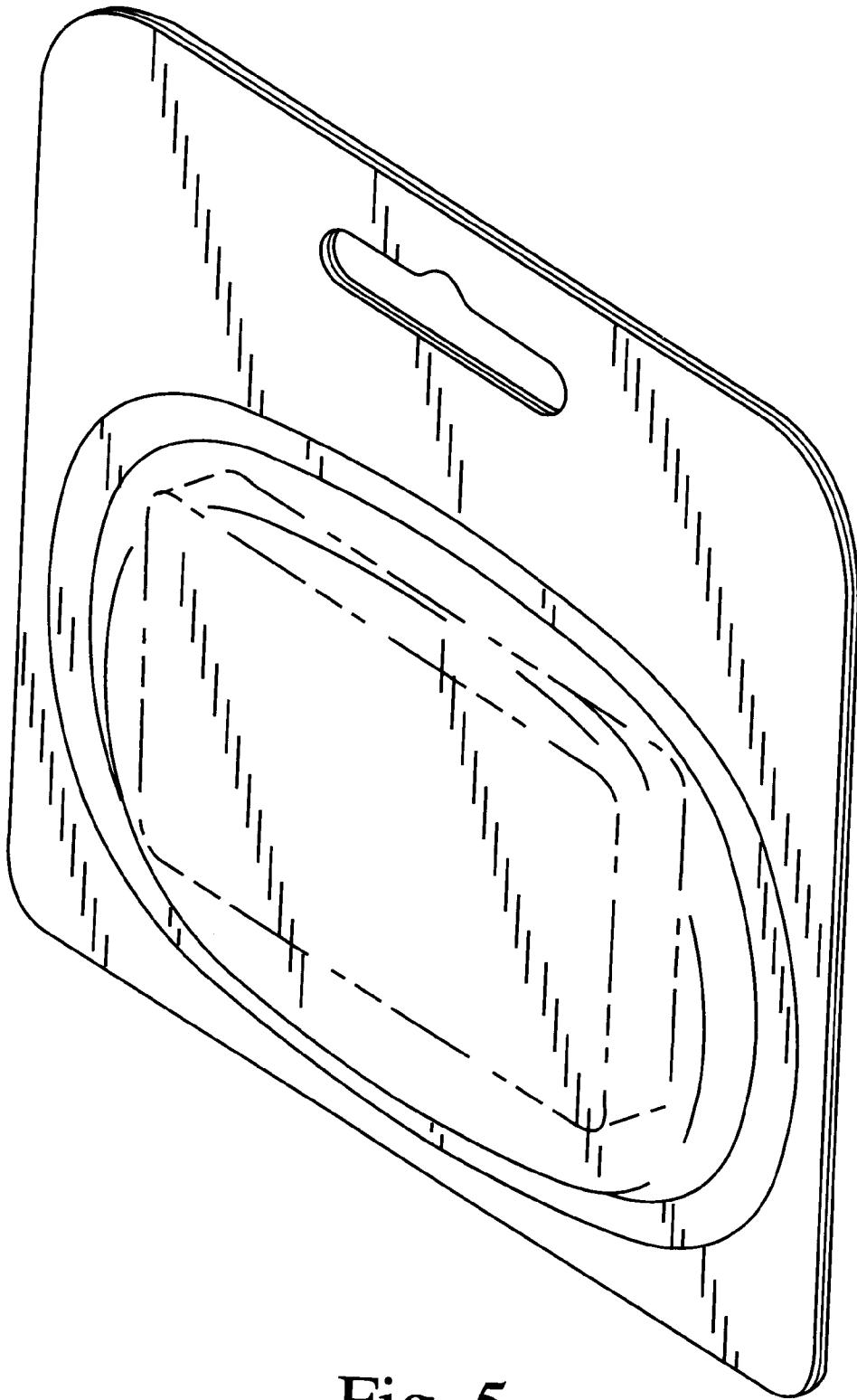


Fig. 5