



US00D342332S

United States Patent [19]

[11] Patent Number: **Des. 342,332**

Zahn et al.

[45] Date of Patent: **** Dec. 14, 1993**

[54] **FLUORESCENT TROUBLE LIGHT**

3,136,489 6/1964 Oharenko 362/222 X
3,996,493 12/1976 Davenport et al. 3622/221 X

[76] Inventors: **Udo Zahn**, 5919 Merlindale Dr.;
Howard VonBergen, 5920 Merlindale Dr., both of Citrus Heights, Calif. 95610

Primary Examiner—Susan J. Lucas
Attorney, Agent, or Firm—Hugh E. Smith

[**] Term: **14 Years**

[57] **CLAIM**

The ornamental design for a fluorescent trouble light, as shown and described.

[21] Appl. No.: **796,232**

[22] Filed: **Nov. 22, 1991**

[52] U.S. Cl. **D26/42; D26/75**

[58] Field of Search **D26/37-50;**
362/157, 158, 183, 184, 191, 190, 196, 197, 198,
199, 200, 201, 202, 203

DESCRIPTION

FIG. 1 is a front elevational view of the fluorescent trouble light showing my new design;
FIG. 2 is a rear elevational view thereof;
FIG. 3 is a left side elevational view thereof;
FIG. 4 is a right side elevational view thereof;
FIG. 5 is a top plan view thereof;
FIG. 6 is a bottom plan view thereof; and,
FIG. 7 is an isometric view thereof.

[56] **References Cited**

U.S. PATENT DOCUMENTS

D. 137,334 2/1944 Siemers **D26/37 X**
2,347,174 4/1944 Cross et al. **362/222**

The electric cord is broken away to indicate indeterminate length.

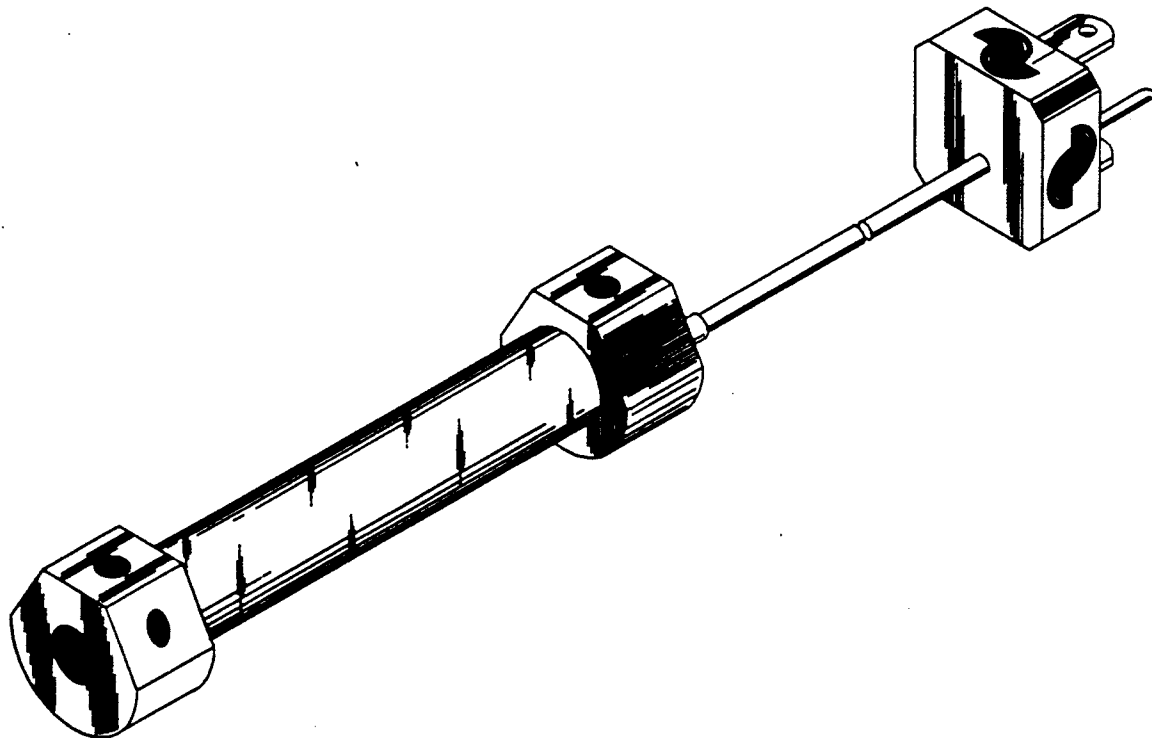


FIG. 1

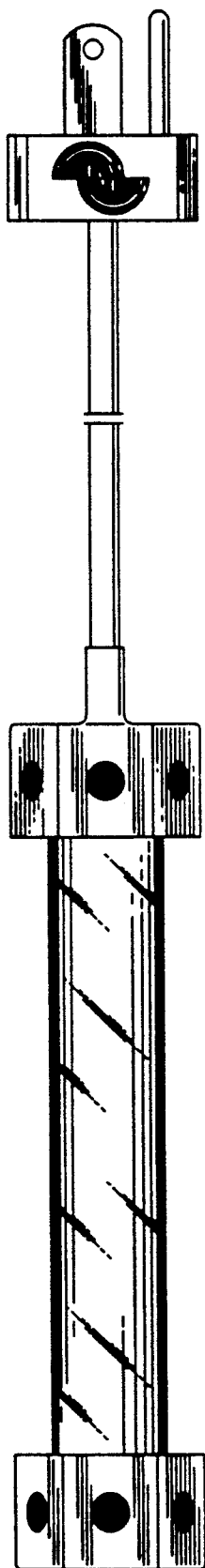


FIG. 2




FIG. 3

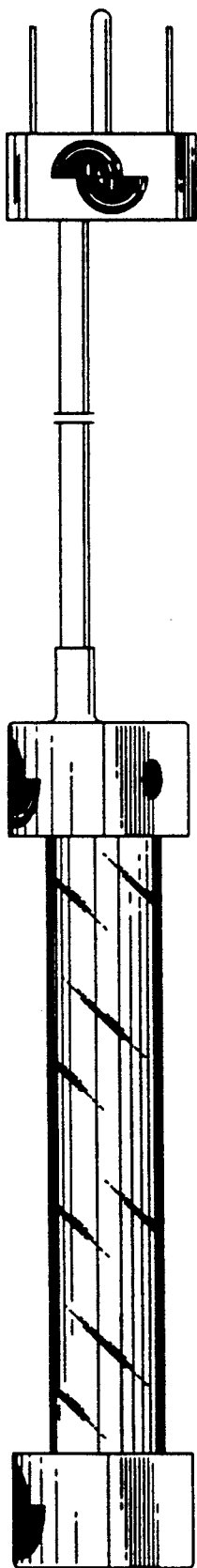


FIG. 4




FIG. 5

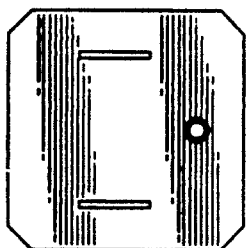


FIG. 6

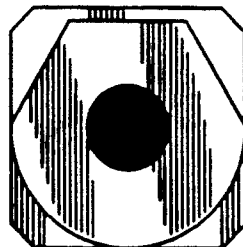


FIG. 7

