

A. W. PROCTOR.
WHISTLE.
APPLICATION FILED NOV. 25, 1910.

998,985.

Patented July 25, 1911.

Fig. 1

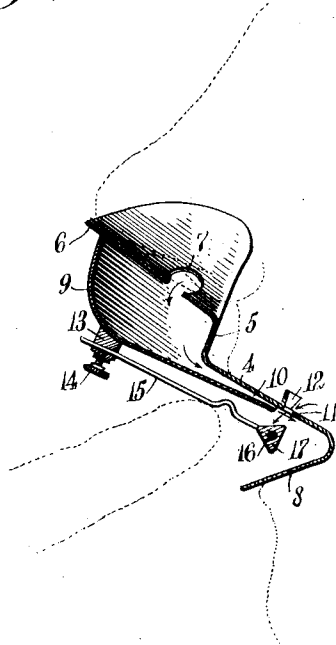


Fig. 2.

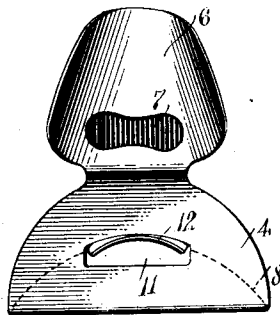
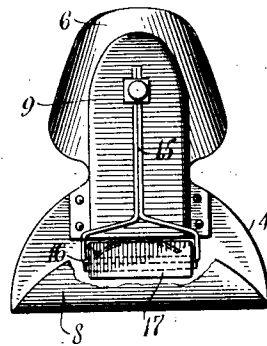


Fig. 3.



WITNESSES:

Geo. W. Naylor
Walton Harrison

INVENTOR

Andrew W. Proctor

BY *Munn & Co*

ATTORNEYS

UNITED STATES PATENT OFFICE.

ANDREW W. PROCTOR, OF NEW YORK, N. Y.

WHISTLE.

998,985.

Specification of Letters Patent.

Patented July 25, 1911.

Application filed November 25, 1910. Serial No. 594,041.

To all whom it may concern:

Be it known that I, ANDREW W. PROCTOR, a citizen of the United States, and a resident of the city of New York, borough of Brooklyn, in the county of Kings and State of New York, have invented a new and Improved Whistle, of which the following is a full, clear, and exact description.

My invention relates to whistles, and especially whistles of the kind used as toys, my more particular purpose being to give the whistle such form as to facilitate its being held in position by aid of the lips and teeth of the operator.

My invention further relates to means whereby the sound of the whistle may be so modified as to simulate the throbbing call of a bird, the throbbing being to some extent under direct control of the operator.

Reference is to be had to the accompanying drawings forming a part of this specification, in which similar characters of reference indicate corresponding parts in all the figures.

Figure 1 is a section showing my improved whistle in use; Fig. 2 is a view showing the whistle as it appears from its rear portion—that is, the portion adjacent to the operator's face; and Fig. 3 is a front elevation showing particularly the attachment used as a bird call.

A plate 4 made of sheet metal, is provided with a portion 5 bent upward and with another portion 6 bent forwardly, the portion last mentioned being provided with an opening 7. The plate 4 is further provided with a portion 8, bent obliquely so as to form an obtuse angle with the body portion of the plate. At 9 is a bulb made of sheet metal, secured directly upon the outer surface of the plate 4. A passage 10 leads downwardly from the bulb 9. The plate 4 is provided with a passage 11, made by striking up a bead 12 from the plate. The bead 12 is of a general arcuate form in order that the operator, by placing his upper teeth over the bead, can secure a firm grip upon the same. The backwardly turned portion 8 occupies such an angle relatively to the body portion of the plate 4, that the operator, by placing his lower lip against the portion 8 and pressing upwardly, can force the bead 12 tightly against the upper teeth of the operator. The upper portion of the passage 10 is enlarged so as to form an air passage into which the opening 7 merges.

Mounted upon the bulb 9 is a post 13 provided with a screw 14. A spring 15 made of wire, doubled as indicated in Fig. 3, extends through a post 13 and is clamped by aid of the screw 14. The spring 15 is provided with a portion 16, and revolvably mounted upon the latter is a damper 17, having generally a prismatic form. The operator, by pressing against the spring 15 with his finger, as indicated by dotted lines in Fig. 1, can move the damper 17 toward the opening 11.

The operation of my device is as follows: The operator places his upper teeth upon the upper surface of the bead 12 which, as indicated in Fig. 1, is bent slightly upward at its middle portion so as to fit neatly against said teeth. The operator also places his lower lip against the portion 8, forcing the latter upward so that the bead 12 binds tightly against the operator's teeth. This enables the operator to hold the whistle firmly in position without the aid of his hands. The operator's nose extends against the portion 6 of the whistle, the opening 7 registering with the nasal passages of the operator. When, therefore, the operator blows through his nose, the air passes through the opening 7 and bulb 9 down into the narrow passage 10, and thence is forced violently against the lower edge of the opening 11. This produces the whistling sound. The operator, by using his mouth as a sounding chamber and varying the position of his tongue, may play quite a diversity of notes. By pressing against the spring 15 so as to move the damper 17 toward and from the opening 11, as above described, the damper is brought partially into the path of travel of air escaping from the passage 10. The damper is thus caused to turn and in turning into different positions it offers different degrees of obstruction to the escape of air from the passage 10. The result is that the whistling sound is modified and gives a rapid and peculiar throbbing. The operator, by applying different degrees of pressure to the spring 15 and varying the force of the air he is blowing, may cause the sounds to be varied greatly by aid of the damper. In this manner and with the aid of a little practice he can simulate the calls of various birds.

I am aware that whistles to be blown by aid of air supplied through the nose, have been invented heretofore, and that

such whistles have had an upturned bead serving to aid the operator in holding the whistle in position upon his face. I am not aware, however, that any such whistle
 5 has ever been provided with a bead (such as 12) upturned at its middle portion only for the purpose of facilitating the grip of the operator's upper teeth upon it. Neither
 10 am I aware that there has heretofore been any whistle in which a plate corresponding to the portion 8 of my invention, has been bent backwardly at an acute angle relatively to the main body portion in order to enable the operator's lower lip, by pressing
 15 upwardly against the backwardly turned plate, to cause the bead (12) to bind against the operator's upper teeth. Nor am I aware of the existence of any patent containing a damper, such as 17, or spring for supporting the same, to be used in the relation
 20 stated.

Having thus described my invention, I claim as new and desire to secure by Letters Patent:

25 1. A whistle, comprising a member provided with an opening for fitting the operator's nose, said member being further provided with a bead having its middle portion upturned and made into substantially arcuate
 30 form for the purpose of engaging the upper front teeth of the operator, said member being further provided with a portion bent back at an acute angle relatively to the general position of said member in order to

afford a bearing surface for the operator's 35 lower lip.

2. A whistle, comprising a member to be worn upon the operator's face and provided with an air passage adapted to register with his nose, said member being further provided
 40 with means controllable by the escape of air through said air passage for producing a whistling sound, and also provided with a bead for engaging the operator's front teeth and with a portion to be pressed
 45 upon by the operator's lower lip in order to force said bead into engagement with said front teeth.

3. In a whistle, the combination of a sounding member provided with an air passage through which air is forced in order to produce a sound, and a damper having generally a prismatic form and disposed adjacent to said opening, said damper being pivotally mounted and being partially
 50 disposed within the path of the escaping air for the purpose of enabling said damper to turn, and means controllable at the will of the operator for varying the distance of said damper from said opening in order
 55 to regulate the sounds produced. 60

In testimony whereof I have signed my name to this specification in the presence of two subscribing witnesses.

ANDREW W. PROCTOR.

Witnesses:

MARGUERITE STRETZ,
 MABEL B. STRETZ.