



US00D349950S

United States Patent [19]

[11] Patent Number: **Des. 349,950**

Cummings

[45] Date of Patent: **** Aug. 23, 1994**

[54] **SHOWER BASE**

[75] Inventor: **Kenneth E. Cummings**, Mississauga, Canada

[73] Assignee: **122235 Canada Limited**, Richmond Hill, Canada

[**] Term: **14 Years**

[21] Appl. No.: **924,336**

[22] Filed: **Jul. 31, 1992**

[30] **Foreign Application Priority Data**

Feb. 18, 1992 [CA] Canada 18-02-92-12

[52] U.S. Cl. **D23/283**

[58] Field of Search 52/34, 35, 264; 4/541.1-541.6, 590, 596, 597, 604, 605, 611, 612, 613, 614, 622; D23/275, 283, 305

[56] **References Cited**

U.S. PATENT DOCUMENTS

D. 96,507 8/1935 Reed, Jr. 4/579 X
D. 219,513 12/1970 Skyhawk D23/283

D. 260,931	9/1981	Reineman	D24/204
D. 269,814	7/1983	Fishel et al.	D24/204
D. 299,164	12/1988	Burgess et al.	D23/283
D. 299,523	1/1989	Poulin	D23/283
D. 337,375	7/1993	Bengtson et al.	D23/283
D. 338,260	8/1993	Bengtson et al.	D23/283
4,974,269	12/1980	Baus	4/613

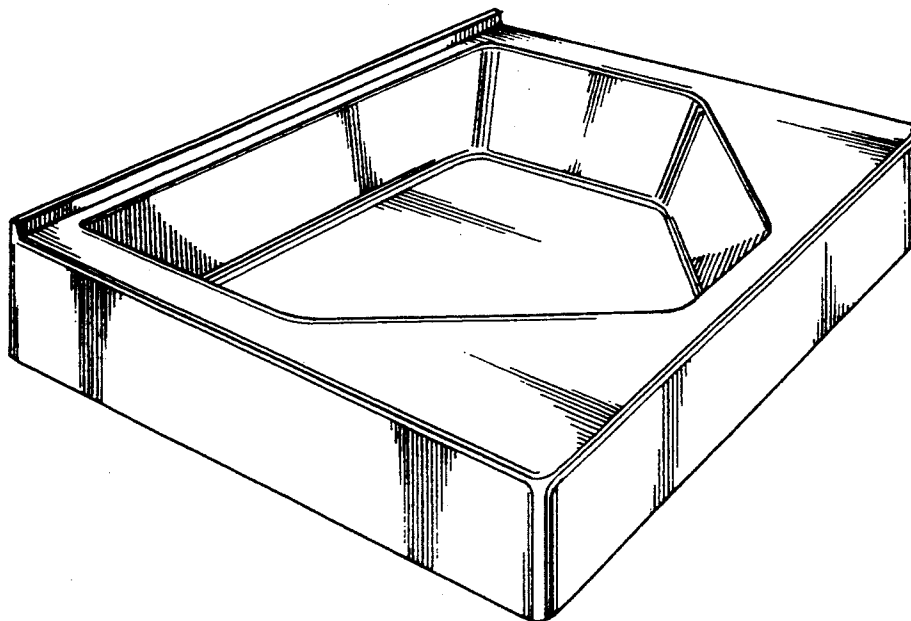
Primary Examiner—Stella Reid
Assistant Examiner—Eric Watterson
Attorney, Agent, or Firm—Trevor C. Klotz

[57] **CLAIM**

The ornamental design for a shower base, as shown.

DESCRIPTION

FIG. 1 is a top plan view of a shower base showing my new design;
FIG. 2 is a front elevation;
FIG. 3 is a rear elevation;
FIG. 4 is a left side elevation;
FIG. 5 is a right side elevation;
FIG. 6 is a bottom plan view; and,
FIG. 7 is a front perspective view taken from the left side.



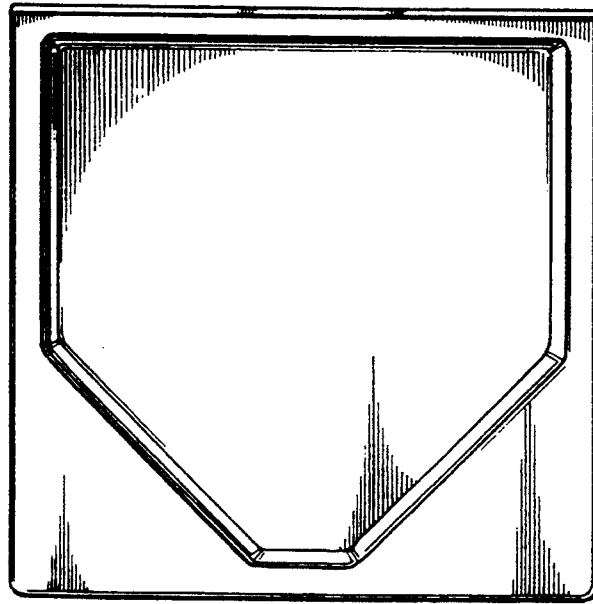


FIG. 1

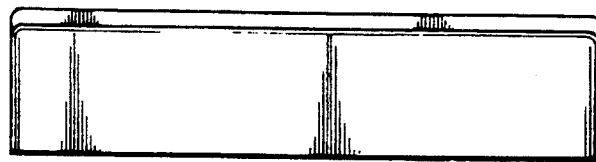


FIG. 2




FIG. 3




FIG. 4




FIG. 5




FIG. 6

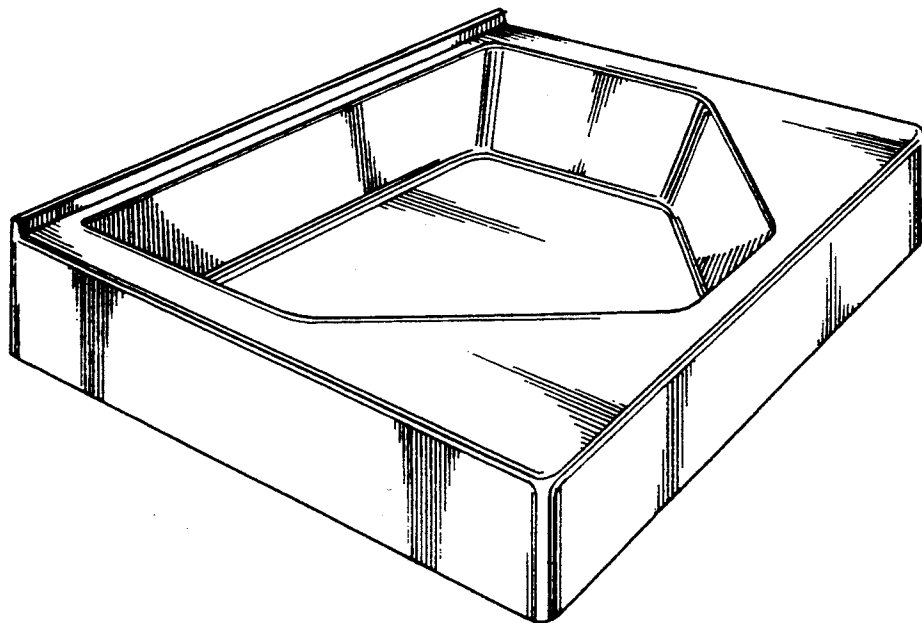


FIG. 7